

AZIENDA
COMPANY

Pg Italy Manufacturing è un'azienda che nasce a Brescia come capitale dell'industria italiana e grazie ad una rete commerciale radicata e competente, esporta la sua firma in tutto il mondo.

É un'azienda leader a livello mondiale che offere ai propri clienti un'ampia gamma di prodotti per la realizzazione di sistemi per il vetro temperato, accessori per elementi scorrevoli, cerniere e serrature, maniglie e maniglioni, pensiline e balaustre, box doccia.

I nostri prodotti si caratterizzano per funzionalità e design, conferendo valore ed eleganza non solo alla casa, ma anche all'ufficio e all'ambiente pubblico di prestigio, adattandosi ad ogni particolare esigenza del cliente.

Pg Italy Manufacturing is a company which was founded in Brescia well-known as a capital of the Italian industry and thanks to an expert and deeply-rooted commercial network, they are the means though which our products are exported throughout the world.

It is a leading worldwide company which offers our customers a wide range of products making systems for tempered glass, accessories for sliding elements, hinges and locks, handles and grab bars, canopies and balustrades, shower boxes.

Our products are characterized by functionality and design, giving value and elegance not only to the house, but also to the prestigious office and public places, adapting to any particular customer needs.

Catalogo def.indd 1 13/08/20 21:24



Catalogo def.indd 2 13/03/20 21:24

INDICE GENERALE
INDEX

Sistemi e componenti per partizioni in vetro
Glass partitions ststem and fittings **PAG 5**

Cerniere e componenti per box doccia
Shower boxes hinges fittings **PAG 22**

Componenti e cerniere per porte e divisori in vetro
Glass doors patch fittings and hinges **PAG 148**

Sistemi e componenti per porte scorrevoli
Sliding glass doors systems and fittings **PAG 202**

Pomoli e maniglie
Knobs and handles **PAG 238**

Fissaggi e morsetti
Fastening elements **PAG 252**

Sistemi per pensiline e facciate in vetro
Glass shelters and curtain walls systems **PAG 382**

LEGENDA
SYMBOL LIST

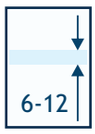

Spessore vetro
Glass Thickness



Larghezza della porta
Max door width



Larghezza minima della porta
Minimun door width



Peso max della porta - 2 cerniere
Max door weight - 2 hinges

C

Finitura cromo lucido
Bright chrome finish

SN

Finitura nickel satinato (similinox)
Satin nickel finish

G

Finitura oro lucido
Bright gold finish

BK

Finitura nero opaco
Matt black finish

PC

Finitura cromo perla
Pearl chrome finish

SSS

Finitura inox satinato
Satin stainless steel finish

PSS

Finitura inox lucido
Polished stainless steel finish

AA

Finitura alluminio anodizzato naturale
Natural anodized alluminium finish

BA

Finitura alluminio anodizzato brillante
Bright anodized alluminium finish

XA

Finitura anodizzata simil-inox
SSS like anodized aluminium finish

BX

Finitura alluminio anodizzato nero
Black anodized alluminium finish

Ssitemi e componenti per partizioni in vetro
Glass partitions ststem and fittings

INDICE
INDEX

PAG 6

Profili e accessori
Profiles and accessories

PAG 12

Cerniere accessori
Hinges and accessories

PAG 14

Serrature e accessori
Locks and accessories

PG
Italy
Manufacturing

MAGNA PARS
Il nuovo sistema di riferimento per partizioni in vetro

MAGNA PARS
The new benchmark for glass partition system

MAGNA PARS



MAGNA PARS è il nuovo sistema modulare basato su profili in alluminio che, grazie al design elegante e minimale, consente la realizzazione di divisori in vetro sia in ambienti di lavoro che domestici. MAGNA PARS offre delle caratteristiche uniche: Dimensioni dei profili estremamente ridotte, a garantire la massima trasmissione della luce Modularità dei profili che consente soluzioni complesse altrimenti non realizzabili Adatto a vetri stratificati, temperati-stratificati e monolitici temperati con spessori compresi tra 8 e 13,52 mm. Un unico set di guarnizioni è utilizzato per tutti gli spessori di vetro, semplificando gli ordini e riducendo le scorte Le guarnizioni a filo eliminano antiestetiche sporgenze rendendo l'aspetto ancora più gradevole Gamma di cerniere e serrature espressamente dedicate: le cerniere Pivot consentono la realizzazione sicura di porte a tutta altezza	MAGNA PARS is the new modular glass partitions system based on aluminium profiles allowing, thanks to the elegant and minimal design, the realization of home and office glass divisions. MAGNA PARS offers unique features: Reduced dimensions of the frames, to guarantee maximum light transmission Full modularity of the profiles allows complex solutions otherwise unobtainable Suitable for laminated, tempered-laminated and monolithic tempered glass with thicknesses between 8 and 13.52 mm A single set of gaskets is used for all glass thicknesses, making orders easyer and stocks smaller The flush seals eliminate unsightly protrusions creating a very pleasing appearance Range of expressly dedicated hinges and locks: Pivot hinges allow the safe construction of full height doors

Il sistema modulare di profili in alluminio si utilizza in abbinamento con cerniere pivot dedicate, cerniere a bandiera, serrature magnetiche e serrature meccaniche dedicate
Realizzato in lega di alluminio
Lunghezza delle barre cm 300-600

The modular profiles system works together with pivot dedicated hinges, side hinges, magnetic and traditional dedicated locks
Aluminium alloy manufacturing
Bar lenght: 300-600 cm





Catalogo def.indd 7 13/08/20 21:24

PMP01G



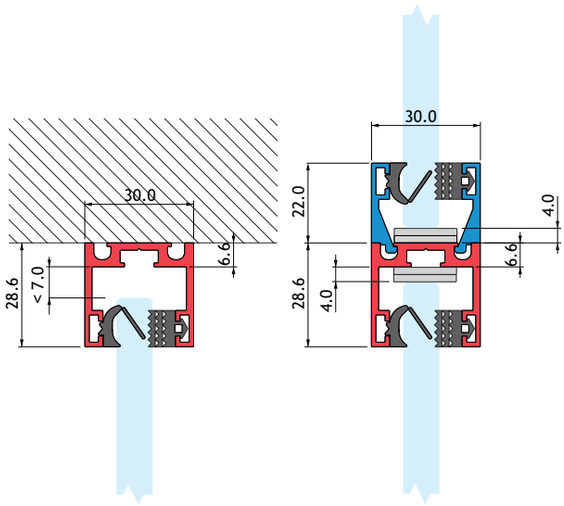

MAGNA PARS profilo superiore ad «U» predisposto per l'accoppiamento alla base con PMP04G, che permette anche configurazioni vetro/vetro
Estruso in lega di alluminio
Lunghezza delle barre cm 300 e 600
Guarnizioni da ordinare a parte

MAGNA PARS upper «U» profile arranged for coupling with PMP04G, in order to permit glass to glass configurations
Extruded aluminium alloy
Bar lenght: 300-600 cm
Seals to be ordered separately



PMP02G



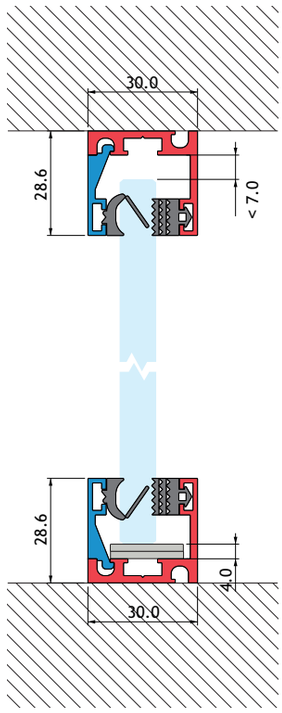

MAGNA PARS profilo inferiore/superiore ad «U» smontabile
Estruso in lega di alluminio
Lunghezza delle barre cm 300 e 600
Guarnizioni da ordinare a parte

MAGNA PARS lower/upper separable «U» profile
Extruded aluminium alloy
Bar lenght: 300-600 cm
Seals to be ordered separately



Catalogo def.indd 8 13/08/20 21:24

PMP03G



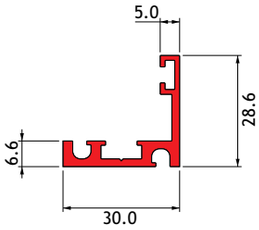

MAGNA PARS profilo inferiore/superiore senza fermavetro
Estruso in lega di alluminio
Lunghezza delle barre cm 300 e 600
Guarnizioni da ordinare a parte

MAGNA PARS lower/upper profile without glazing bead
Extruded aluminium alloy
Bar lenght: 300-600 cm
Seals to be ordered separately



PMP04G



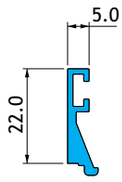

MAGNA PARS profilo fermavetro per PMP01G, PMP03G, PMP05G
Estruso in lega di alluminio
Lunghezza delle barre cm 300 e 600
Guarnizioni da ordinare a parte

MAGNA PARS glazing bead profile for PMP01G, PMP03G, PMP05G
Extruded aluminium alloy
Bar lenght: 300-600 cm
Seals to be ordered separately



PMP05G



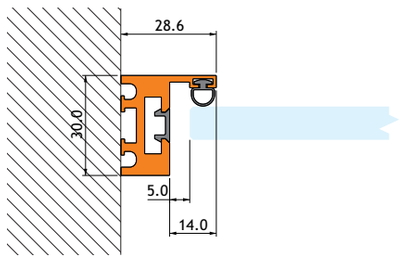

MAGNA PARS profilo stipite con fissaggio a parete o a vetro quando accoppiato a 2 elementi PMP04G
Estruso in lega di alluminio
Lunghezza delle barre cm 300 e 600
Guarnizioni da ordinare a parte

MAGNA PARS jamb profile with wall or glass fixing when paired with 2 bars of PMP04G
Extruded aluminium alloy
Bar lenght: 300-600 cm
Seals to be ordered separately

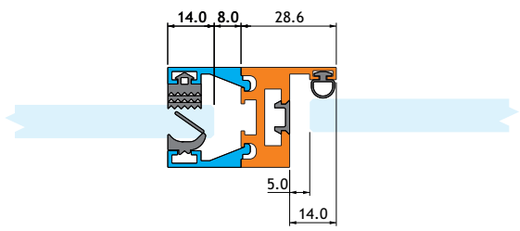



Catalogo def.indd 9 13/08/20 21:24

PMPS01G+PMPS02G

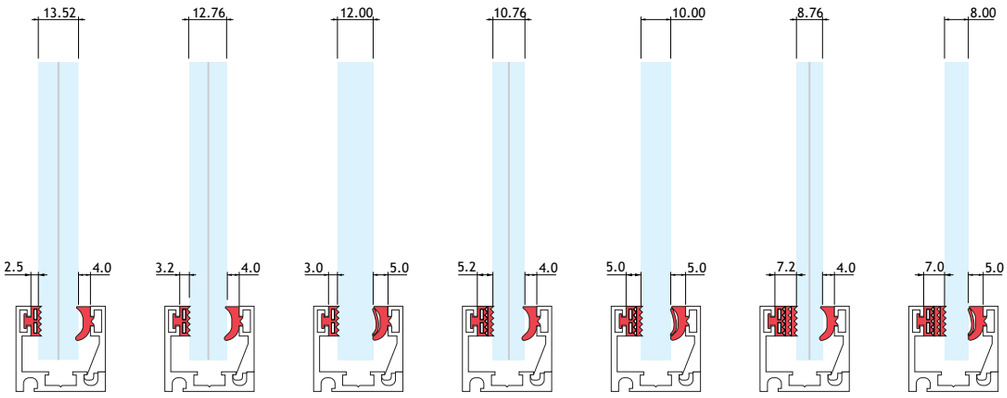

MAGNA PARS set di guarnizioni a filo multi spessore per PMP01G, PMP02G e PMP04G
Realizzate in elastomero TPV
Venduto al metro lineare

MAGNA PARS multi-thickness flush seals set for PMP01G, PMP02G and PMP04G
TPV elastomer manufacturing
Sold by the meter



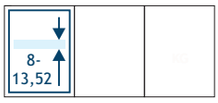

PMPS03G





MAGNA PARS guarnizione a palloncino a infilare per PMP05G
Realizzata in elastomero TPV
Venduta al metro lineare

MAGNA PARS ball seal for PMP05G
TPV elastomer manufacturing
Sold by the meter



PMPS04G





MAGNA PARS guarnizione copricava per PMP05G
Realizzata in copolimero EVA
Venduta al metro lineare

MAGNA PARS slot cover seal for PMP05G
EVA copolymer manufacturing
Sold by the meter



Catalogo def.indd 10 13/08/20 21:24

PMPQ01G

MAGNA PARS connettore di fissaggio angolare per profili
Si utilizza con tutti gli estrusi del sistema
Completo di grani di fissaggio
Realizzato in acciaio galvanizzato

MAGNA PARS angular fixing connector for profiles
It is used with all system extrusions
Grub screws included
Zinc plated steel manufacturing





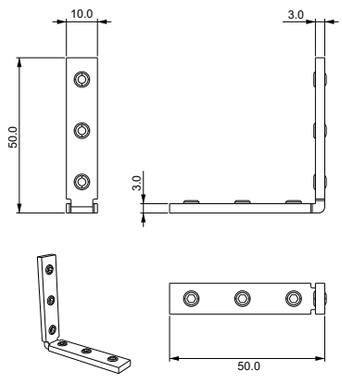

PMPQ02G

MAGNA PARS connettore di fissaggio angolare per profili
Si utilizza con tutti gli estrusi del sistema
Completo di grani di fissaggio
Realizzato in acciaio galvanizzato

MAGNA PARS angular fixing connector for profiles
It is used with all system extrusions
Grub screws included
Zinc plated steel manufacturing

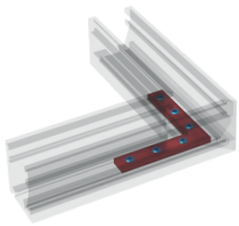



PMPJG

MAGNA PARS giunto trasparente vetro/vetro a filo per partizioni
Predisposto con adesivo tesa® ACX plus su due lati
Sostituisce vantaggiosamente la sigillatura tra vetro e vetro
Realizzata in policarbonato estruso
Lunghezza delle barre cm 300 - 4 spessori disponibili

MAGNA PARS glass dry joints for partitions
Arranged with tesa® ACX plus adhesive on two sides
Advantageously replaces the sealing between the glass
Extruded polycarbonate manufacturing
Bar lenght: 300 cm - 4 different thicknesses available



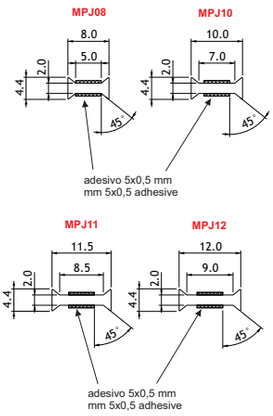

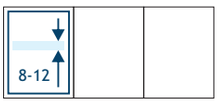

Catalogo def.indd 11 13/08/20 21:24

PGH42KG+PMPS02G

DA GIUGNO 2013/FROM JUNE 2013

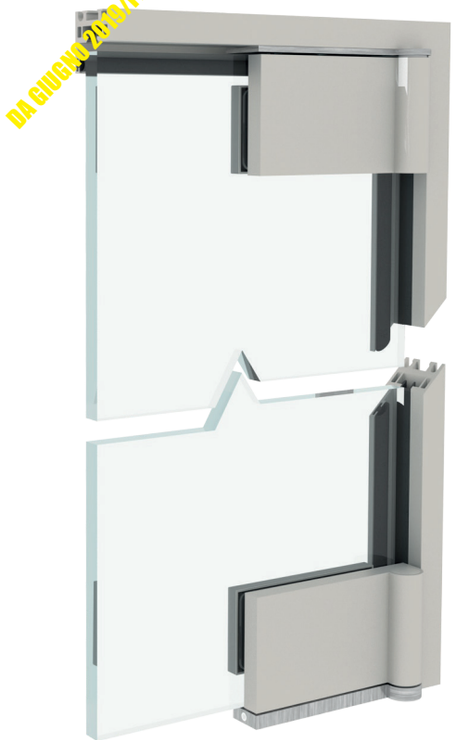

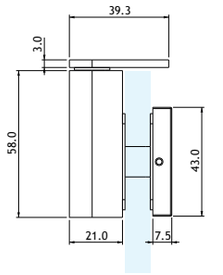

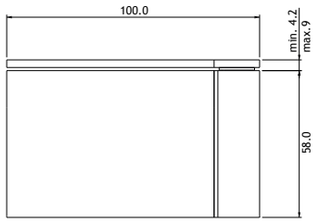

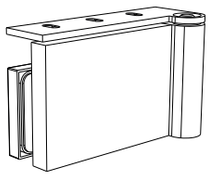

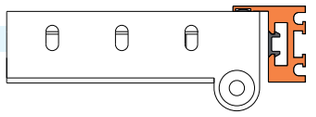

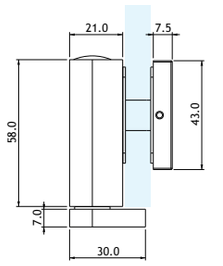

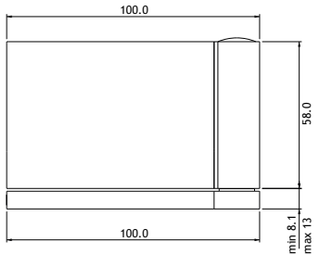

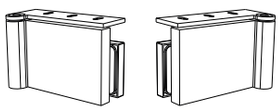

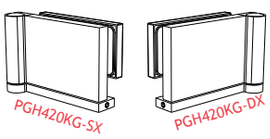

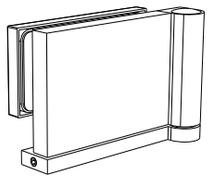

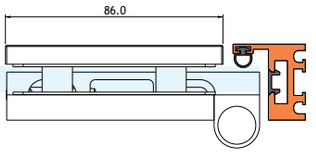

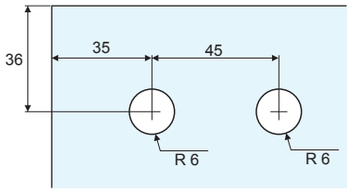

MAGNA PARS set di cerniere libere a pivot in battuta con apertura a tirare
Regolabili orizzontalmente e verticalmente ± 3 mm
Disponibili in versione destra (cod PGH420KG-DX) e sinistra (cod PGH420KG-SX)
Raccomandate per porte a tutta altezza
Per il fissaggio della cerniera superiore al profilo utilizzare il kit PMPHF03G
Realizzato in acciaio inox Aisi 304 e alluminio

MAGNA PARS pull opening pivot free hinges set for glass doors
Horizontally and vertically ± 3 mm adjustable
Right (code PGH420KG-DX) and left (code PGH420KG-SX) models available
Recommended for full height doors
To fix the upper hinge to the profile, use the PMPHF03G set
Aluminium alloy and Aisi 304 stainless steel manufacturing

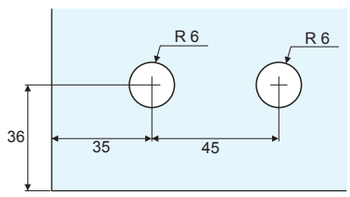



Catalogo def.indd 12 13/08/20 21:24

PGH470G



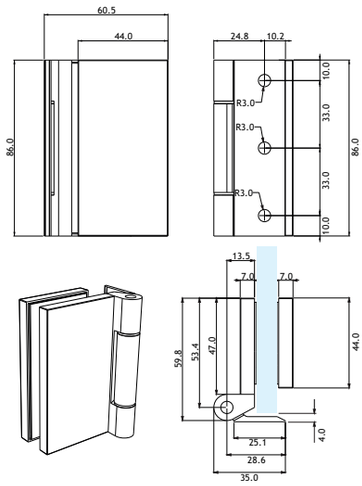

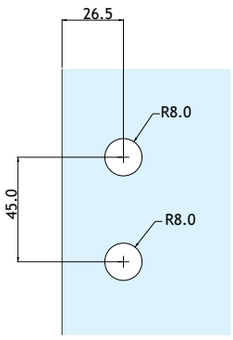

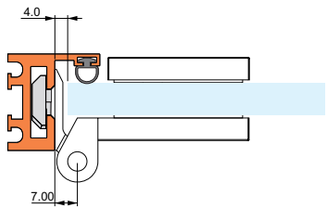

MAGNA PARS cerniera libera laterale in battuta
Versione vetro/muro, apertura a 180°
Per il fissaggio al profilo utilizzare il kit PMPHF03G
Realizzata in lega di alluminio

MAGNA PARS side glass door free hinge
Glass to wall version, opening at 180°
To fix the hinge to the profile, use the PMPHF03G set
Aluminium alloy manufacturing



PMPHF03G



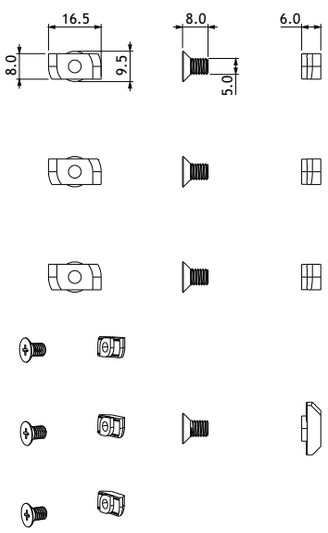

MAGNA PARS set di fissaggio per PGH470G e PGH420KG
Per il montaggio delle cerniere su profilo MP05 senza fori: consente la regolazione precisa della porta, evita cedimenti nel tempo
Realizzato in acciaio galvanizzato

MAGNA PARS hinges fixing set for PGH470G and PGH420KG
To mount the hinges without drilling on MP05 profile: allows exact adjustment of the door, avoid failures over time
Zinc plated steel manufacturing

Catalogo def.indd 13 13/08/20 21:24

PMGL01G

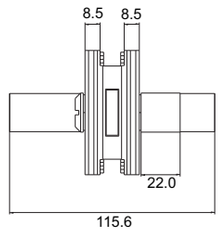

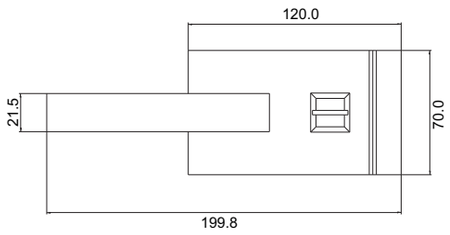

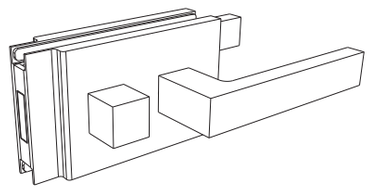

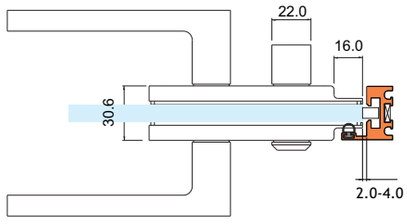

PMGL01CG

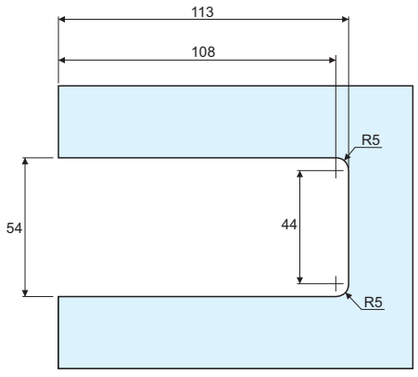



PMGL01PG



PMGL01MG



Serratura orizzontale magnetica in battuta
Fornita completa di maniglie e riscontro per telaio PMP05G
Reversibile destra sinistra
Disponibile in 3 versioni: con cilindro chiave-chiave, con pomolo e funzione privacy, con sola maniglia
I cilindri sono disponibili su richiesta anche con chiave unica e sistema Masterkey in varie configurazioni
Maniglie e copertine realizzate in alluminio lavorato CNC

Horizontal magnetic door lock with stop
Handles and PMP05G frame strike included
Left/right reversible
3 different versions available: key/key cylinder, privacy function with knob and coin turn, handles only
Single key, master key with different configurations available on demand
Covers and handles manufactured in CNC aluminium



Catalogo def.indd 14 13/08/20 21:24

PMGL03G



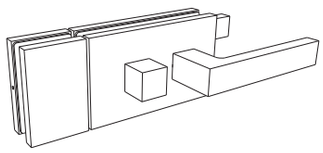

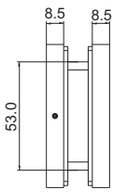

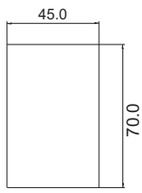



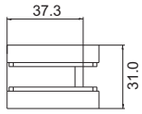

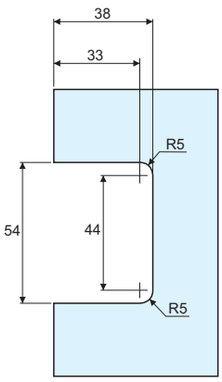

Controcartella a vetro per serrature PMGL01G e PMGL02G
Reversibile destra sinistra
Copertine realizzate in alluminio lavorato CNC

Double doors strike patch for PMGL01G and PMGL02G locks
Left/right reversible
Covers manufactured in CNC aluminium



PLK08EG



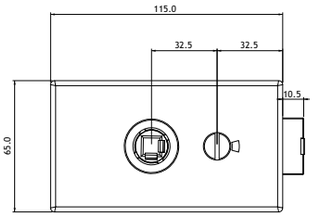

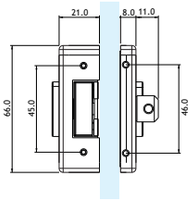

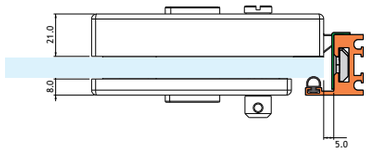

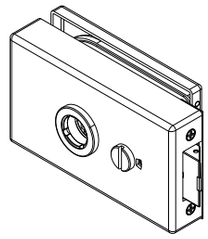

Serratura orizzontale in battuta con scrocco e chiusura libero/occupato testata a norma DIN 18251
Fornita senza maniglia, acquistabile a parte
Reversibile destra sinistra
Copertine realizzate in alluminio

Privacy function horizontal spring latch door lock with stop, tested according to DIN 18251 standard
Handles sold separately
Left/right reversible
Covers manufactured in aluminium



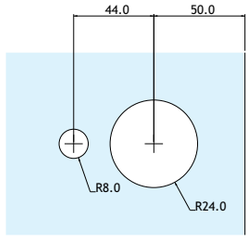

Catalogo def.indd 15 13/08/20 21:24

PLK05MPG



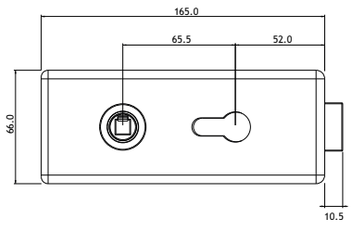

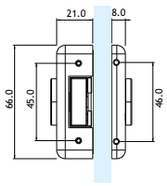

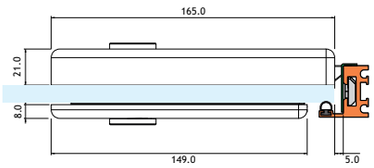

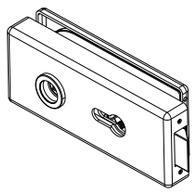

Serratura orizzontale in battuta con scrocco, testata a norma DIN 18251, con regolazione angolare della maniglia
Fornita senza maniglia e cilindro, acquistabili a parte
Reversibile destra sinistra
Copertine realizzate in acciaio inox Aisi 304 o alluminio

Horizontal spring latch door lock with stop, tested according to DIN 18251 standard, with adjustable handles angle
Handles and cylinder sold separately
Left/right reversible
Covers manufactured in Aisi 304 stainless steel or aluminium

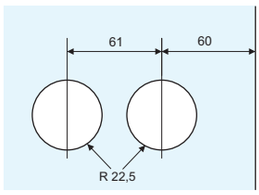

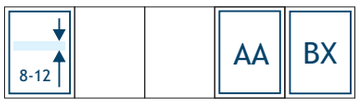

PLK05CG



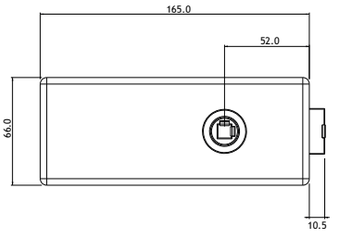

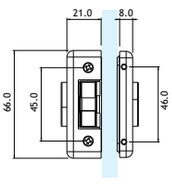

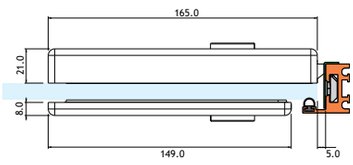

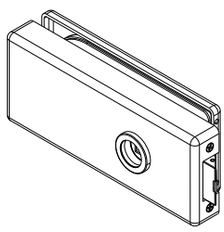

Serratura orizzontale in battuta con scrocco, testato a norma DIN 18251
Fornita senza maniglia, acquistabile a parte
Reversibile destra sinistra
Copertine realizzate in acciaio inox Aisi 304 o alluminio

Horizontal spring latch door lock with stop, tested according to DIN 18251 standard
Handles sold separately
Left/right reversible
Covers manufactured in Aisi 304 stainless steel or aluminium

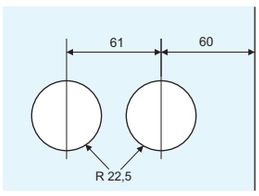



Catalogo def.indd 16 13/08/20 21:24

PLK05SG



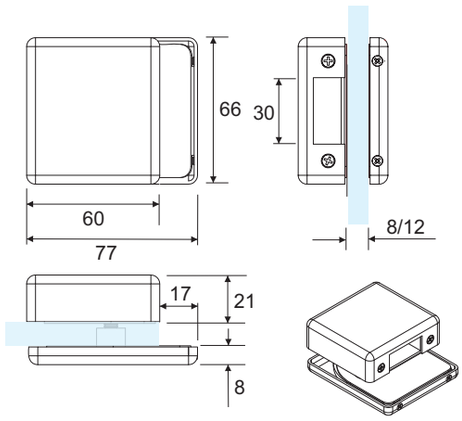

Controcartella a vetro per serrature PLK05MPG, PLK05CG e PLK08EG
Reversibile destra sinistra
Copertine realizzate acciaio inox 304 o alluminio

Double doors strike patch for PLK05MPG, PLK05CG and PLK08EG locks
Left/right reversible
Covers manufactured in Aisi 304 stainless steel or aluminium



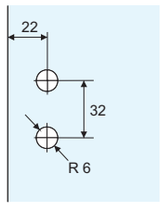

PLKS04G



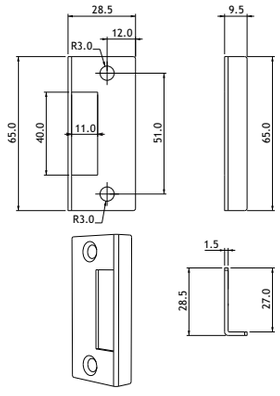

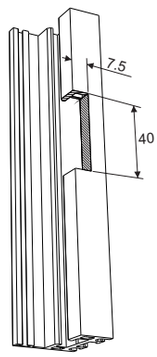

Riscontro per serrature, montaggio su telaio MP05
Completo di set di fissaggio
Adatto a modelli PLK05MPG, PLK05CG, PLK08EG
Realizzato in acciaio inox Aisi 304
RICHIEDE LAVORAZIONE DEL PROFILO COME DA DISEGNO

Mp05 frame strike for doors locks
Fixing kit included
Fits PLK05MPG, PLK05CG and PLK08EG models
Aisi 304 stainless steel manufacturing
REQUIRES PROFILE WORKING AS DESIGN



Catalogo def.indd 17 13/08/20 21:24

PLH201G



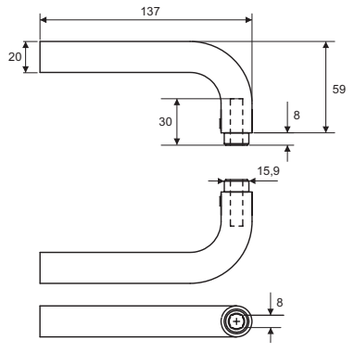

Coppia di maniglie per serrature LK05MP, LK05C, LK08E
Complete di rosette
Realizzate in acciaio inox Aisi 304

Pair of handles for LK05MP, LK05C and LK08E locks
Rosettes included
Aisi 304 stainless steel manufacturing

			SSS

PLH202G



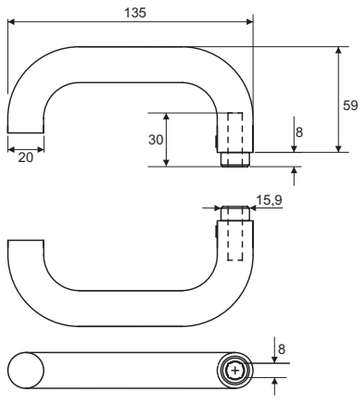

Coppia di maniglie per serrature LK05MP, LK05C, LK08E
Complete di rosette
Realizzate in acciaio inox Aisi 304 o alluminio

Pair of handles for LK05MP, LK05C and LK08E locks
Rosettes included
Aisi 304 stainless steel or aluminium manufacturing

			SSS	AA	BX

Catalogo def.indd 18 13/08/20 21:24

PEC20IG

Cilindro per serratura PLK05MPG
Pomolo interno e chiave esterna
Realizzato in ottone

Cylinder for PLK05MPG lock
Inner knob and outer key
Solid brass manufacturing



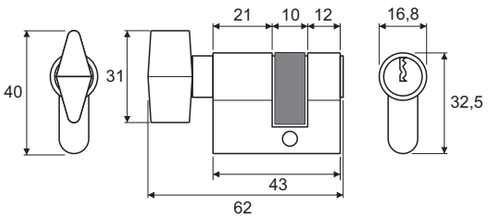

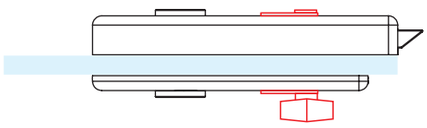

			SN	PC

PEC20IG

Cilindro per serratura PLK05MPG
Pomolo interno e chiave esterna
Realizzato in ottone

Cylinder for PLK05MPG lock
Inner knob and outer key
Solid brass manufacturing



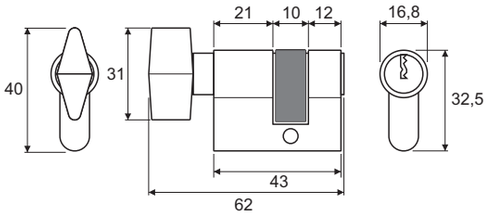

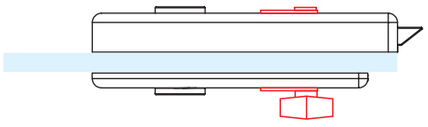

			SN	PC

PEC20IG

Cilindro per serratura PLK05MPG
Pomolo interno e chiave esterna
Realizzato in ottone

Cylinder for PLK05MPG lock
Inner knob and outer key
Solid brass manufacturing



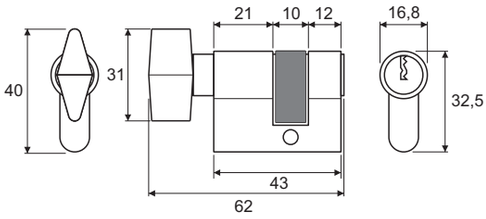



			SN	PC

MAGNA PARS esempi di installazione/installation examples

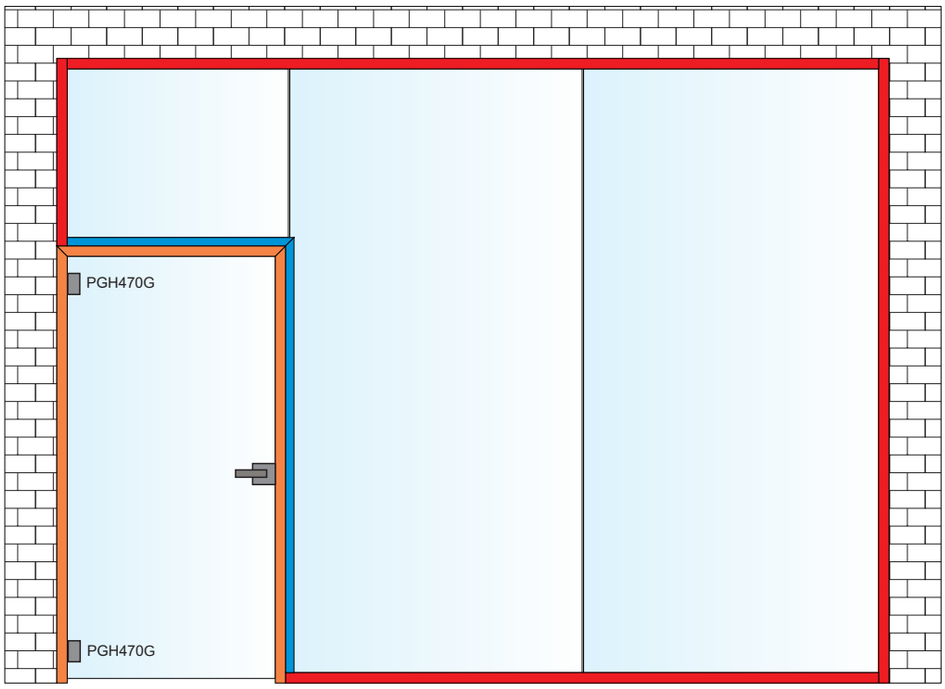



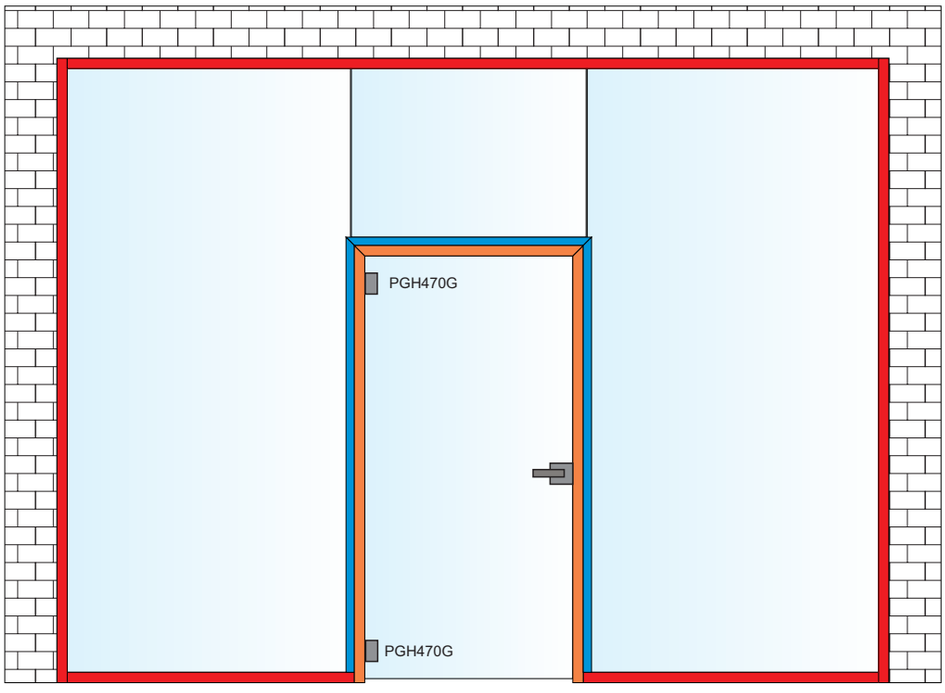

Catalogo def.indd 20 13/08/20 21:24

MAGNA PARS

esempi di installazione/installation examples

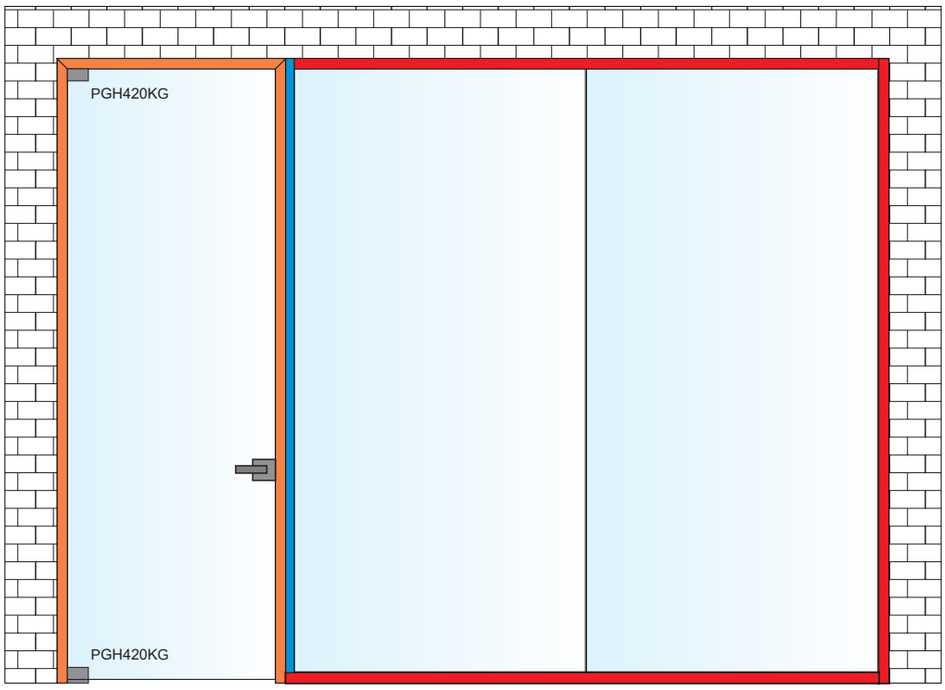

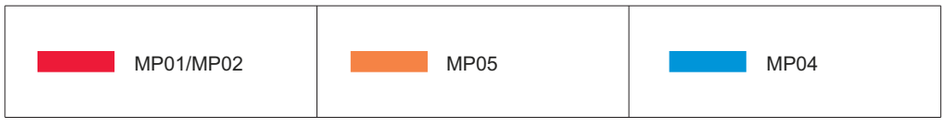

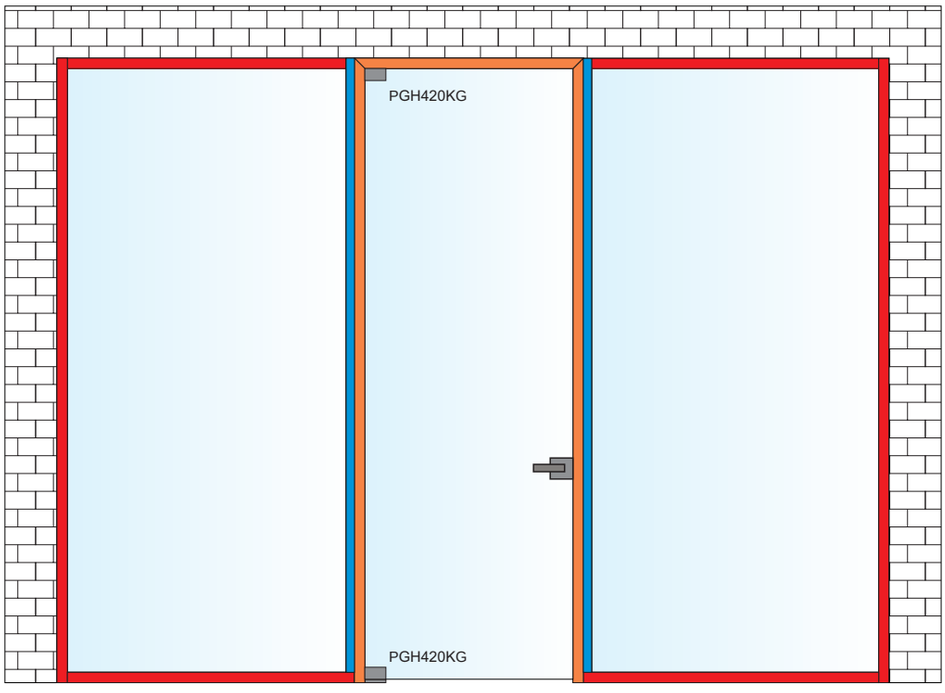

Catalogo def.indd 21 13/08/20 21:24

CERNIERE E COMPONENTI PER BOX DOCCIA

SHOWER ROOMS HINGES AND FITTING

Catalogo def.indd 22 13/08/20 21:24

INDICE
INDEX

PAG 24

Cerniere a scatto
Snap hinges

PAG 42

Cerniere libere
Free hinges

PAG 52

Morsetti
Partition clamps

PAG 62

Barre stabilizzatrici e accessori
Shower room rods and connectors

PAG 78

Sistemi scorrevoli per box doccia
Sliding shower room systems

PAG 128

Pomoli, maniglie e chiusure
Knobs, handles and locks

PAG 142

Guarnizioni e canaline
Plastic seals and U-profiles

PCR01G

BREVETTATA-*PATENDED*



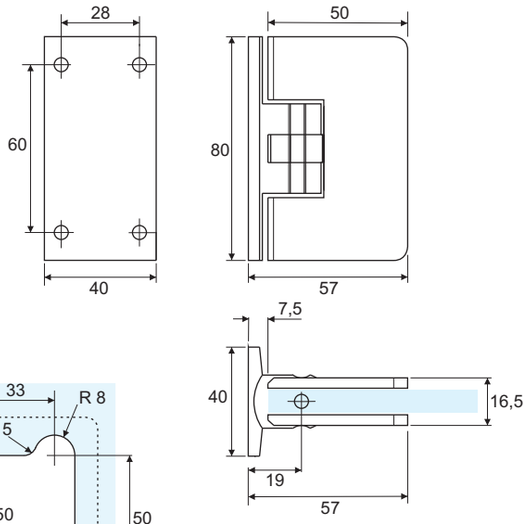

Cerniera a scatto con regolazione angolare serie CR
Versione vetro/muro, piastra centrale
Stop a 0° +90° -90°
Realizzata in fusione di ottone

Angle adjustable snap hinge CR series
Glass to wall version, central base plate
Stop at 0° +90° -90°
Diecast brass manufacturing



PCR02G

BREVETTATA-*PATENDED*



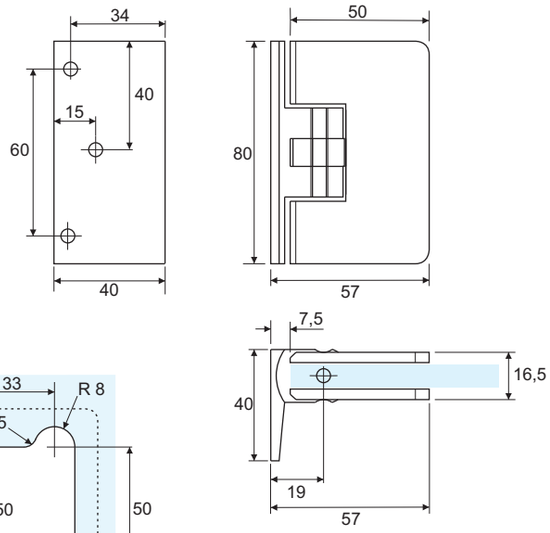

Cerniera a scatto con regolazione angolare serie CR
Versione vetro/muro, piastra laterale
Stop a 0° +90° -90°
Realizzata in fusione di ottone

Angle adjustable snap hinge CR series
Glass to wall version, side base plate
Stop at 0° +90° -90°
Diecast brass manufacturing



Catalogo def.indd 24 13/08/20 21.24

PCR02NG

BREVETTATA-*PATENDED*

La cerniera CR02, nostra best-seller di sempre tutelata da brevetto Europeo, è stata ridisegnata e migliorata: grazie alla base di fissaggio super sottile è ora possibile, utilizzando la lavorazione del vetro profonda e vetro da 6 o 8 mm, limitare a 4 mm l'aria compresa tra anta e parete
Ciò consente, abbinando la speciale guarnizione adesiva a palloncino AS2R, una perfetta sigillatura della porta doccia ed una resa estetica ineccepibile, superando in un balzo la principale limitazione delle cerniere a scatto
Il sistema di regolazione è stato inoltre aggiornato in tutta la gamma CR e consente ora una regolazione più precisa e ripetibile
Su richiesta è oggi anche disponibile su tutta la serie CR la nuova finitura galvanica nero opaco

The top seller Europe patented CR02 hinge has been redesigned and improoved: thanks to the extra-thin base-plate is now possible, using deep glass cut-out and 6 or 8 mm glass, to limit the gap between the door and the wall to 4 mm
This allows, combinig the special self-adhesive AS2R baloon gasket, a perfect door sealing and by far the best possible look, overtaking the main clicking hinges limit
The adjustement system has been improoved in order to permit a more exact and repeatable door setting
The new matt black electroplated finish is now available on demand for the whole CR hinges series







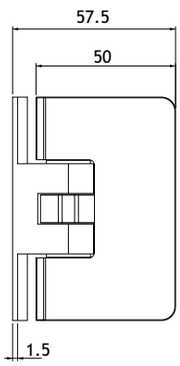

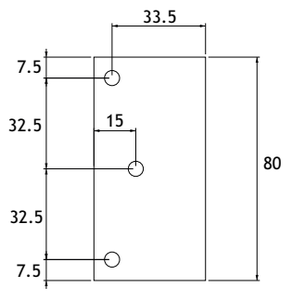

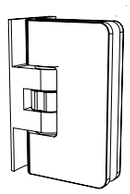

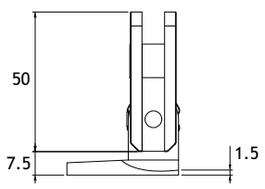

Cerniera a scatto con regolazione angolare serie CR
Versione vetro/muro, piastra laterale ultrasottile
Stop a 0° +90° -90°
Realizzata in fusione di ottone

Angle adjustable snap hinge CR series
Glass to wall version, extra-thin side base plate
Stop at 0° +90° -90°
Diecast brass manufacturing



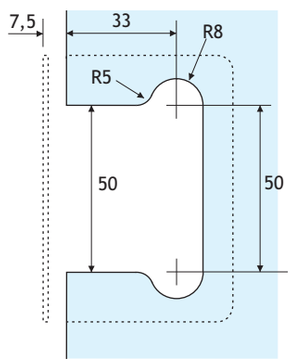

Lavorazione standard/standard cut-out

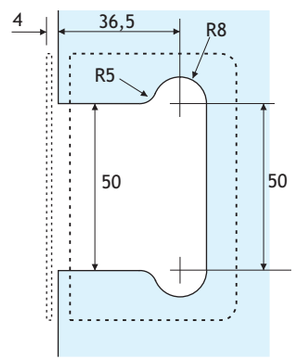

Lavorazione profonda/deep cut-out
solo vetro 6/8 mm-6/8 mm glass only

Catalogo def.indd 25 13/08/20 21.24

PCR03G

BREVETTATA-*PATENDED*



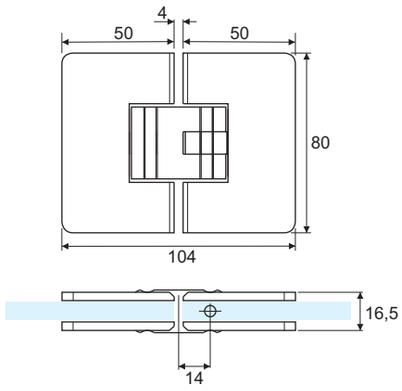

Cerniera a scatto con regolazione angolare serie CR
Versione vetro/vetro 180°
Stop a 0° +90° -90°
Realizzata in fusione di ottone

Angle adjustable snap hinge CR series
180° glass to glass version
Stop at 0° +90° -90°
Diecast brass manufacturing

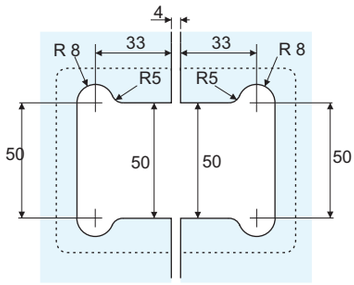

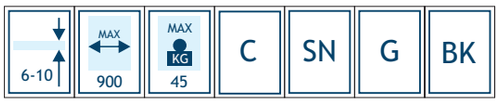

PCR04G

BREVETTATA-*PATENDED*



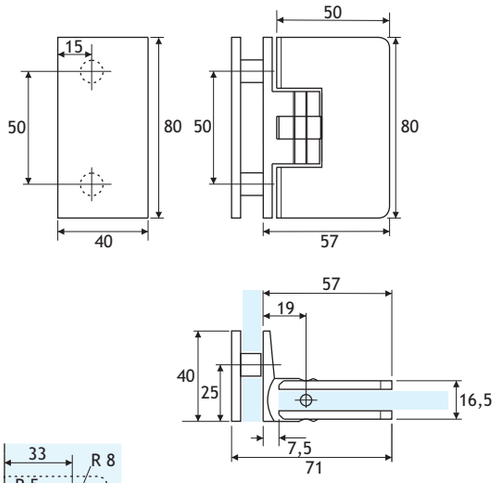

Cerniera a scatto con regolazione angolare serie CR
Versione vetro/vetro 90°
Stop a 0° +90° -90°
Realizzata in fusione di ottone

Angle adjustable snap hinge CR series
90° glass to glass version
Stop at 0° +90° -90°
Diecast brass manufacturing

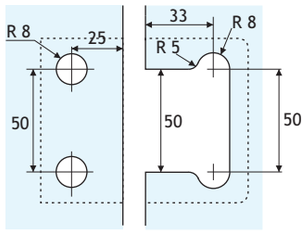



Catalogo def.indd 26 13/08/20 21.24

PQR01G

BREVETTATA-*PATENDED*



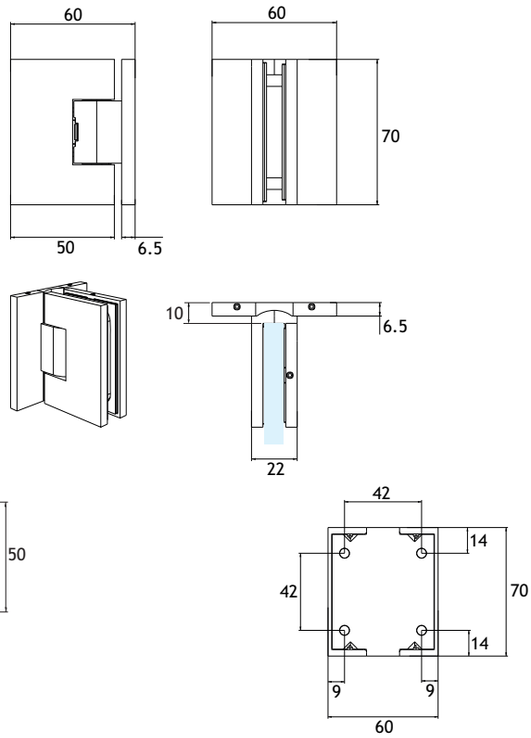

Cerniera a scatto con regolazione angolare serie Q70
Versione vetro/muro, piastra centrale
Stop a 0° +90° -90°
Senza viti in vista
Realizzata in fusione di ottone

Angle adjustable snap hinge Q70 series
Glass to wall version, central base plate
Stop at 0° +90° -90°
No screw heads at sight
Diecast brass manufacturing



PQR02G

BREVETTATA-*PATENDED*



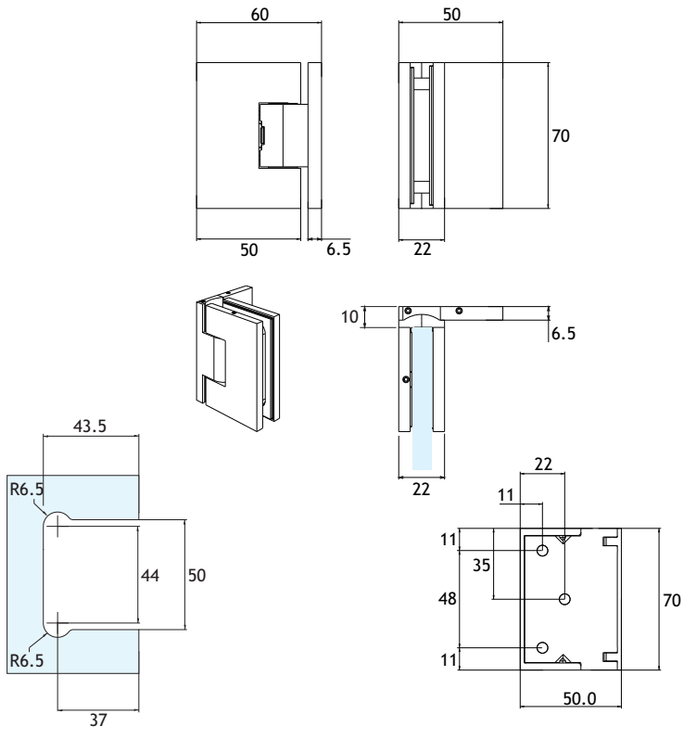

Cerniera a scatto con regolazione angolare serie Q70
Versione vetro/muro, piastra laterale
Stop a 0° +90° -90°
Senza viti in vista
Realizzata in fusione di ottone

Angle adjustable snap hinge Q70 series
Glass to wall version, side base plate
Stop at 0° +90° -90°
No screw heads at sight
Diecast brass manufacturing



Catalogo def.indd 27 13/08/20 21.24

PCQR03G

BREVETTATA-*PATENDED*



Cerniera a scatto con regolazione angolare serie Q70
Versione vetro/vetro 180°
Stop a 0° +90° -90°
Senza viti in vista
Realizzata in fusione di ottone

Angle adjustable snap hinge Q70 series
180° glass to glass version
Stop at 0° +90° -90°
No screw heads at sight
Diecast brass manufacturing



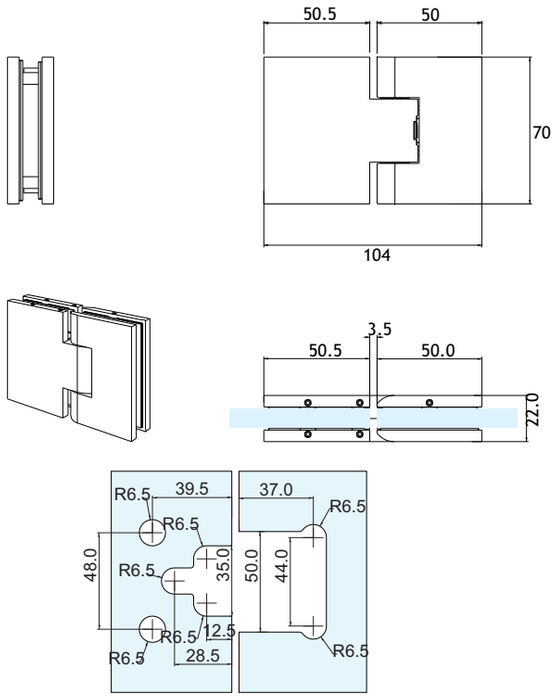

PCQR04G

BREVETTATA-*PATENDED*



Cerniera a scatto con regolazione angolare serie Q70
Versione vetro/vetro 90°
Stop a 0° +90° -90°
Senza viti in vista
Realizzata in fusione di ottone

Angle adjustable snap hinge Q70 series
90° glass to glass version
Stop at 0° +90° -90°
No screw heads at sight
Diecast brass manufacturing



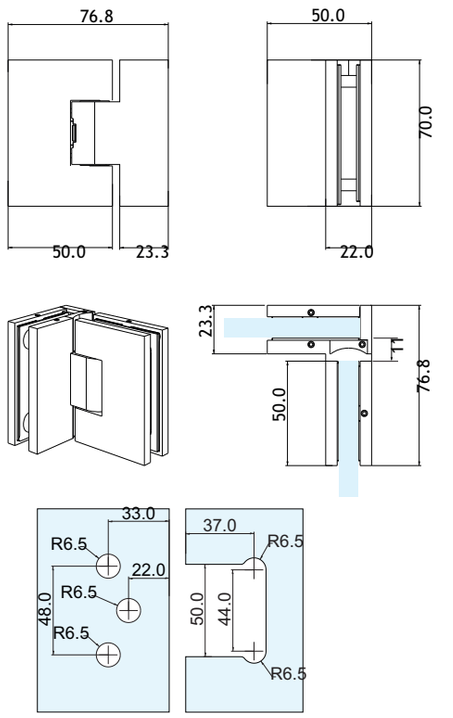

Catalogo def.indd 28 13/08/20 21.24

PSH01G



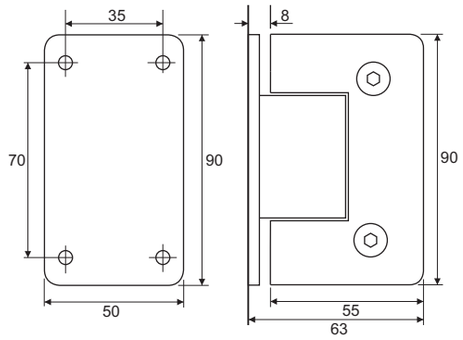

Cerniera a scatto serie SH1
Versione vetro/muro, piastra centrale
Stop a 0° +90° -90°
Chiusura automatica da 25°
Realizzata in fusione di ottone o di acciaio inox Aisi 304

Snap hinge SH1 series
Glass to wall version, central base plate
Stop at 0° +90° -90°
Automatic closing from 25°
Diecast brass or Aisi 304 stainless steel manufacturing

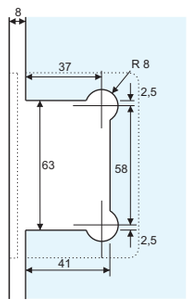

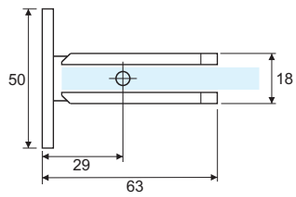

6-10	MAX 800	MAX KG 45	C	SN	PC	SSS	PSS

PSH02G



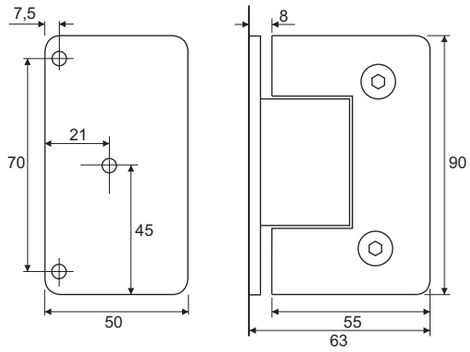

Cerniera a scatto serie SH1
Versione vetro/muro, piastra laterale
Stop a 0° +90° -90°
Chiusura automatica da 25°
Realizzata in fusione di ottone o di acciaio inox Aisi 304

Snap hinge SH1 series
Glass to wall version, side base plate
Stop at 0° +90° -90°
Automatic closing from 25°
Diecast brass or Aisi 304 stainless steel manufacturing

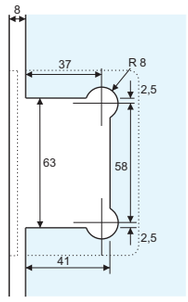

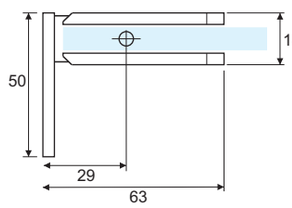

6-10	MAX 800	MAX KG 45	C	SN	PC	SSS	PSS

Catalogo def.indd 29 13/08/20 21.24

PSH03G



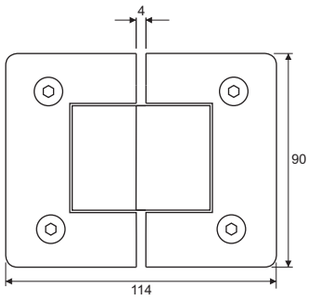

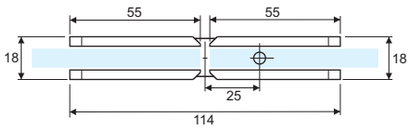

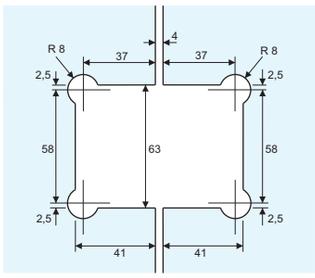

Cerniera a scatto serie SH1
Versione vetro/vetro 180°
Stop a 0° +90° -90°
Chiusura automatica da 25°
Realizzata in fusione di ottone o di acciaio inox Aisi 304

Snap hinge SH1 series
180° glass to glass version
Stop at 0° +90° -90°
Automatic closing from 25°
Diecast brass or Aisi 304 stainless steel manufacturing



PSH04G



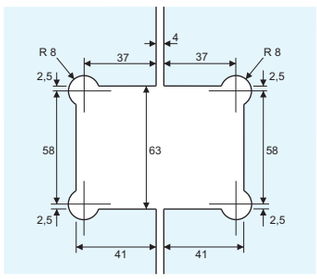

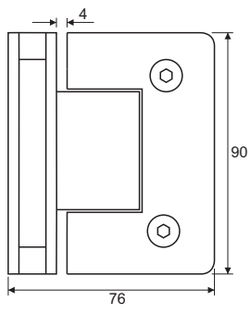

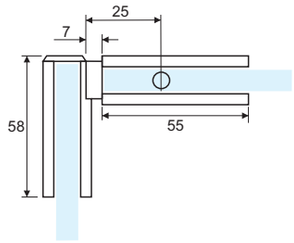

Cerniera a scatto serie SH1
Versione vetro/vetro 90°
Stop a 0° +90° -90°
Chiusura automatica da 25°
Realizzata in fusione di ottone o di acciaio inox Aisi 304

Snap hinge SH1 series
90° glass to glass version
Stop at 0° +90° -90°
Automatic closing from 25°
Diecast brass or Aisi 304 stainless steel manufacturing

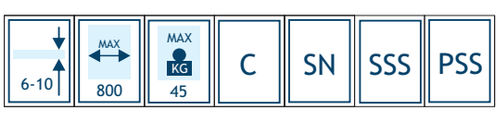

Catalogo def.indd 30 13/08/20 21:24

PSH05G



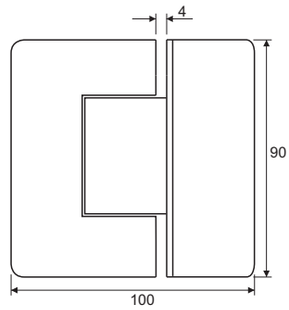

Cerniera a scatto serie SH1
Versione vetro/vetro 135°
Stop a 0° +90° -90°
Chiusura automatica da 25°
Realizzata in fusione di ottone

Snap hinge SH1 series
135° glass to glass version
Stop at 0° +90° -90°
Automatic closing from 25°
Diecast brass manufacturing

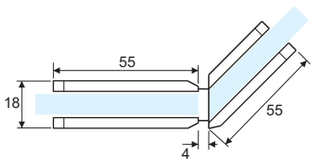

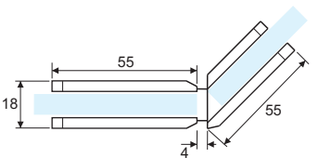

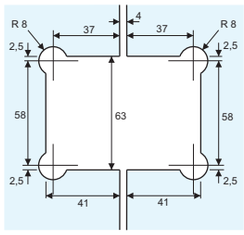

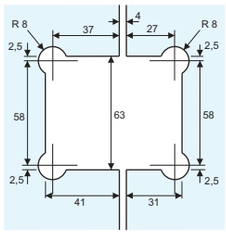



PGH07G



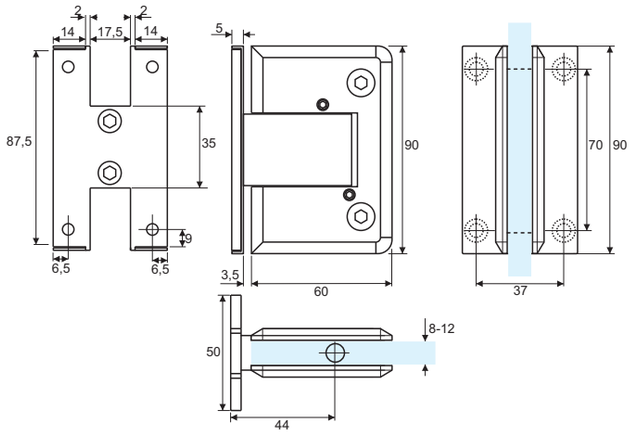

Cerniera automatica con regolazione angolare senza viti di fissaggio in vista
Versione vetro/muro, piastra centrale
Apertura a +90° e -90°
Chiusura automatica da 70°
Utilizzabile solo per porte interne e cabine doccia
Realizzata in fusione di acciaio inox Aisi 304

Angle adjustable automatic hinge without fixing screws at sight
Glass to wall version, central base plate
Opening at +90° and -90°
Automatic closing from 70°
For indoor use and shower rooms only
Diecast Aisi 304 stainless steel manufacturing

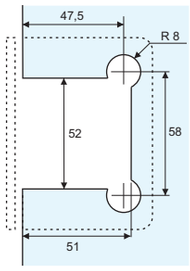



Catalogo def.indd 31 13/08/20 21.24

Cerniere e componenti per box doccia
Shower rooms hinges and fitting

PGH08G



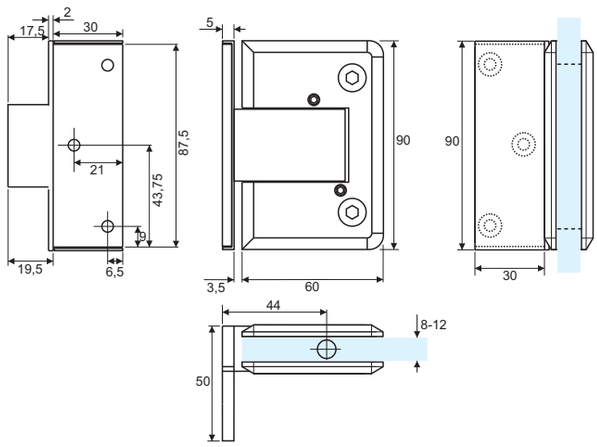

Cerniera automatica con regolazione angolare senza viti di fissaggio in vista
Versione vetro/muro, piastra laterale
Apertura a +90° e -90°
Chiusura automatica da 70°
Utilizzabile solo per porte interne e cabine doccia
Realizzata in fusione di acciaio inox Aisi 304

Angle adjustable automatic hinge without fixing screws at sight
Glass to wall version, side plate
Opening at +90° and -90°
Automatic closing from 70°
For indoor use and shower rooms only
Diecast Aisi 304 stainless steel manufacturing

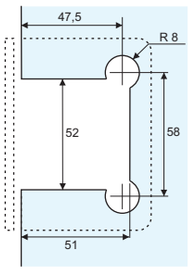



PGH09G



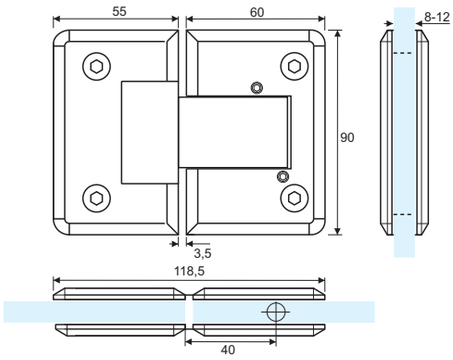

Cerniera automatica con regolazione angolare
Versione vetro/vetro 180°
Stop a 0° +90° -90°
Chiusura automatica da 70°
Utilizzabile solo per porte interne e cabine doccia
Realizzata in fusione di acciaio inox Aisi 304

Angle adjustable automatic hinge
180° glass to glass version
Stop at 0° +90° -90°
Automatic closing from 70°
For indoor use and shower rooms only
Diecast Aisi 304 stainless steel manufacturing

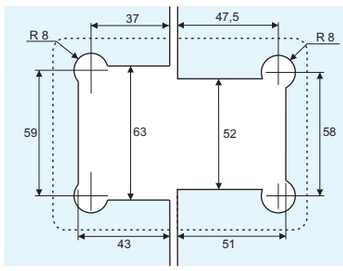



Catalogo def.indd 32 13/08/20 21.24

PSH31G



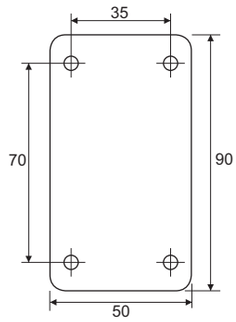

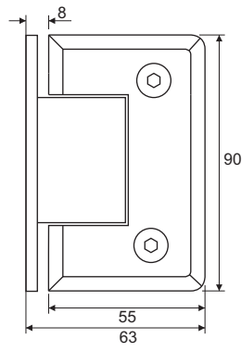

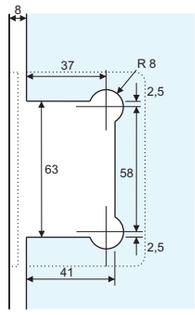

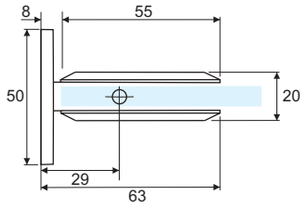

Cerniera a scatto serie SH30
Versione vetro/muro, piastra centrale
Stop a 0° +90° -90°
Chiusura automatica da 25°
Realizzata in fusione di lega di zinco

Snap hinge SH30 series
Glass to wall version, central base plate
Stop at 0° +90° -90°
Automatic closing from 25°
Diecast zinc alloy manufacturing



PSH32G



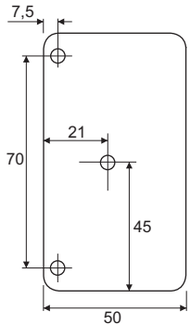

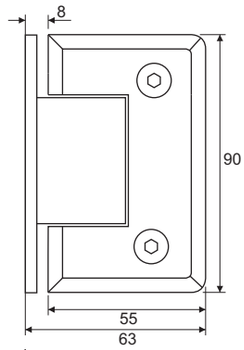

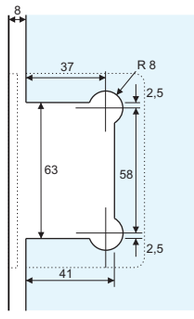

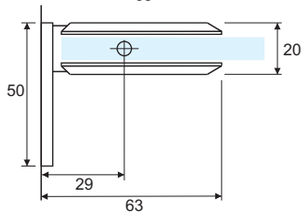

Cerniera a scatto serie SH30
Versione vetro/muro, piastra laterale
Stop a 0° +90° -90°
Chiusura automatica da 25°
Realizzata in fusione di lega di zinco

Snap hinge SH30 series
Glass to wall version, side base plate
Stop at 0° +90° -90°
Automatic closing from 25°
Diecast zinc alloy manufacturing



Catalogo def.indd 33 13/08/20 21:24

PSH33G



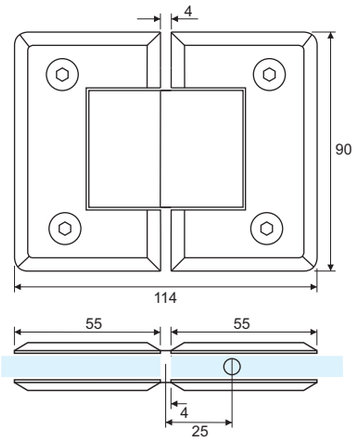

Cerniera a scatto serie SH30
Versione vetro/vetro 180°
Stop a 0° +90° -90°
Chiusura automatica da 25°
Realizzata in fusione di lega di zinco

Snap hinge SH30 series
180° glass to glass version
Stop at 0° +90° -90°
Automatic closing from 25°
Diecast zinc alloy manufacturing



PSH34G



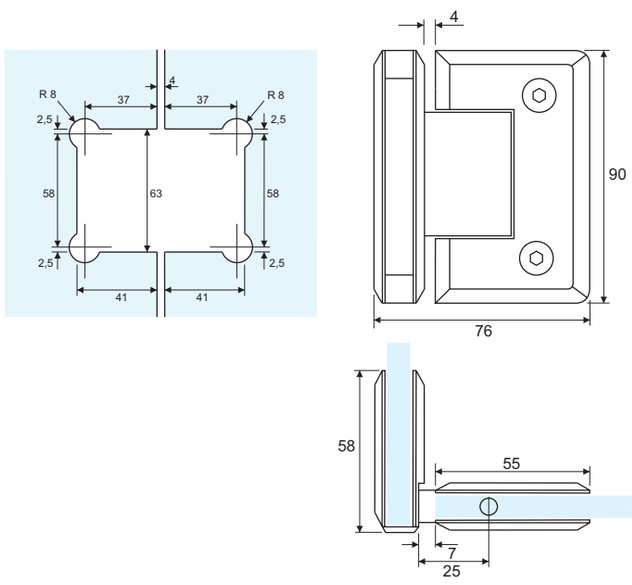

Cerniera a scatto serie SH30
Versione vetro/vetro 90°
Stop a 0° +90° -90°
Chiusura automatica da 25°
Realizzata in fusione di lega di zinco

Snap hinge SH30 series
90° glass to glass version
Stop at 0° +90° -90°
Automatic closing from 25°
Diecast zinc alloy manufacturing



Catalogo def.indd 34 13/08/20 21:24

PSH41G



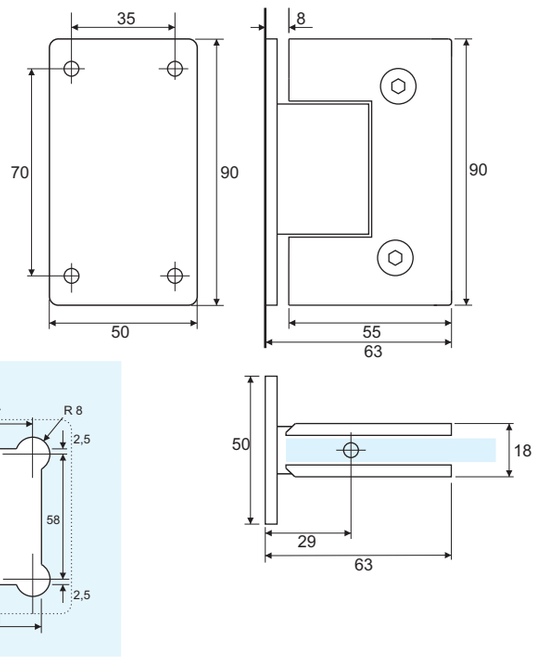

Cerniera a scatto serie SH40
Versione vetro/muro, piastra centrale
Stop a 0° +90° -90°
Chiusura automatica da 25°
Realizzata in fusione di lega di zinco

Snap hinge SH40 series
Glass to wall version, central base plate
Stop at 0° +90° -90°
Automatic closing from 25°
Diecast zinc alloy manufacturing



PSH42G



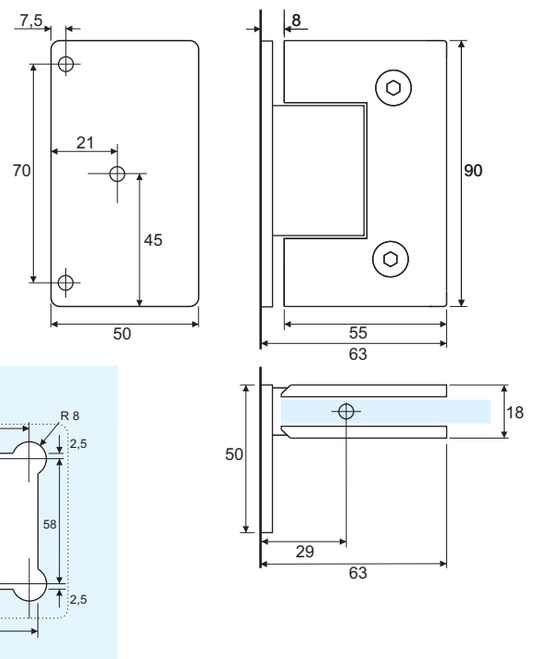

Cerniera a scatto serie SH40
Versione vetro/muro, piastra laterale
Stop a 0° +90° -90°
Chiusura automatica da 25°
Realizzata in fusione di lega di zinco

Snap hinge SH40 series
Glass to wall version, side base plate
Stop at 0° +90° -90°
Automatic closing from 25°
Diecast zinc alloy manufacturing



Catalogo def.indd 35 13/08/20 21:24

PSH43G



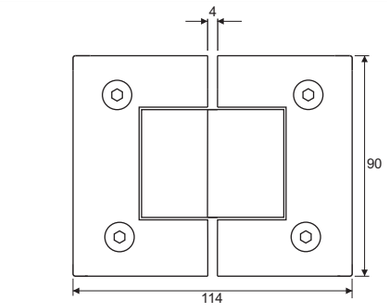

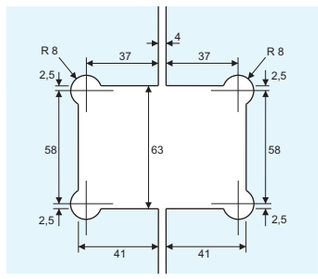

Cerniera a scatto serie SH40
Versione vetro/vetro 180°
Stop a 0° +90° -90°
Chiusura automatica da 25°
Realizzata in fusione di lega di zinco

Snap hinge SH40 series
180° glass to glass version
Stop at 0° +90° -90°
Automatic closing from 25°
Diecast zinc alloy manufacturing



PSH44G



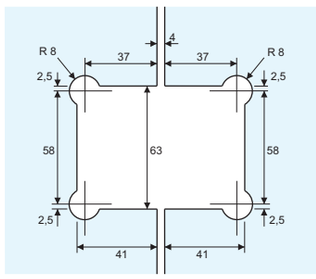

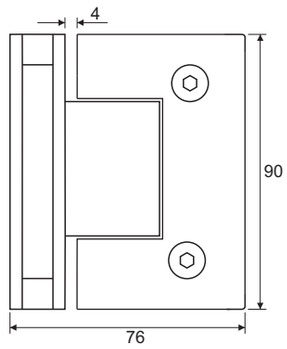

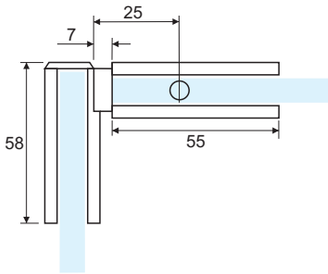

Cerniera a scatto serie SH40
Versione vetro/vetro 90°
Stop a 0° +90° -90°
Chiusura automatica da 25°
Realizzata in fusione di lega di zinco

Snap hinge SH40 series
90° glass to glass version
Stop at 0° +90° -90°
Automatic closing from 25°
Diecast zinc alloy manufacturing



Catalogo def.indd 36 13/08/20 21.24

PSH16G



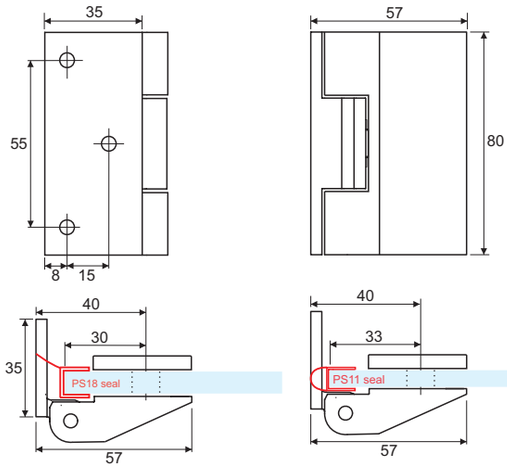

Cerniera a scatto, apertura a tirare
Versione vetro/muro
Stop a 0° e +90°
Consente l'uso di guarnizione in PVC continua
Realizzata in fusione di lega AC41A ad alta resistenza

Pull opening snap hinge
Glass to wall version
Stop at 0° e +90°
Fits continuous PVC seals
Diecast high resistance AC41A alloy manufacturing



PSH17G



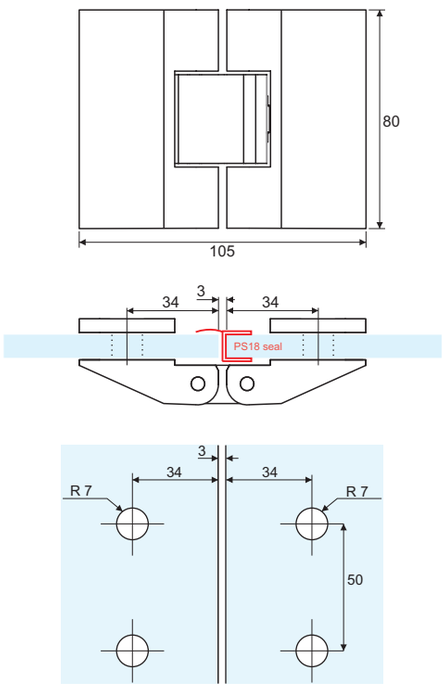

Cerniera a scatto, apertura a tirare
Versione vetro/vetro 180°
Stop a 0° e +90°
Consente l'uso di guarnizione in PVC continua
Realizzata in fusione di lega AC41A ad alta resistenza

Pull opening snap hinge
180° glass to wall version
Stop at 0° e +90°
Fits continuous PVC seals
Diecast high resistance AC41A alloy manufacturing



Catalogo def.indd 37 13/08/20 21.24

PSH18G



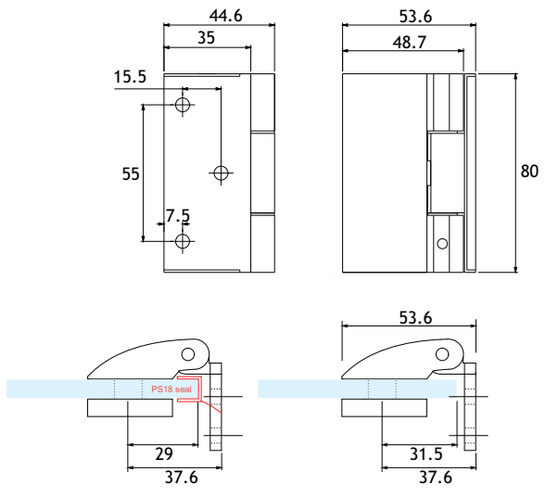

Cerniera a scatto, apertura a tirare
Versione vetro/muro, stop a 0° e +90°
Consente l'uso di guarnizione in PVC continua
Senza viti in vista
Realizzata in fusione di acciaio inox Aisi 304

Pull opening snap hinge
Glass to wall version, stop at 0° e +90°
Fits continuous PVC seals
Without screw heads at sight
Diecast Aisi 304 stainless steel manufacturing



PSH19G



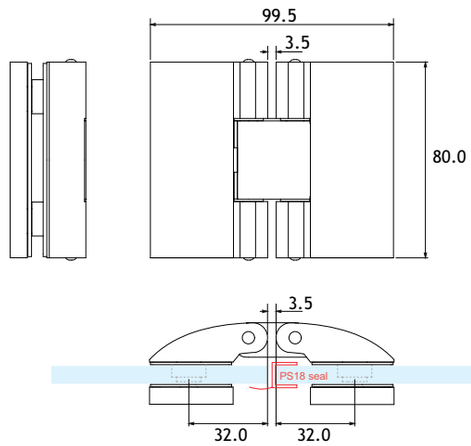

Cerniera a scatto, apertura a tirare
Versione vetro/vetro 180°, stop a 0° e +90°
Consente l'uso di guarnizione in PVC continua
Senza viti in vista
Realizzata in fusione di acciaio inox Aisi 304

Pull opening snap hinge
180° glass to wall version, stop at 0° e +90°
Fits continuous PVC seals
No screws at sight
Realizzata in fusione di acciaio inox Aisi 304



Catalogo def.indd 38 13/08/20 21:24

PGH01G

BREVETTATA-*PATENDED*



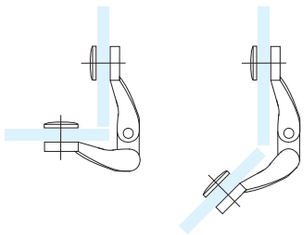

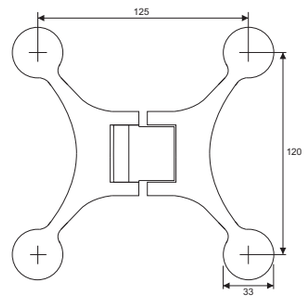

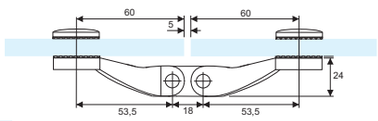

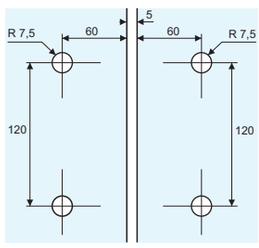

Cerniera spider a scatto apertura a tirare multiregolabile
brevettata serie GH600
Versione vetro/vetro per ante a 180°, 135° e 90°
Chiusura precisa a 0° e regolabile ± 15°
Scatto regolabile in funzione del peso della porta
Realizzata in fusione di acciaio inox Aisi 304

Patented adjustable pull opening snap spider hinge GH600
series
Glass to glass version for glass doors at 180°, 135°, 90°
0° precisely closing ± 15° adjustable,
Adjustable snap according to door weight
Diecast Aisi 304 stainless steel manufacturing



PGH602G

BREVETTATA-*PATENDED*



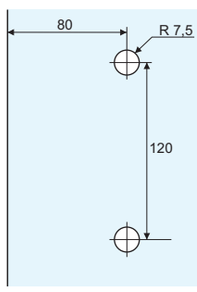

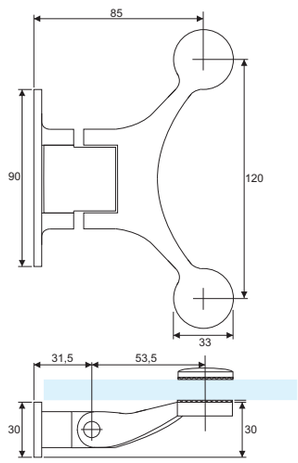

Cerniera spider a scatto apertura a tirare multiregolabile
brevettata serie GH600
Versione vetro/muro
Chiusura precisa a 0° e regolabile ± 15°
Scatto regolabile in funzione del peso della porta
Realizzata in fusione di acciaio inox Aisi 304

Patented adjustable pull opening snap spider hinge GH600
series
Glass to wall version
0° precisely closing ± 15° adjustable,
Adjustable snap according to door weight
Diecast Aisi 304 stainless steel manufacturing



Catalogo def.indd 39 13/08/20 21.24

PH01G



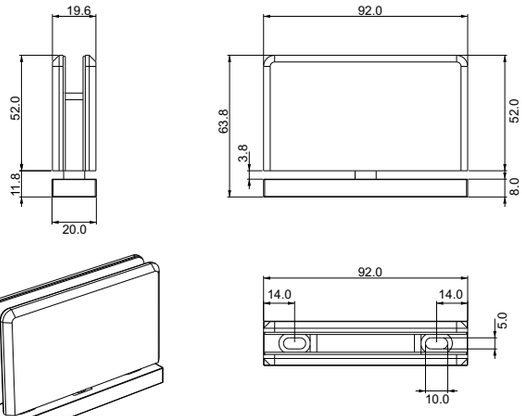

Cerniera pivot a scatto
Versione per montaggio alto e basso
Rotazione a 360° stop a 0° +90° -90° 180°
Realizzata in fusione di ottone

Pivot snap hinge
Top or bottom mounting version
360° rotation, stop at 0° +90° -90° 180°
Diecast brass manufacturing



PH02G



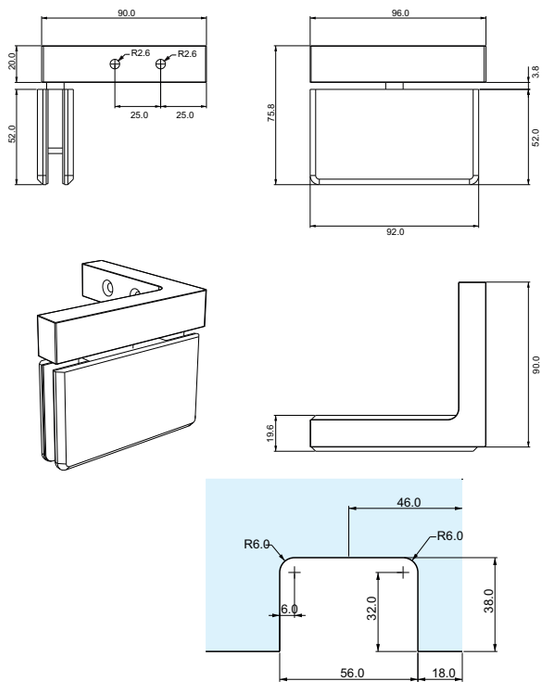

Cerniera pivot a scatto.
Versione per montaggio alto a parete
Rotazione a 360° stop a 0° +90° -90° 180°
Realizzata in fusione di ottone

Pivot snap hinge
Top wall mounting version
360° rotation, stop at 0° +90° -90° 180°
Diecast brass manufacturing



Catalogo def.indd 40 13/08/20 21.24

PSH08G



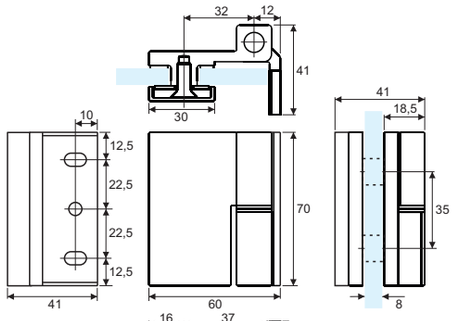

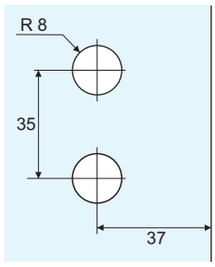



PSH08G-SX PSH08G-DX

Cerniera sfilabile con alzata in apertura senza viti a vista
Versione vetro/muro
Utilizzabile per apertura a tirare o a spingere
Consente l'uso di guarnizione in PVC continua
Disponibile in versione destra (cod. PSH08G-DX) e sinistra (cod. PSH08G-SX)
Realizzata in fusione di lega AC41A ad alta resistenza

Slip off hinge with door lifting action and no screws at sight
Glass to wall version
Pull or push opening allowed
Fits continuous PVC seals
Right (code PSH08G-DX) and left (code PSH08G-SX) models available
Diecast high resistance AC41A alloy manufacturing



PSH09G



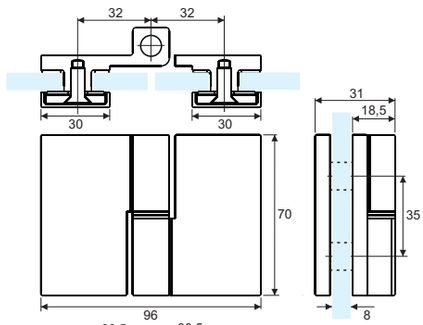

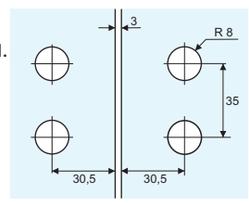



PSH09G-SX PSH09G-DX

Cerniera sfilabile con alzata in apertura senza viti a vista
Versione vetro/vetro 180°
Utilizzabile per apertura a tirare o a spingere
Consente l'uso di guarnizione in PVC continua
Disponibile in versione destra (cod. PSH09G-DX) e sinistra (cod. PSH09G-SX)
Realizzata in fusione di lega AC41A ad alta resistenza

Slip off hinge with door lifting action and no screws at sight
180° glass to glass version
Pull or push opening allowed
Fits continuous PVC seals
Right (code PSH09G-DX) and left (code PSH09G-SX) models available
Diecast high resistance AC41A alloy manufacturing



Catalogo def.indd 41 13/08/20 21:24

PSH08SSG



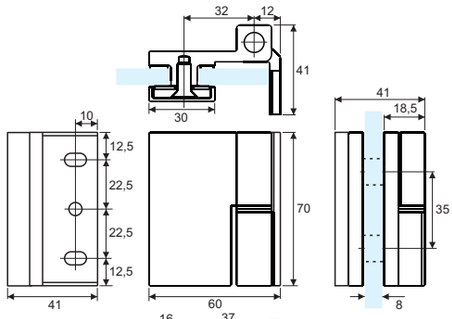

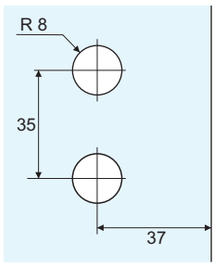

Cerniera sfilabile con alzata in apertura senza viti a vista
Versione vetro/muro
Utilizzabile per apertura a tirare o a spingere
Consente l'uso di guarnizione in PVC continua
Disponibile in versione destra (cod. PSH08SSG-DX) e sinistra (cod. PSH08SSG-SX)
Realizzata in fusione di acciaio inox Aisi 304

Slip off hinge with door lifting action and no screws at sight
Glass to wall version
Pull or push opening allowed
Fits continuous PVC seals
Right (code PSH08SSG-DX) and left (code PSH08SSG-SX) models available
Diecast Aisi 304 stainless steel manufacturing



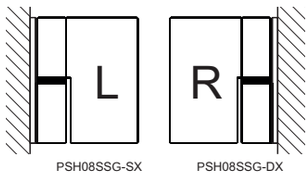

PSH08SSG-SX PSH08SSG-DX

PSH09SSG





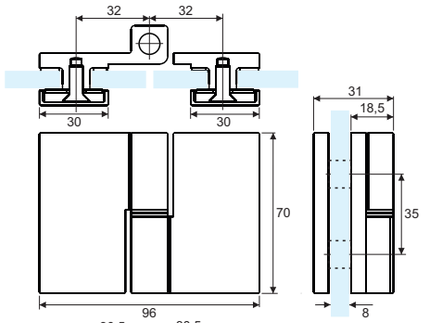

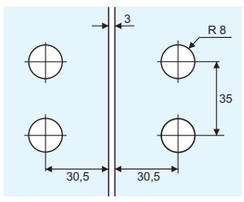

Cerniera sfilabile con alzata in apertura senza viti a vista
Versione vetro/vetro 180°
Utilizzabile per apertura a tirare o a spingere
Consente l'uso di guarnizione in PVC continua
Disponibile in versione destra (cod. PSH09SSG-DX) e sinistra (cod. PSH09SSG-SX)
Realizzata in fusione di acciaio inox Aisi 304

Slip off hinge with door lifting action and no screws at sight
180° glass to glass version
Pull or push opening allowed
Fits continuous PVC seals
Right (code PSH09SSG-DX) and left (code PSH09SSG-SX) models available
Diecast Aisi 304 stainless steel manufacturing



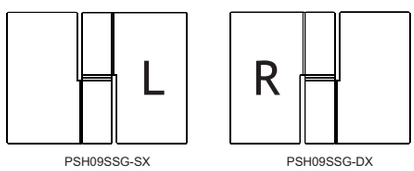

PSH09SSG-SX PSH09SSG-DX

Catalogo def.indd 42 13/08/20 21:24

PSH08FSG





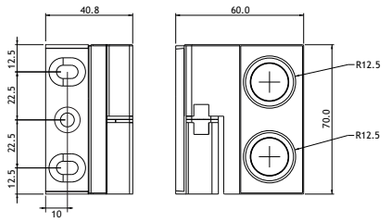

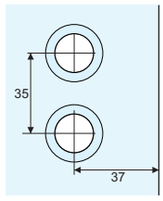

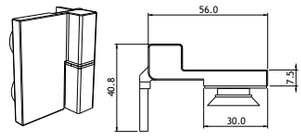

Cerniera sfilabile con alzata in apertura senza viti a vista e con borchie a filo vetro, versione vetro/muro
Utilizzabile per apertura a tirare o a spingere
Consente l'uso di guarnizione in PVC continua
Disponibile in versione destra (cod. PSH08FSG-DX) e sinistra (cod. PSH08FSG-SX)
Realizzata in fusione di acciaio inox Aisi 304

Slip off hinge with door lifting action, no screws at sight and flush caps, glass to wall version
Pull or push opening allowed
Fits continuous PVC seals
Right (code PSH08FSG-DX) and left (code PSH08FSG-SX) models available
Diecast Aisi 304 stainless steel manufacturing

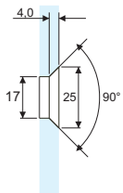

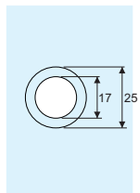

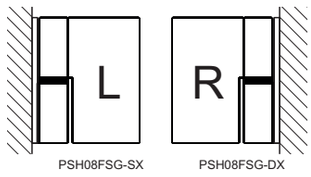



PSH09FSG





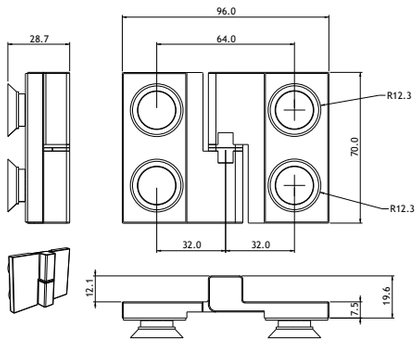

Cerniera sfilabile con alzata in apertura senza viti a vista e con borchie a filo vetro, versione vetro/vetro 180°
Utilizzabile per apertura a tirare o a spingere
Consente l'uso di guarnizione in PVC continua
Disponibile in versione destra (cod. PSH09FSG-DX) e sinistra (cod. PSH09FSG-SX)
Realizzata in fusione di acciaio inox Aisi 304

Slip off hinge with door lifting action, no screws at sight and flush caps, 180° glass to glass version
Pull or push opening allowed
Fits continuous PVC seals
Right (code PSH09FSG-DX) and left (code PSH09FSG-SX) models available
Diecast Aisi 304 stainless steel manufacturing

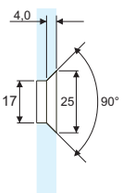

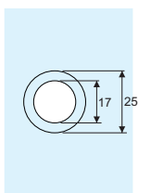

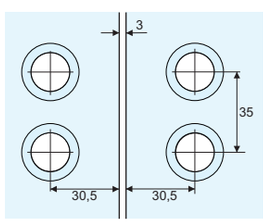





Catalogo def.indd 43 13/08/20 21.24

PSH11G



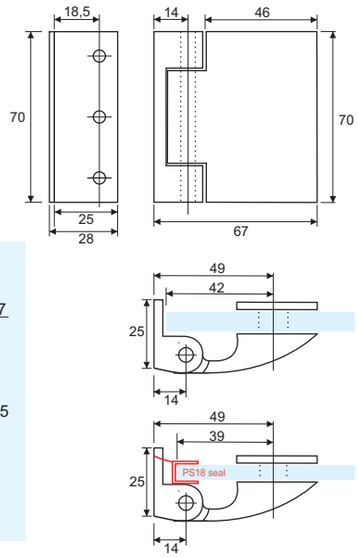

Cerniera libera apertura a 90° a tirare serie PSH10G
Versione vetro/muro
Consente l'uso di guarnizione continua in PVC
Realizzata in fusione di lega AC41A ad alta resistenza

90° pull opening free hinge PSH10G series
Glass to wall version
Fits continuous PVC seals
Diecast high resistance AC41A alloy manufacturing



PSH10G



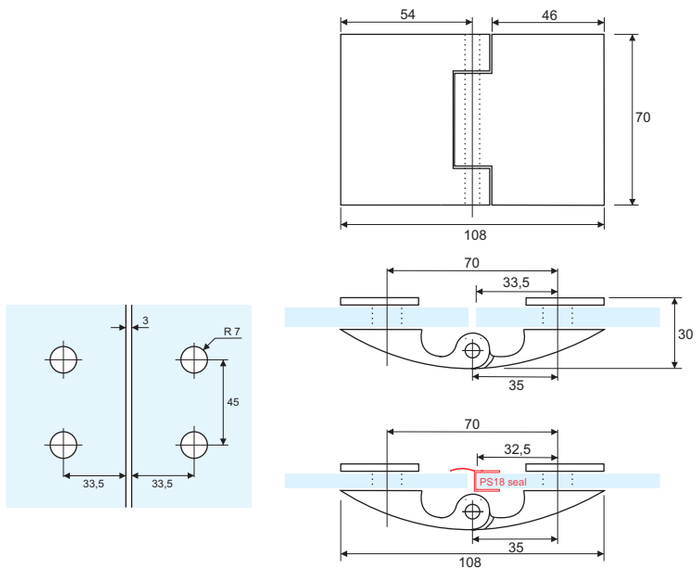

Cerniera libera apertura a 90° a tirare serie PSH10G
Versione vetro/vetro
Consente l'uso di guarnizione continua in PVC
Realizzata in fusione di lega AC41A ad alta resistenza

90° pull opening free hinge PSH10G series
Glass to glass version
Fits continuous PVC seals
Diecast high resistance AC41A alloy manufacturing



Catalogo def.indd 44 13/08/20 21:24

PSH13G



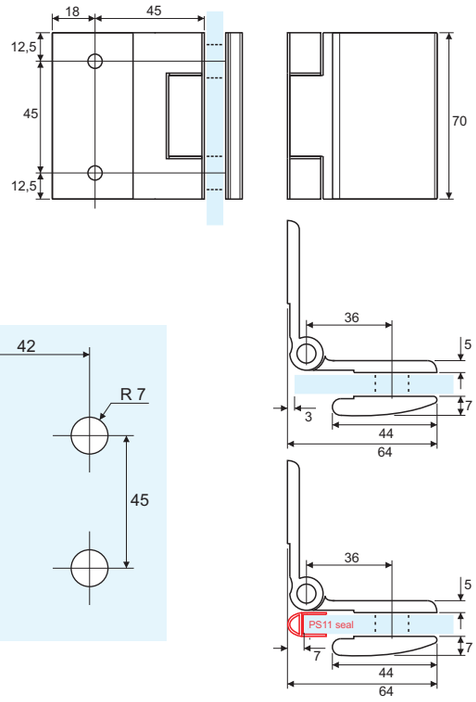

Cerniera libera apertura a 90° a spingere serie PSH10G
Versione vetro/muro
Consente l'uso di guarnizione continua in PVC
Realizzata in fusione di ottone

90° push opening free hinge PSH10G series
Glass to wall version
Fits continuous PVC seals
Diecast brass manufacturing



PSH12G



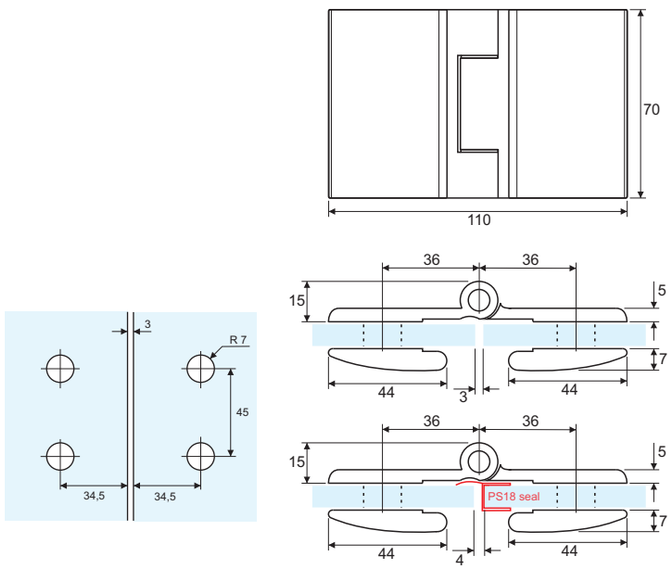

Cerniera libera apertura a 180° a spingere serie PSH10G
Versione vetro/vetro
Consente l'uso di guarnizione continua in PVC
Realizzata in fusione di ottone

180° push opening free hinge PSH10G series
Glass to glass version
Fits continuous PVC seals
Diecast brass manufacturing

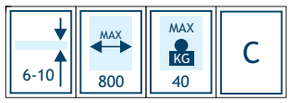

Catalogo def.indd 45 13/08/20 21:24

PSHF08G



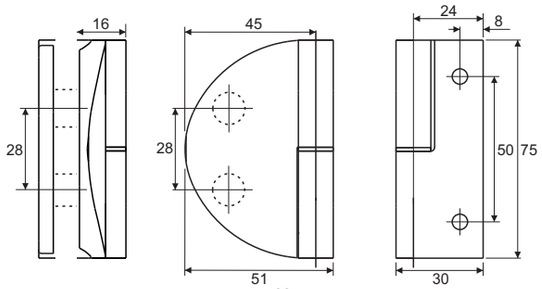

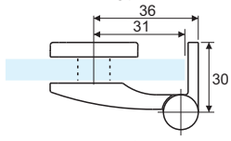

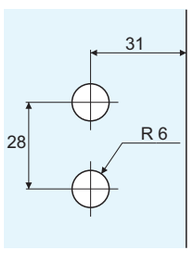

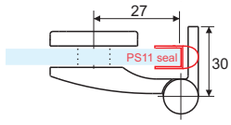

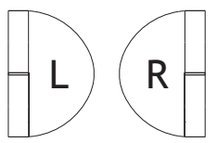

Cerniera libera sfilabile apertura a 180° a tirare
Versione vetro/muro
Consente l'uso di guarnizione continua in PVC
Disponibile in versione destra (cod. PSHF08G-DX) e sinistra (cod. PSHF08G-SX)
Realizzata in fusione di lega AC41A ad alta resistenza

180° pull opening slip off free hinge
Glass to wall version
Fits continuous PVC seals
Right (code PSHF08G-DX) and left (code PSHF08G-SX) models available
Diecast high resistance AC41A alloy manufacturing



PSHF09G



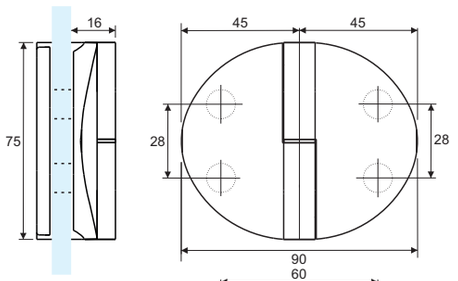

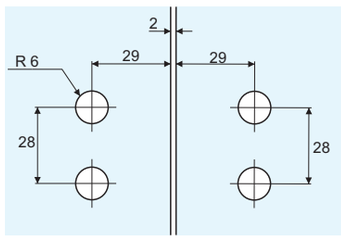

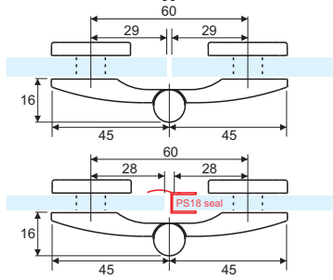

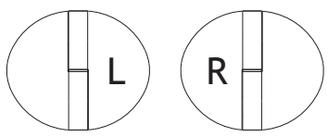

Cerniera libera sfilabile apertura a 180° a tirare
Versione vetro/vetro 180°
Consente l'uso di guarnizione continua in PVC
Disponibile in versione destra (cod. PSHF09G-DX) e sinistra (cod. PSHF09G-SX)
Realizzata in fusione di lega AC41A ad alta resistenza

180° pull opening slip off free hinge
180° glass to glass version
Fits continuous PVC seals
Right (code PSHF09G-DX) and left (code PSHF09G-SX) models available
Diecast high resistance AC41A alloy manufacturing



Catalogo def.indd 46 13/08/20 21.24

PSHF01G



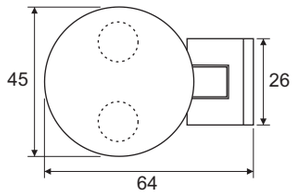

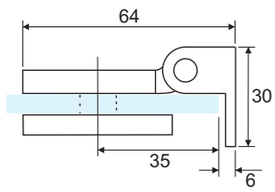

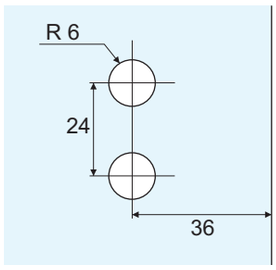

Cerniera libera apertura a 130° a tirare
Versione vetro/muro
Senza viti in vista
Realizzata in fusione di ottone

130° pull opening slip off free hinge
Glass to wall version
No screw heads at sight
Diecast brass manufacturing



PSHF02G



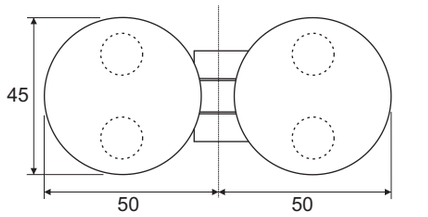

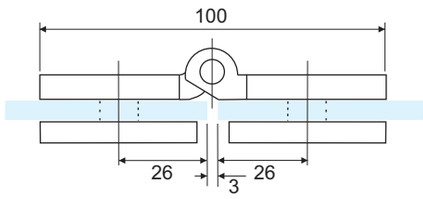

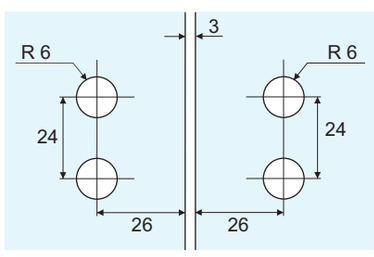

Cerniera libera apertura a 180° a tirare
Versione vetro/vetro
Senza viti in vista
Realizzata in fusione di ottone

180° pull opening slip off free hinge
Glass to glass version
No screw heads at sight
Diecast brass manufacturing



Catalogo def.indd 47 13/08/20 21.24

PSHF21G



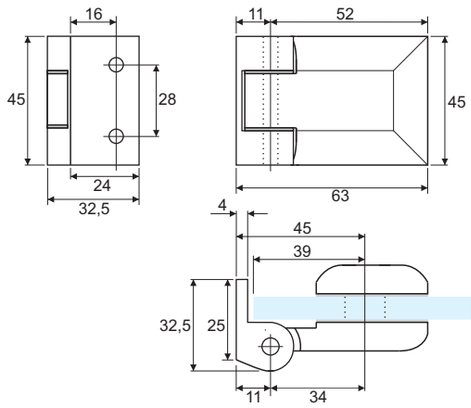

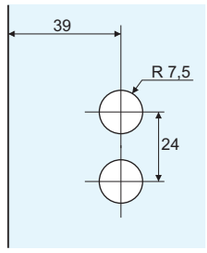

Cerniera libera apertura a 170° a tirare
Versione vetro/muro
Senza viti in vista
Realizzata in fusione di ottone

170° pull opening free hinge
Glass to wall version
No screw heads at sight
Diecast brass manufacturing



PSHF22G



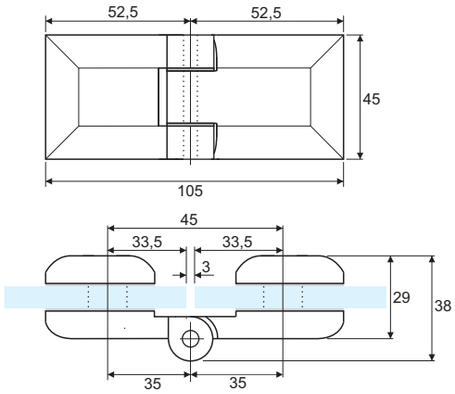

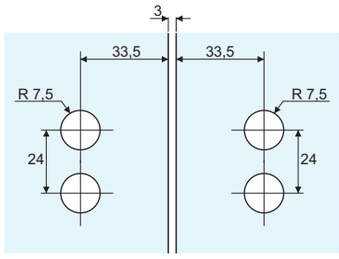

Cerniera libera apertura a 180° a tirare
Versione vetro/vetro
Senza viti in vista
Realizzata in fusione di ottone

180° pull opening free hinge
Glass to glass version
No screw heads at sight
Diecast brass manufacturing

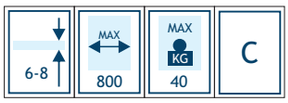

Catalogo def.indd 48 13/08/20 21:24

PSHF31G





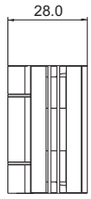

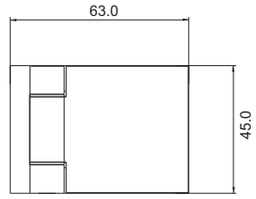

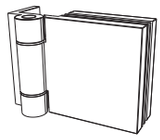

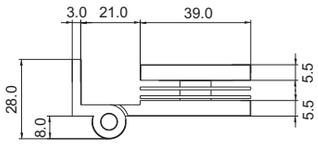

Cerniera libera apertura a 180° a tirare
Versione vetro/muro
Senza viti in vista
Realizzata in lega di alluminio

180° pull opening free hinge
Glass to wall version
No screw heads at sight
Aluminium alloy manufacturing

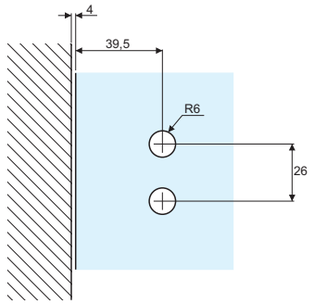



PSHF32G





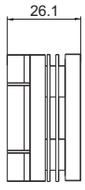

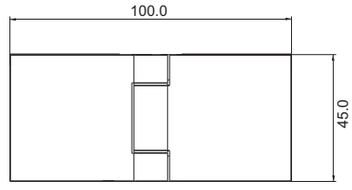

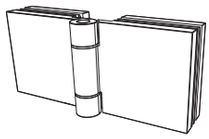

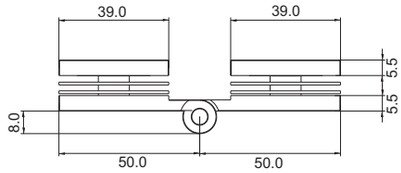

Cerniera libera apertura a 180° a tirare
Versione vetro/vetro
Senza viti in vista
Realizzata in lega di alluminio

180° pull opening free hinge
Glass to glass version
No screw heads at sight
Aluminium alloy manufacturing

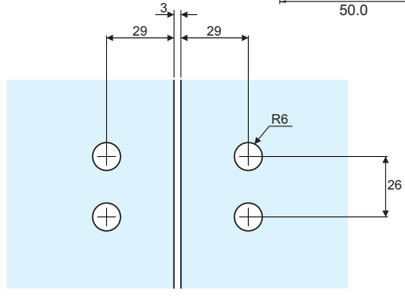



Catalogo def.indd 49 13/08/20 21.24

PSHP01G

PSHP01G è il nuovo sistema in alluminio con alzata in apertura per cabine doccia a battente, senza lavorazione del vetro
Basato su elementi in lega di alluminio a tutta altezza di lunghezza 2200 mm riducibili a piacere, consente la facile realizzazione di vani doccia con ottima tenuta all'acqua grazie alla guarnizione interna e al sistema di alzata
Il profilo compensatore permette inoltre un veloce assorbimento dei fuorisquadra
Fissaggio del vetro al profilo mediante silicone strutturale
Spessore del vetro: 6 mm

PSHP01G, is the new aluminum system with lift-up opening for swing shower doors, without glass cut-out
Based on aluminium alloy elements of 2200 mm full height length which can be cut to size, it allows the easy achievement of high water resistance shower rooms thanks to the internal gasket and the lift-up system
Also the straight and plumb door setting is easy to reach using the compensator profile
Glass fixing to aluminium is achieved by structural silicone
Glass thickness: 6 mm





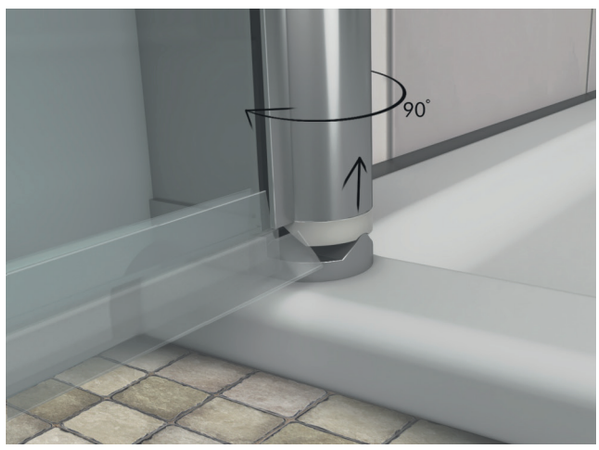



Catalogo def.indd 50 13/08/20 21:24

PSHP01G

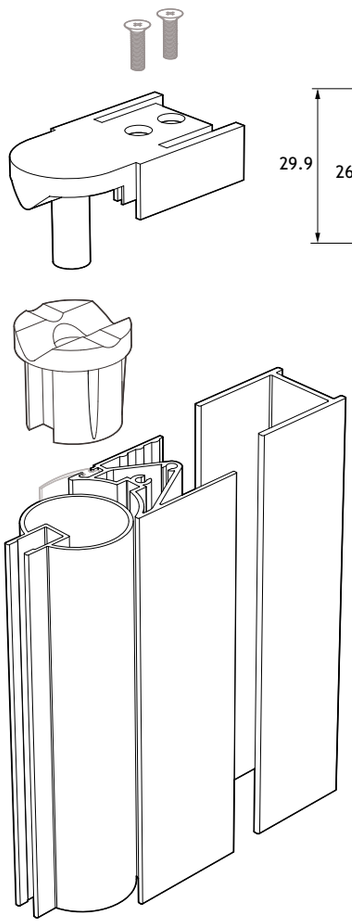

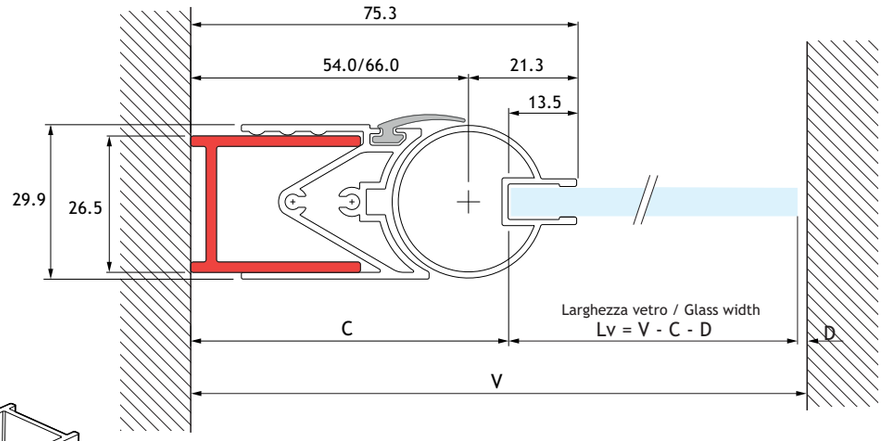

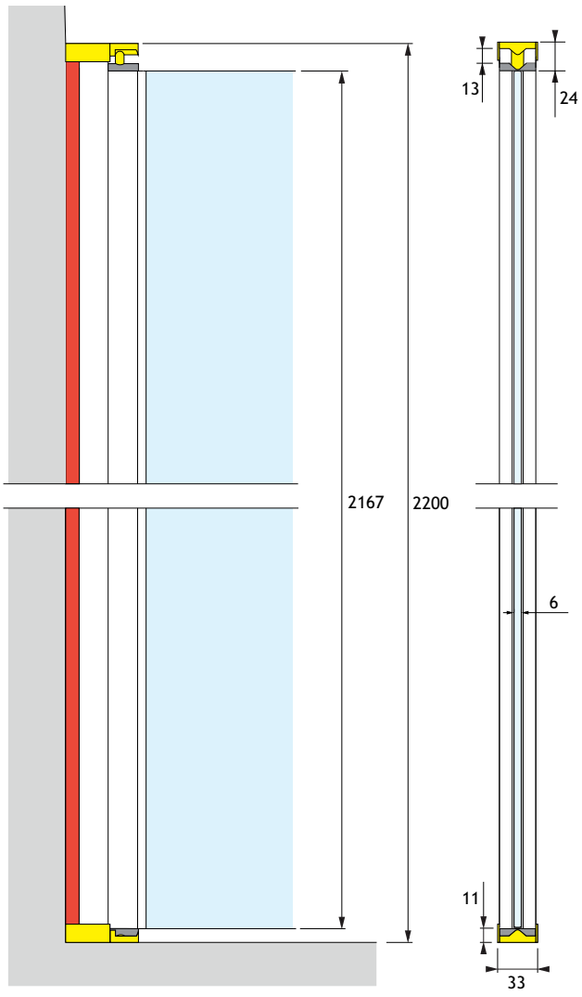

Kit per un'anta destra o sinistra composto da:
3 profili in alluminio, kit accessori con particolari in metallo, elementi in poliammide e viti di fissaggio, viti con cover per il fissaggio del profilo compensatore, guarnizione di tenuta interna
Nessuna lavorazione del vetro richiesta
Apertura a 0°+ 90°- 90°
Realizzato in lega di alluminio e lega di zinco
Lunghezza delle barre mm 2200
Guarnizione gocciolatoio PS16 non compresa nel kit

Right or left door set composed of:
3 aluminum profiles, accessories kit with metal parts, polyamide elements and fixing screws, screws with cover for fixing to the compensator profile, internal seal
No glass cut-out is required
Opening at 0°+ 90°-90°
Aluminium alloy and zinc alloy manufacturing
Bars lenght: 2200 mm
PS16 drip seal not included in the set



Catalogo def.indd 51 13/08/20 21:24

PNG01G



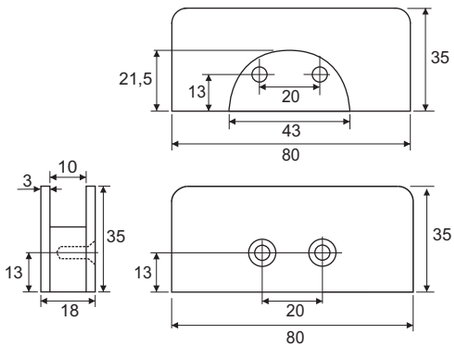

Morsetto vetro/muro per montaggio a filo
Dedicato a cerniere serie CR
Realizzato in fusione di ottone

Glass to wall clamp
Designed for CR series hinges
Diecast brass manufacturing



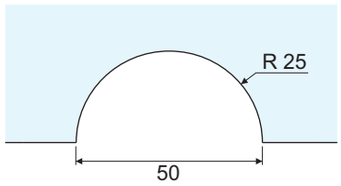

PNG02G



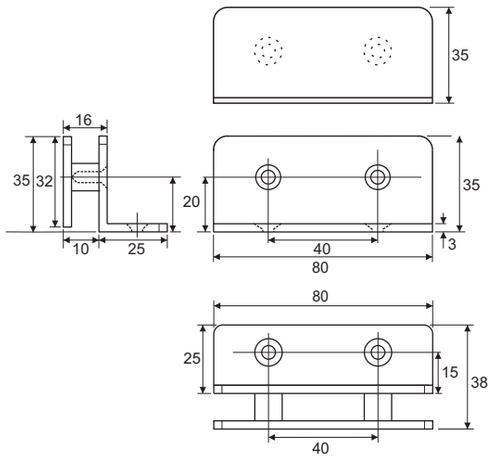

Morsetto angolare a 90° vetro/muro per montaggio a filo
Dedicato a cerniere serie CR
Realizzato in ottone

Glass to wall 90° angular clamp
Designed for CR series hinges
Brass manufacturing



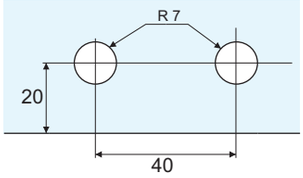

Catalogo def.indd 52 13/08/20 21:24

PNG03G



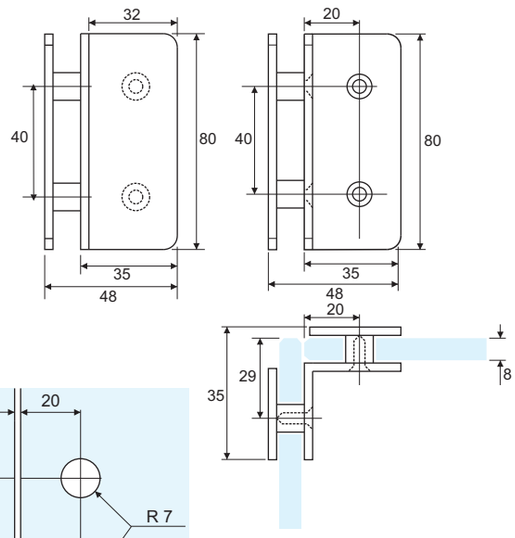

Morsetto angolare a 90° vetro/vetro
Dedicato a cerniere serie CR
Realizzato in ottone

Glass to glass 90° angular clamp
Designed for CR series hinges
Brass manufacturing



PGC01G



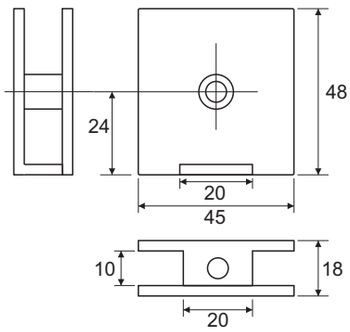

Morsetto vetro/muro per montaggio a filo
Realizzato in acciaio inox Aisi 304

Glass to wall clamp
Aisi 304 stainless steel manufacturing



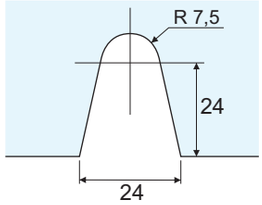

Catalogo def.indd 53 13/08/20 21:24

PGC02G



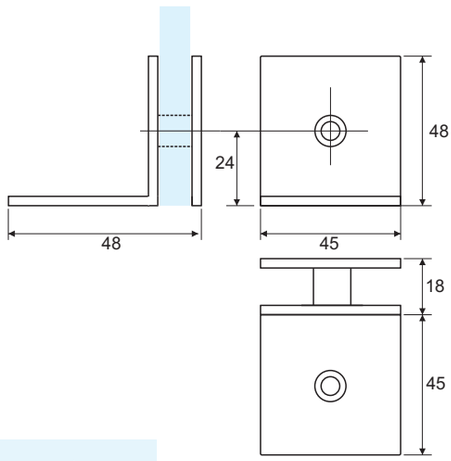

Morsetto angolare a 90° vetro/muro per montaggio a filo
Realizzato in acciaio inox Aisi 304

Glass to wall 90° angular clamp
Aisi 304 stainless steel manufacturing

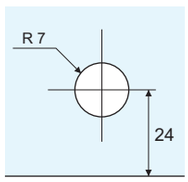



PGC03G



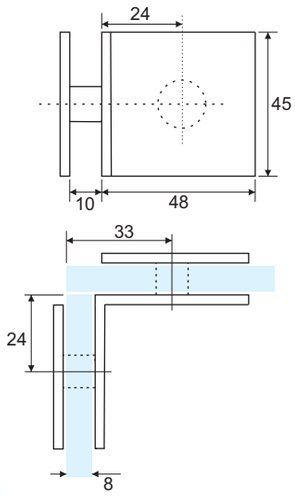

Morsetto angolare a 90° vetro/vetro
Realizzato in acciaio inox Aisi 304

Glass to glass 90° angular clamp
Aisi 304 stainless steel manufacturing

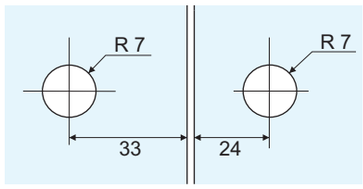



Catalogo def.indd 54 13/08/20 21:24

PGC04G



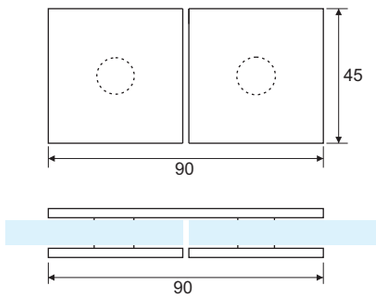

Morsetto angolare a 180° vetro/vetro
Realizzato in acciaio inox Aisi 304

Glass to glass 180° angular clamp
Aisi 304 stainless steel manufacturing

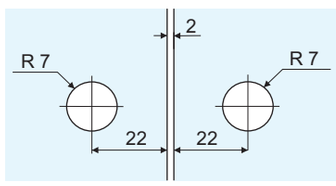



PGC05G



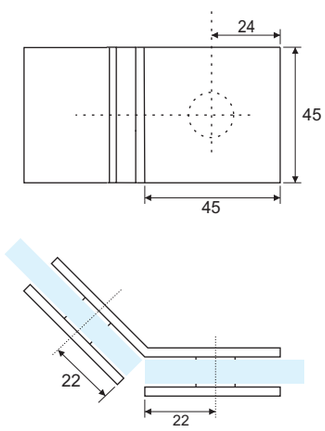

Morsetto angolare a 135° vetro/vetro
Realizzato in acciaio inox Aisi 304

Glass to glass 135° angular clamp
Aisi 304 stainless steel manufacturing

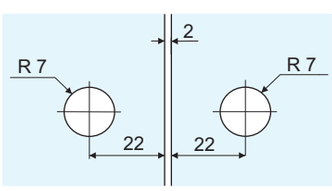



Catalogo def.indd 55 13/08/20 21:24

PGC06G



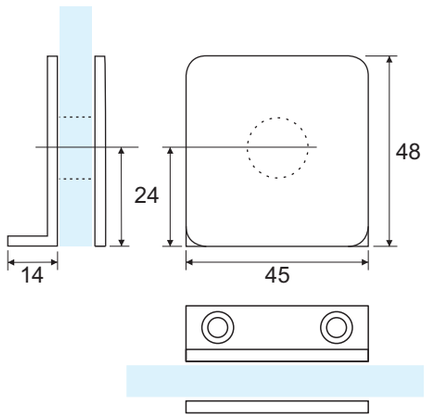

Morsetto angolare a 90° vetro/muro per montaggio a filo
con piastra ridotta
Realizzato in acciaio inox Aisi 304

Glass to wall 90° angular clamp with reduced base plate
Aisi 304 stainless steel manufacturing

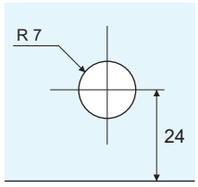



PGC07G



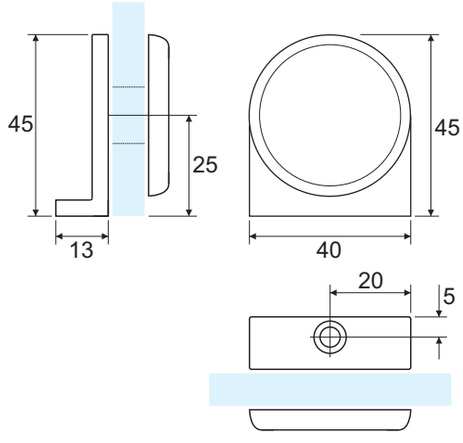

Morsetto angolare a 90° vetro/muro per montaggio a filo
con piastra ridotta
Realizzato in fusione di ottone

Glass to wall 90° angular clamp with reduced base plate
Diecast brass manufacturing

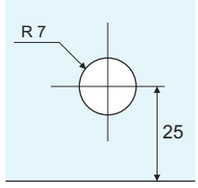



Catalogo def.indd 56 13/08/20 21:24

PGC08G



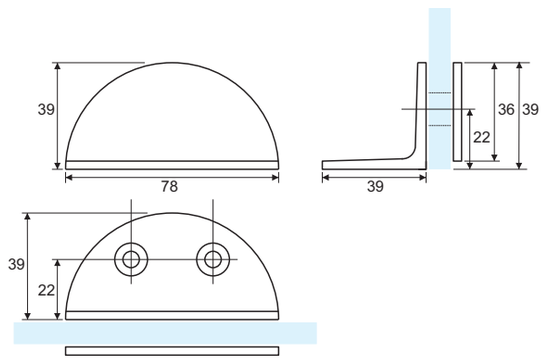

Morsetto angolare a 90° vetro/muro per montaggio a filo
Dedicato a cerniere PSHF08G e PSHF09G
Realizzato in fusione di lega AC41A ad alta resistenza

Glass to wall 90° angular clamp
Designed for PSHF08G and PSHF09G hinges
Diecast high resistance AC41A alloy manufacturing

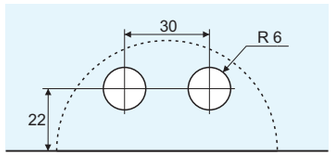



PGC09G



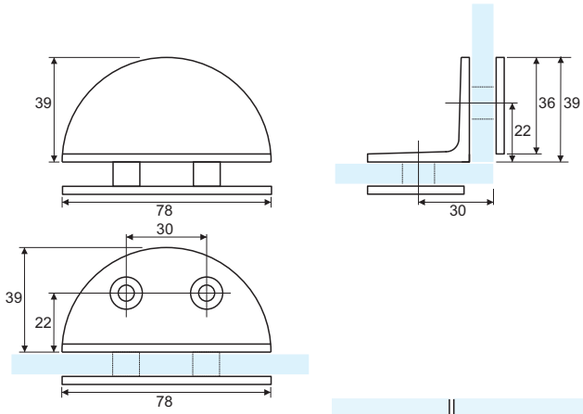

Morsetto angolare a 90° vetro/vetro
Dedicato a cerniere PSHF08G e PSHF09G
Realizzato in fusione di lega AC41A ad alta resistenza

Glass to glass 90° angular clamp
Designed for PSHF08G and PSHF09G hinges
Diecast high resistance AC41A alloy manufacturing

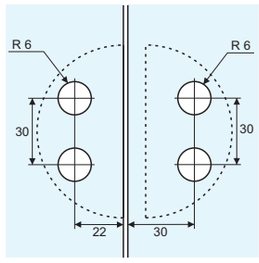



Catalogo def.indd 57 13/08/20 21.24

PGC10G



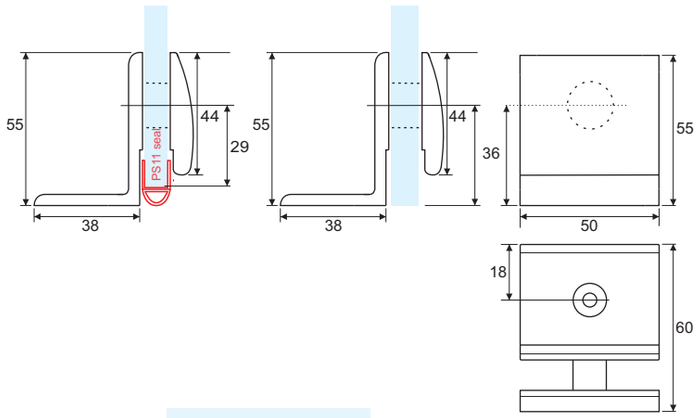

Morsetto angolare a 90° vetro/muro per montaggio a filo
Dedicato a cerniere serie SH10
Consente l'uso di guarnizione continua in PVC
Realizzato in fusione di ottone

Glass to wall 90° angular clamp
Designed for SH10 series hinges
Fits continuous PVC seals
Diecast brass manufacturing

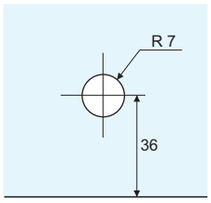



Catalogo def.indd 58 13/08/20 21:24

PGCZ01G



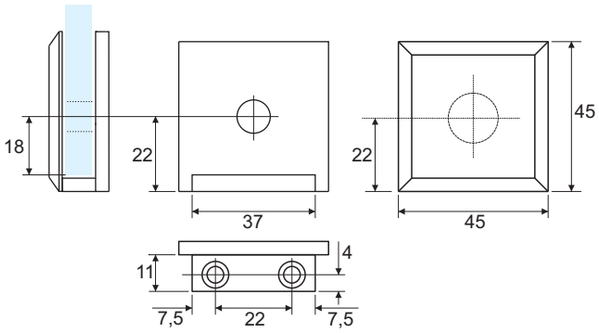

Morsetto vetro/muro per montaggio a filo serie GCZ
Realizzato in lega di zinco

Glass to wall clamp GCZ series
Diecast zinc alloy manufacturing



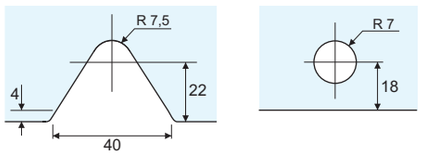

PGCZ02G



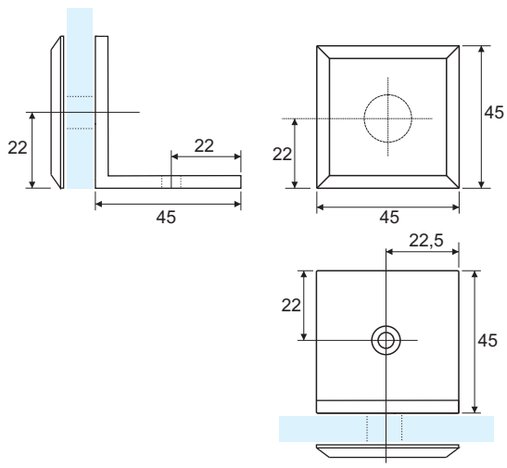

Morsetto angolare a 90° vetro/muro per montaggio a filo serie GCZ
Realizzato in lega di zinco

Glass to wall 90° angular clamp GCZ series
Diecast zinc alloy manufacturing



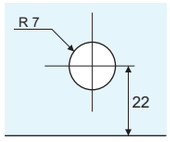

Catalogo def.indd 59 13/08/20 21.24

PGCZ03G



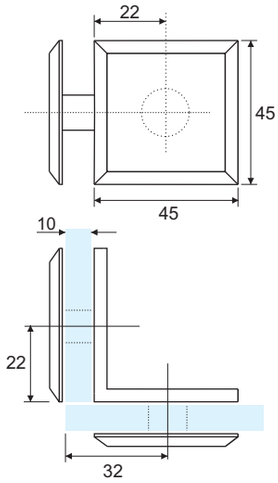

Morsetto angolare a 90° vetro/vetro serie GCZ
Realizzato in lega di zinco

Glass to glass 90° angular clamp GCZ series
Diecast zinc alloy manufacturing

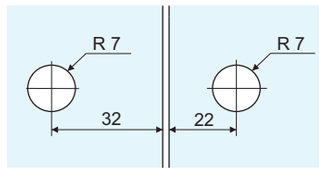



PGCZ04G



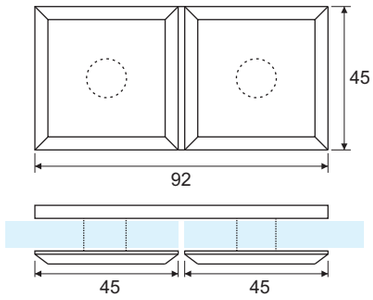

Morsetto angolare a 180° vetro/vetro serie GCZ
Realizzato in lega di zinco

Glass to glass 180° angular clamp GCZ series
Diecast zinc alloy manufacturing

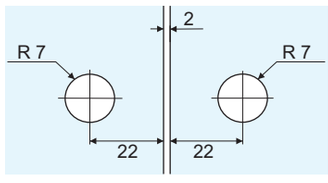



Catalogo def.indd 60 13/08/20 21:24

PGCH08G



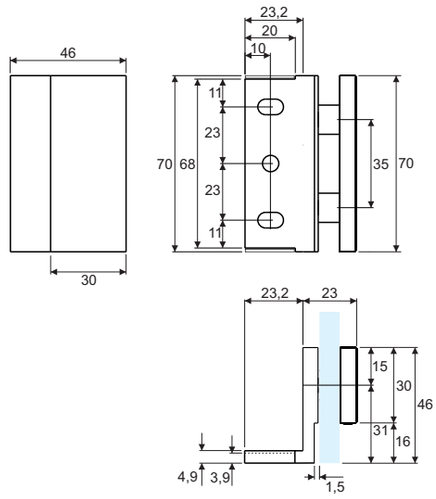

Morsetto angolare a 90° vetro/muro senza viti in vista
Dedicato a cerniere PSH08G e PSH09G
Consente l'uso di guarnizione continua
Realizzato in ottone

Glass to wall 90° angular clamp without screws at sight
Designed for PSH08G and PSH09G hinges
Fits continuous seals
Brass manufacturing



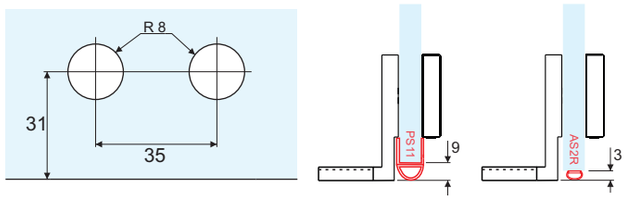

PGCH09G



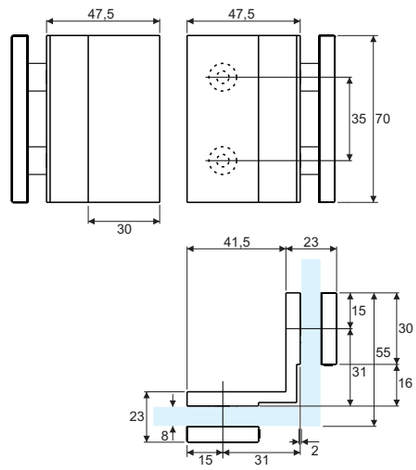

Morsetto angolare a 90° vetro/vetro senza viti in vista
Dedicato a cerniere PSH08G e PSH09G
Consente l'uso di guarnizione continua
Realizzato in di ottone

Glass to glass 90° angular clamp without screws at sight
Designed for PSH08G and PSH09G hinges
Fits continuous seals
Brass manufacturing



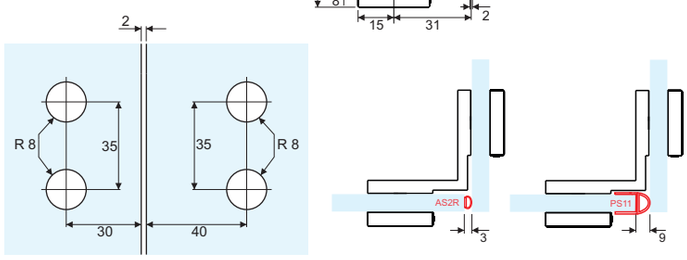

Catalogo def.indd 61 13/08/20 21.24

PQB06G



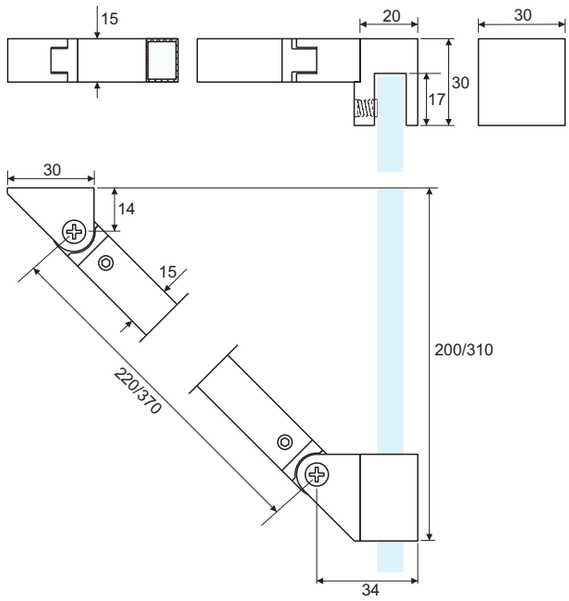

Barra fermavetro a sezione rettangolare angolare snodata vetro/muro
Terminali realizzati in lega AC41A ad alta resistenza
Asta realizzata in acciaio inox Aisi 304
Lunghezza asta 220 e 370 mm (accorciabile mediante taglio)

Glass to wall angle adjustable rectangular shower rod
Bar ends: high resistance AC41A alloy manufacturing
Bar: Aisi 304 stainless steel manufacturing
Rod lenght: 220 and 370 mm (shortened by cutting)

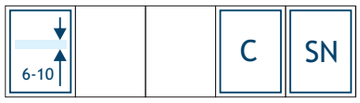

PQB07G



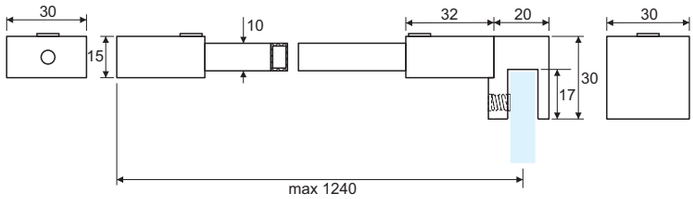



Barra fermavetro a sezione rettangolare vetro/muro a 90°
Terminali realizzati in lega AC41A ad alta resistenza
Asta realizzata in acciaio inox Aisi 304
Lunghezza asta 1200 mm (accorciabile mediante taglio)

90° glass to wall rectangular shower rod
Bar ends: high resistance AC41A alloy manufacturing
Bar: Aisi 304 stainless steel manufacturing
Rod lenght: 1200 mm (shortened by cutting)



Catalogo def.indd 62 13/08/20 21:24

PQB08G



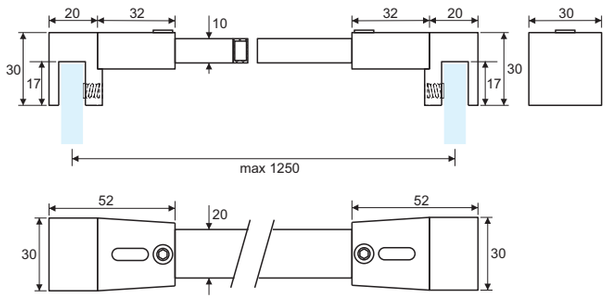

Barra fermavetro a sezione rettangolare vetro/vetro a 90°
Terminali realizzati in lega AC41A ad alta resistenza
Asta realizzata in acciaio inox Aisi 304
Lunghezza asta 1200 mm (accorciabile mediante taglio)

90° glass to glass rectangular shower rod
Bar ends: high resistance AC41A alloy manufacturing
Bar: Aisi 304 stainless steel manufacturing
Rod lenght: 1200 mm (shortened by cutting)

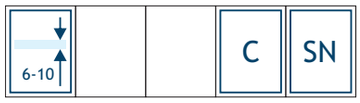

PQBXG



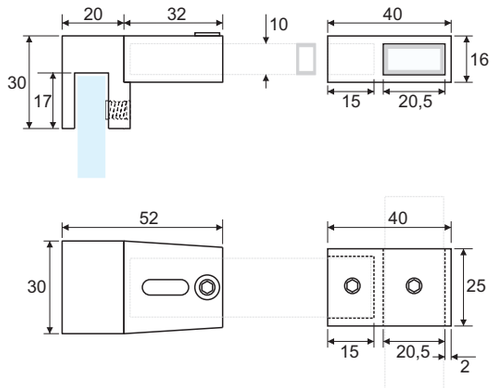

Giunto angolare a 90° vetro/barra a sezione rettangolare
Da utilizzare con barra PQB07G
Tubo a sezione rettangolare non incluso
Realizzato in fusione di acciaio inox Aisi 304 e lega AC41A

90°angular glass to rod rectangular connection joint
Use with PQB07G shower rod
Rectangular rod is not included
Diecast Aisi 304 stainless steel and AC41A alloy manufacturing

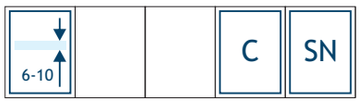

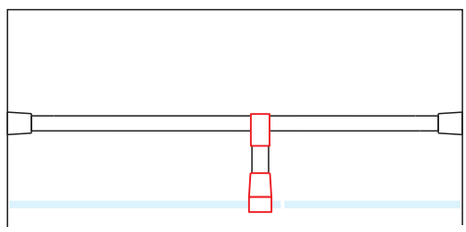

Catalogo def.indd 63 13/08/20 21.24

PSQB07G



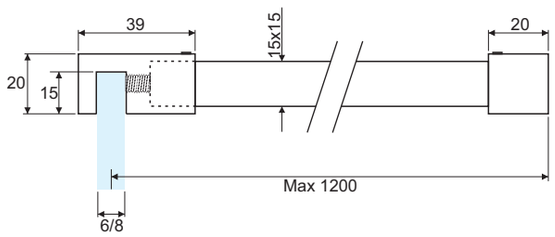

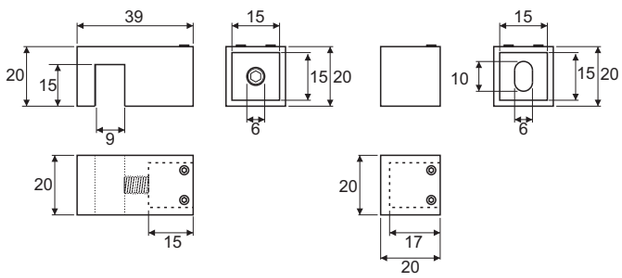

Barra fermavetro a sezione quadra vetro/muro a 90° serie Tiny 15
Terminali realizzati in fusione di acciaio inox Aisi 304
Tubo realizzato in acciaio inox Aisi 304
Lunghezza asta 1200 mm (accorciabile mediante taglio)

90°glass to wall squared shower rod Tiny 15 series
Bar end: diecast Aisi 304 stainless steel manufacturing
Bar: Aisi 304 stainless steel manufacturing
Rod lenght: 1200 mm (shortened by cutting)



PSQBXG



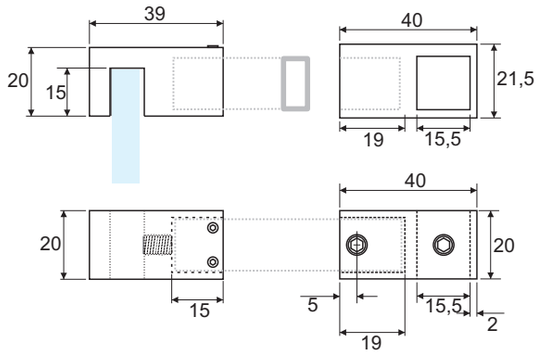

Giunto angolare a 90° vetro/barra a sezione quadra serie Tiny 15
Da utilizzare con barra PSQB07G
Tubo a sezione quadra non incluso
Realizzato in fusione di acciaio inox Aisi 304

90°angular glass to rod squared connection joint Tiny 15 series
Use with PSQB07G shower rod
Squared rod is not included
Diecast Aisi 304 stainless steel manufacturing



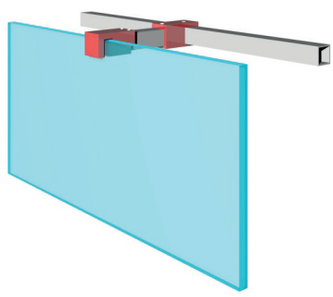

Catalogo def.indd 64 13/08/20 21:24

PSQB06G



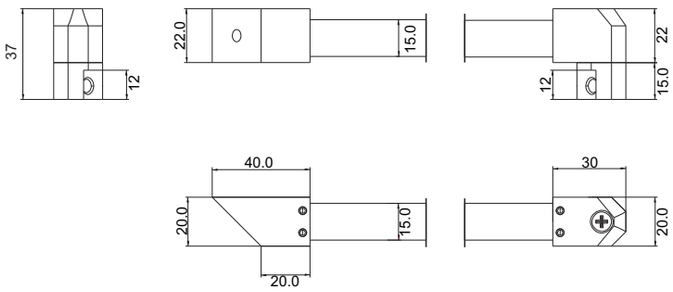

Barra fermavetro a sezione quadra vetro/muro a 45° serie Tiny 15
Terminali realizzati in lega AC41A ad alta resistenza
Asta realizzata in acciaio inox Aisi 304
Lunghezza asta standard 500 mm (accorciabile mediante taglio)
Lunghezze maggiori disponibili su richiesta

45°glass to wall squared shower rod Tiny 15 series
Bar ends: high resistance AC41A alloy manufacturing
Bar: Aisi 304 stainless steel manufacturing
Rod lenght: 500 mm (shortened by cutting)
Greater lengths available on demand

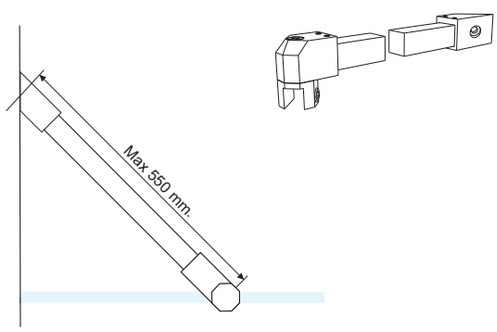

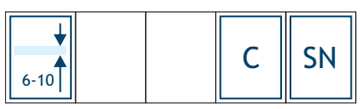

PTQ15G



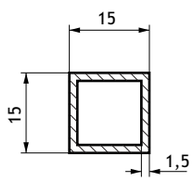

Tubo con sezione 15 x 15 mm
Adatto a tutti gli accessori serie Tiny 15
Realizzato in acciaio inox Aisi 304
Venduto al metro lineare

Metal pipe 15 x 15 mm
Fits all Tiny 15 series accessories
Aisi 304 stainless steel manufacturing
Sold by the meter





Catalogo def.indd 65 13/08/20 21:24

PQB15-VMG



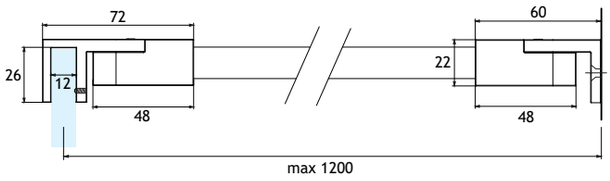

Barra fermavetro snodata a sezione quadra vetro/muro serie Tiny 15
Consente di ottenere un posizionamento a qualsiasi angolo
Terminali realizzati in lega AC41A ad alta resistenza
Asta realizzata in acciaio inox Aisi 304
Lunghezza asta standard 1200 mm (accorciabile mediante taglio)

Articuled glass to wall square shower rod Tiny 15 series
Allows any angle positioning
Bar ends: high resistance AC41A alloy manufacturing
Bar: Aisi 304 stainless steel manufacturing
Rod lenght: 1200 mm (shortened by cutting)

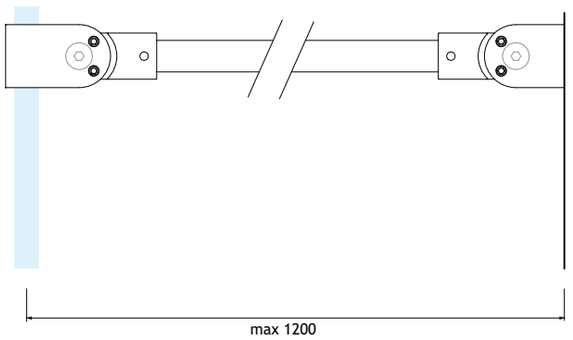

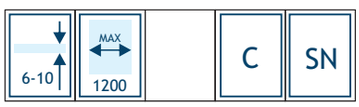

PQB15-VVG



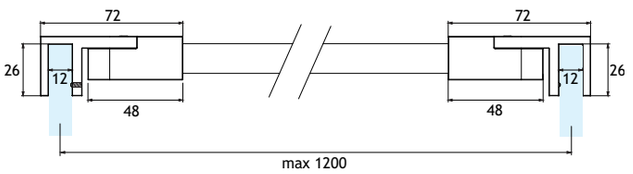

Barra fermavetro snodata a sezione quadra vetro/vetro serie Tiny 15
Consente di ottenere un posizionamento a qualsiasi angolo
Terminali realizzati in lega AC41A ad alta resistenza
Asta realizzata in acciaio inox Aisi 304
Lunghezza asta standard 1200 mm (accorciabile mediante taglio)

Articuled glass to glass square shower rod Tiny 15 series
Allows any angle positioning
Bar ends: high resistance AC41A alloy manufacturing
Bar: Aisi 304 stainless steel manufacturing
Rod lenght: 1200 mm (shortened by cutting)

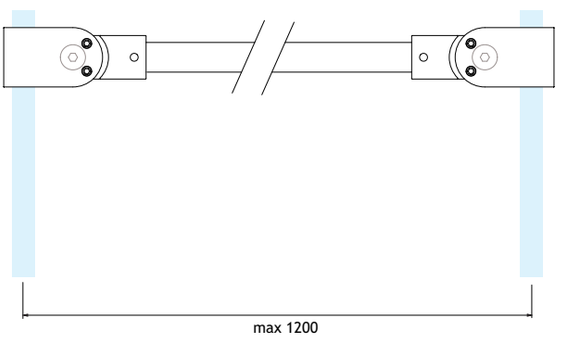

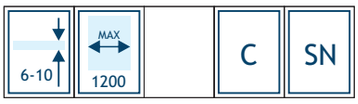

Catalogo def.indd 66 13/08/20 21:24

PQB15VG



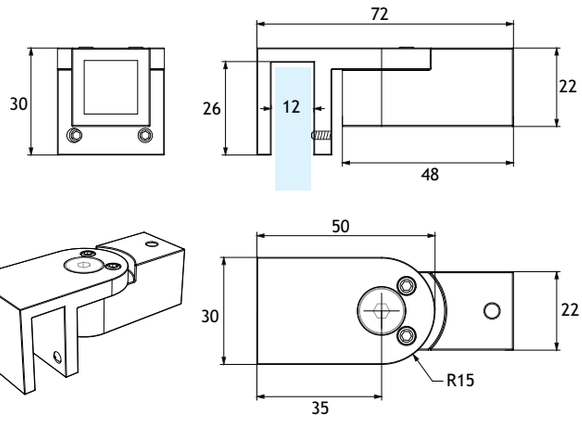

Terminale a vetro snodato serie Tiny 15
Consente la realizzazione di barre con qualsiasi angolo
Da utilizzare con tubo PTQ15G
Realizzata in fusione di lega AC41A ad alta resistenza

Glass fixing articuled shower bar end Tiny 15 series
For fixing square rods with any angle
Use with PTQ15G pipe
High resistance AC41A alloy manufacturing



PQB15MG



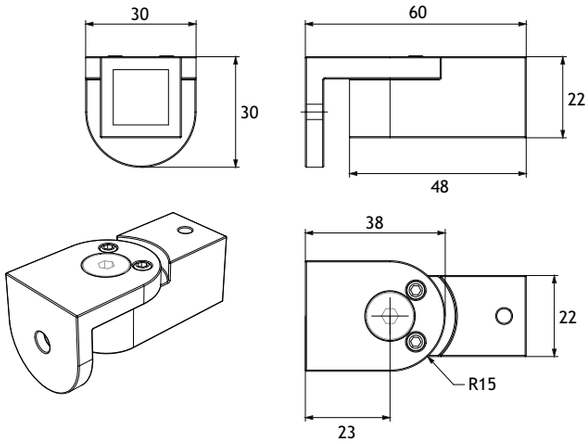

Terminale a muro snodato serie Tiny 15
Consente la realizzazione di barre con qualsiasi angolo
Da utilizzare con tubo PTQ15G
Realizzata in fusione di lega AC41A ad alta resistenza

Wall fixing articuled shower bar end Tiny 15 series
For fixing square rods with any angle
Use with PTQ15G pipe
High resistance AC41A alloy manufacturing

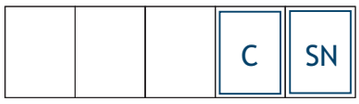

Catalogo def.indd 67 13/08/20 21:24

PSB05G



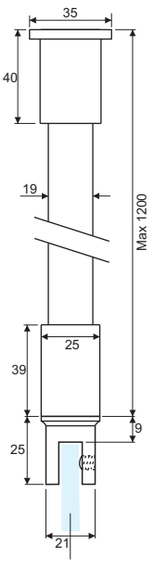

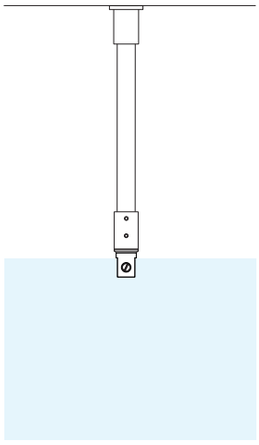

Barra fermavetro verticale a sezione rotonda vetro/muro
Terminali realizzati in ottone e lega AC41A
Tubo realizzato in acciaio inox Aisi 304
Lunghezza asta 1200 mm (accorciabile mediante taglio)

Vertical glass to wall round shower rod
Bar end: diecast brass and AC41A alloy manufacturing
Bar: Aisi 304 stainless steel manufacturing
Rod lenght: 1200 mm (shortened by cutting)



PSB06G



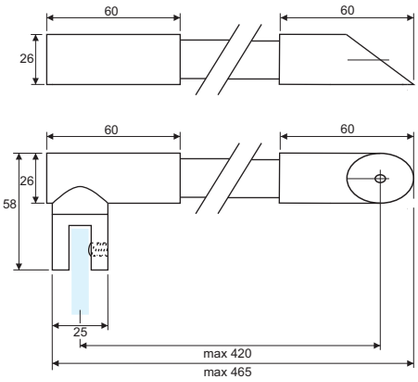

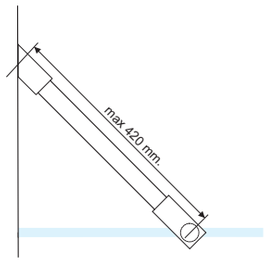

Barra fermavetro a sezione rotonda vetro/muro a 45°
Terminali realizzati in lega AC41A ad alta resistenza
Tubo realizzato in acciaio inox Aisi 304
Lunghezza asta 400 mm (accorciabile mediante taglio)

45° glass to wall round shower rod
Bar end: high resistance AC41A alloy manufacturing
Bar: Aisi 304 stainless steel manufacturing
Rod lenght: 400 mm (shortened by cutting)



Catalogo def.indd 68 13/08/20 21:24

PSB07G



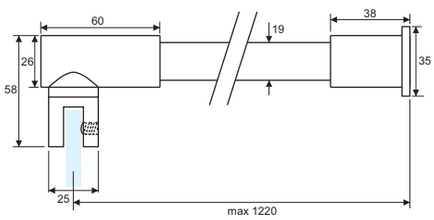

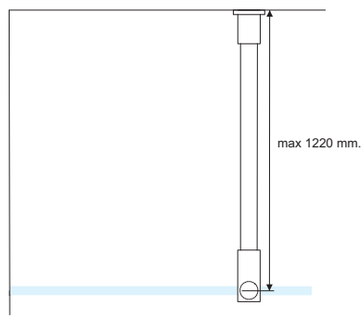

Barra fermavetro a sezione rotonda vetro/muro a 90°
Terminali realizzati in lega AC41A ad alta resistenza
Asta realizzata in acciaio inox Aisi 304
Lunghezza asta 1200 mm (accorciabile mediante taglio)

90° glass to wall round shower rod
Bar ends: high resistance AC41A alloy manufacturing
Bar: Aisi 304 stainless steel manufacturing
Rod lenght: 1200 mm (shortened by cutting)

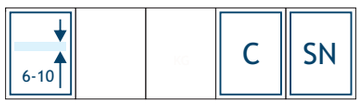

PSB08G



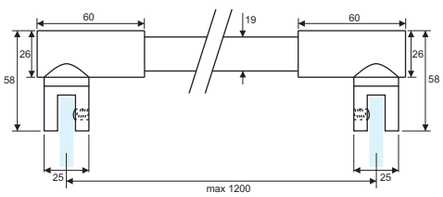

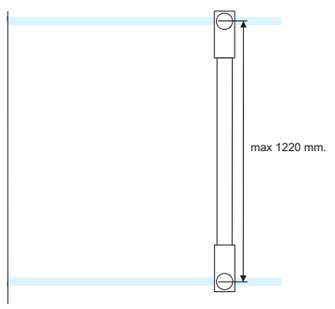

Barra fermavetro a sezione rotonda vetro/vetro a 90°
Terminali realizzati in lega AC41A ad alta resistenza
Asta realizzata in acciaio inox Aisi 304
Lunghezza asta 1200 mm (accorciabile mediante taglio)

90° glass to glass round shower rod
Bar ends: high resistance AC41A alloy manufacturing
Bar: Aisi 304 stainless steel manufacturing
Rod lenght: 1200 mm (shortened by cutting)

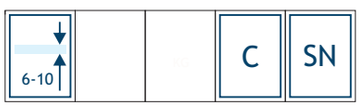

Catalogo def.indd 69 13/08/20 21.24

PSB09G



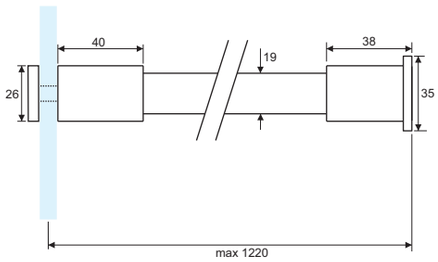

Barra fermavetro a sezione rotonda vetro/muro a 90°
Terminali realizzati in ottone e lega AC41A ad alta resistenza
Asta realizzata in acciaio inox Aisi 304
Lunghezza asta 1200 mm (accorciabile mediante taglio)

90° glass to wall round shower rod
Bar ends: brass and high resistance AC41A alloy manufacturing
Bar: Aisi 304 stainless steel manufacturing
Rod lenght: 1200 mm (shortened by cutting)

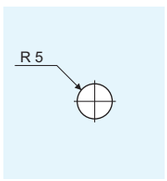

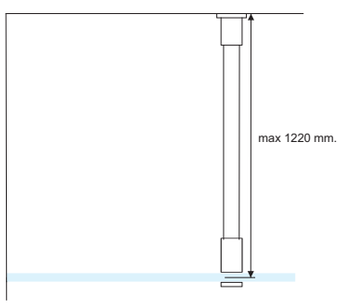

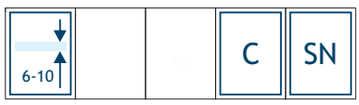

PSSB07G



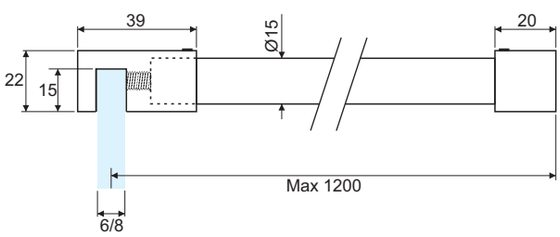

Barra fermavetro a sezione rotonda vetro/muro a 90°
serie Tiny 15
Terminali realizzati in fusione di acciaio inox Aisi 304
Tubo realizzato in acciaio inox Aisi 304
Lunghezza asta 1200 mm (accorciabile mediante taglio)

90° glass to wall round shower rod Tiny 15 series
Bar end: diecast Aisi 304 stainless steel manufacturing
Bar: Aisi 304 stainless steel manufacturing
Rod lenght: 1200 mm (shortened by cutting)

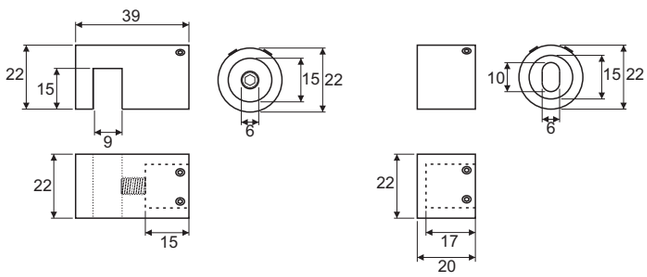



Catalogo def.indd 70 13/08/20 21.24

PKFTMG



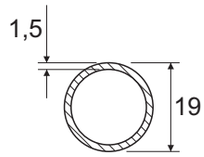

Tubo diametro 19 mm
Adatto a tutti gli accessori serie PKF e PSB
Realizzato in acciaio inox Aisi 304
Venduto al metro lineare

Metal pipe 19 mm diameter
Fits all PKF and PSB series accessories
Aisi 304 stainless steel manufacturing
Sold by the meter

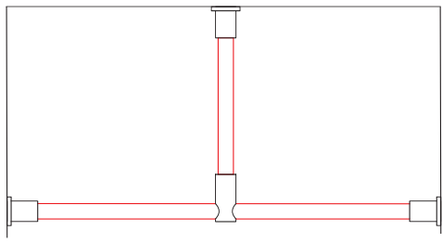

			SSS	PSS

PSB05G



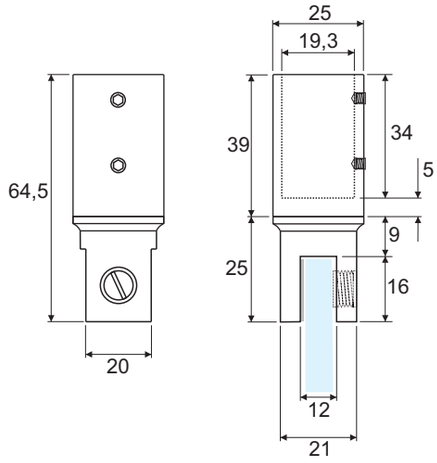

Terminale a vetro per barre fermavetro verticali a sezione rotonda
Da utilizzare con tubo PKFTMG
Realizzata in fusione di ottone

Glass fixing bar-end for vertical shower round bars
Use with PKFTMG round pipe
Diecast brass manufacturing

6-10			C	SN

Catalogo def.indd 71 13/08/20 21.24

PKF60G



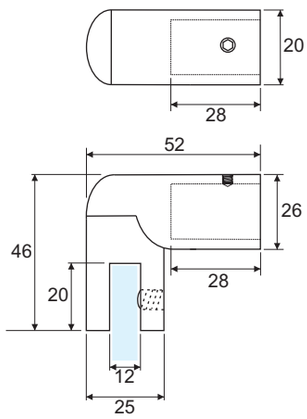

Terminale a vetro snodato
Per barre fermavetro a sezione rotonda con qualsiasi angolo
Da utilizzarsi con tubo PKFTMG
Realizzato in fusione di ottone

Glass fixing articuled shower bar end
For fixing round rod with any angle
Use with PKFTMG round pipe
Diecast brass manufacturing

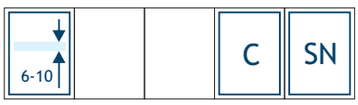

PKF61G



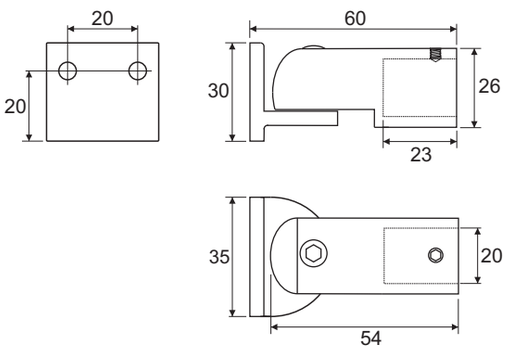

Terminale a muro snodato
Per barre fermavetro a sezione rotonda con qualsiasi angolo
Da utilizzare con tubo PKFTMG
Realizzato in fusione di ottone

Wall fixing articuled shower round bar end
For fixing round rod with any angle
Use with PKFTMG round pipe
Diecast brass manufacturing



Catalogo def.indd 72 13/08/20 21:24

PSBVG



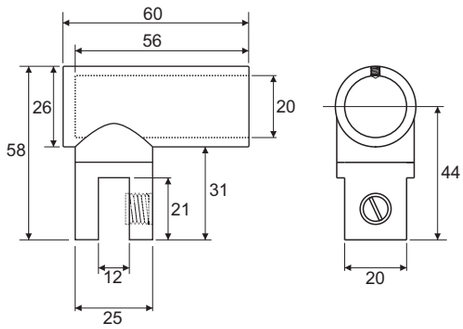

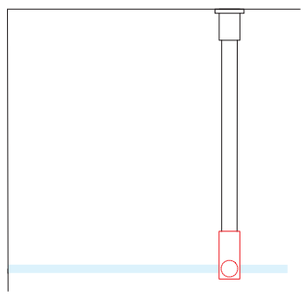

Terminale a vetro per barre fermavetro a sezione rotonda
Da utilizzare con tubo PKFTMG
Realizzata in fusione di lega AC41A ad alta resistenza

Glass fixing shower round bar end
Use with PKFTMG round pipe
Diecast high resistance AC41A alloy manufacturing

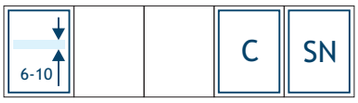

PSBMG



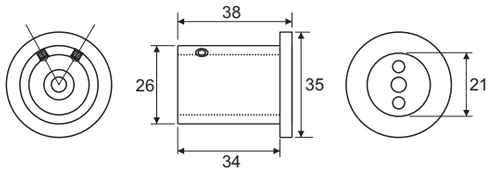

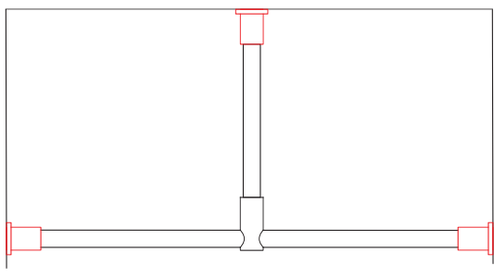

Terminale a muro a 90°per barre fermavetro a sezione rotonda
Da utilizzare con tubo PKFTMG
Realizzato in fusione di lega AC41A ad alta resistenza

90° wall fixing shower round bar end
Use with PKFTMG round pipe
Diecast high resistance AC41A alloy manufacturing

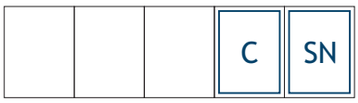

Catalogo def.indd 73 13/08/20 21.24

PKF15G



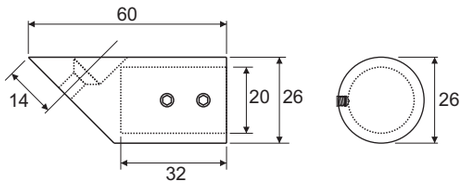

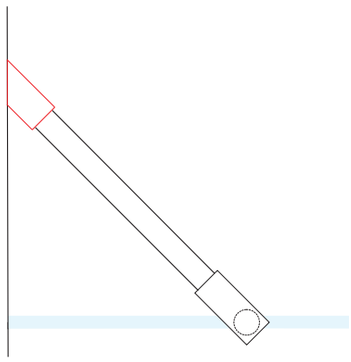

Terminale a muro a 45° per barre fermavetro a sezione rotonda
Da utilizzare con tubo PKFTMG
Realizzato in lega AC41A ad alta resistenza

45° wall fixing shower round bar end
Use with PKFTMG round pipe
Diecast high resistance AC41A alloy manufacturing

			C	SN

PSB09VG



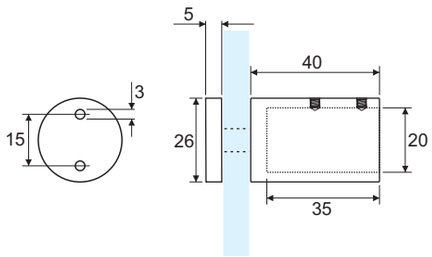

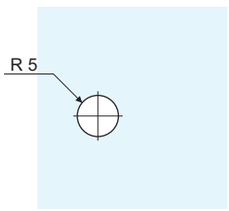

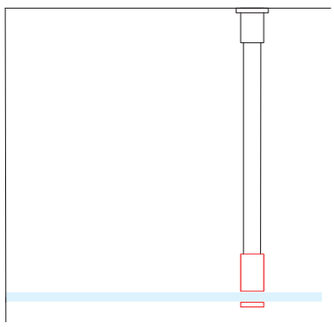

Terminale a vetro con foro per barre fermavetro a sezione rotonda
Da utilizzare con tubo PKFTMG
Realizzata in fusione di ottone

Glass hole mounting shower bar end,
Use with PKFTMG round pipe
Diecast brass manufacturing

6-10			C	SN

Catalogo def.indd 74 13/08/20 21:24

PKF36G



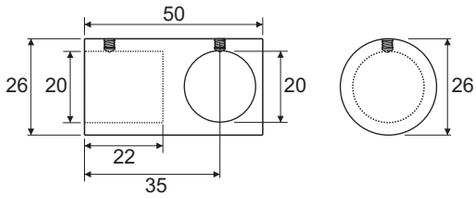

Raccordo a T per barre fermavetro a sezione rotonda
Da utilizzare con tubo PKFTMG
Realizzato in fusione di ottone

«T» shape connection joint for shower round rods
Use with PKFTMG round pipe
Diecast brass manufacturing

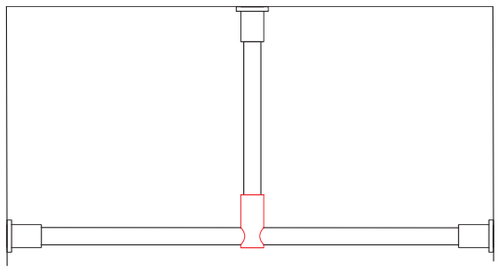

			C	SN

PQF38G



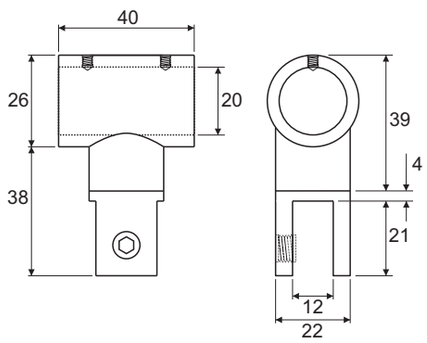

Raccordo barra fermavetro/morsetto per vetro
Da utilizzare con tubo PKFTMG
Realizzato in fusione di ottone

Shower rod/glass clamp connection joint
Use with PKFTMG round pipe
Diecast brass manufacturing

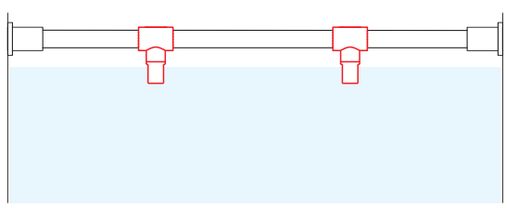

6-10			C	SN

Catalogo def.indd 75 13/08/20 21.24

PKF45G



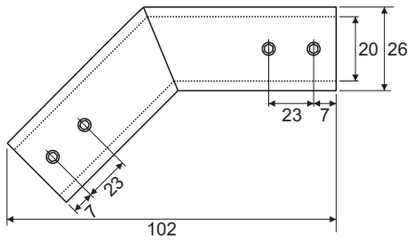

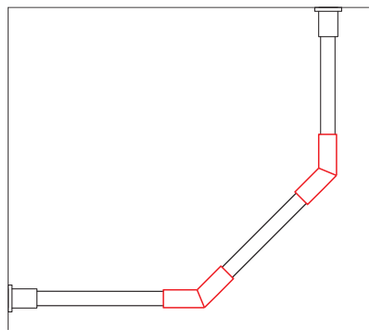

Raccordo angolare a 135° per barre fermavetro rotonde
Da utilizzare con tubo PKFTMG
Realizzato in fusione di acciaio inox Aisi 304

135° angular connection joint for shower round rods
Use with PKFTMG round pipe
Diecast Aisi 304 stainless steel manufacturing

			SSS	PSS

PKF49G



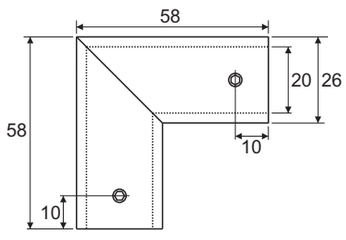

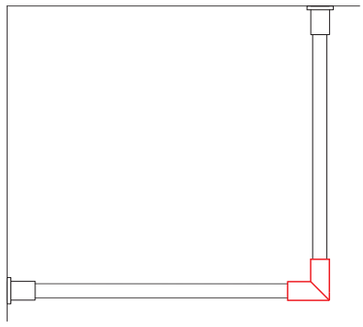

Raccordo angolare a 90° per barre fermavetro a sezione rotonda
Da utilizzare con tubo PKFTMG
Realizzato in fusione di acciaio inox Aisi 304

90° angular connection joint for shower round rods
Use with PKFTMG round pipe
Diecast Aisi 304 stainless steel manufacturing

			SSS	PSS

Catalogo def.indd 76 13/08/20 21:24

PKF39G



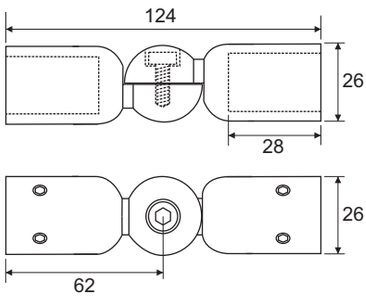

Raccordo angolare regolabile per barre fermavetro a sezione rotonda
Da utilizzare con tubo PKFTMG
Realizzato in fusione di ottone

Angular adjustable connection joint for shower round rods
Use with PKFTMG round pipe
Diecast brass manufacturing

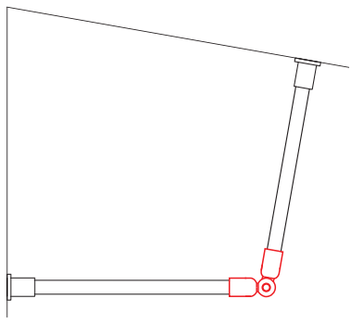

			C	SN

PKF30G



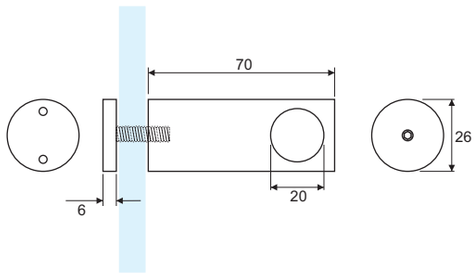

Giunto angolare a 90° vetro/barra a sezione rotonda
Da utilizzare con tubo PKFTMG
Realizzato in fusione di ottone

90°angular glass/round rod connection joint
Use with PKFTMG round pipe
Diecast brass manufacturing

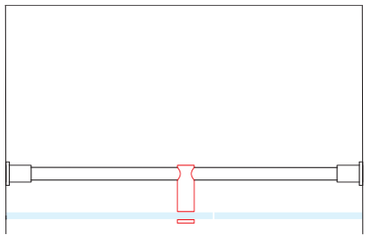

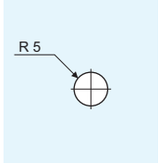

6-10			C	SN

Catalogo def.indd 77 13/08/20 21.24

PIPSOG CLAUDIT

BREVETTATO-PATENTED



PIPSOG CLAUDIT è il nuovo sistema scorrevole in alluminio per cabine doccia con SOFT-CLOSE a doppia azione che offre caratteristiche uniche:
Soft-close in chiusura e in apertura incluso in ogni kit
Grande robustezza del sistema che consente anche la realizzazione di luci molto ampie
Massima stabilità dell'anta garantita dai kit soft-close con carrelli guidati a 6 ruote che evitano pericolose oscillazioni del vetro
Ridotta distanza tra vetro fisso e porta scorrevole
Nessun elemento meccanico a vista, neanche all'interno della cabina doccia
Scelta tra due differenti sistemi diga a pavimento
Profili compensatori verticali con guarnizione incorporata

PIPSOG CLAUDIT is the new glass shower rooms sliding system with double action SOFT-CLOSE offering unique features:
All kits include sliding wheel-sets with soft-close
Great strength of the system allowing the creation of wide spans
Special 6 wheels driven carriage providing the highest stability of the door and avoiding dangerous swings
Reduced door to fixed glass distance
No functional element at sight, even inside the shower room
A choice between two different floor dam systems
Compensating vertical profiles with incorporated seal

I differenti set di profili si utilizzano in abbinamento con i kit scorrevoli PIPCS01G e PIPCS02G, rispettivamente per box doccia fino a 1200 mm e fino a 2200 mm, tutti dotati di soft-close
Realizzato in lega di alluminio
Lunghezza delle barre mm 1450 e 2200
I sistemi diga a pavimento e i profili verticali non sono inclusi e vanno ordinati separatamente

The profiles sets are used in combination with PIPCS01G (for max 1200 mm width rooms) and PIPCS02G (for max 2200 mm width rooms) kits, all equipped with soft-close unit
Aluminium alloy manufacturing
Bar lenght: 1450 and 2200 mm
The floor dam systems and the vertical profiles are not included and must be ordered separately

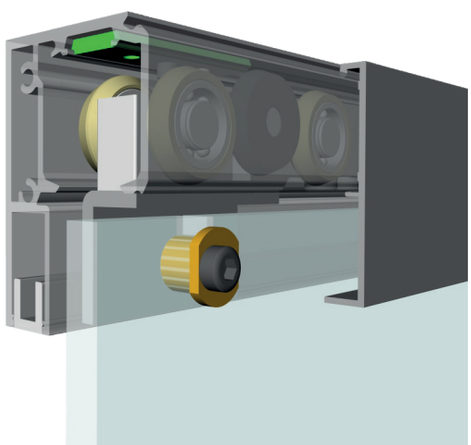



Catalogo def.indd 78 13/08/20 21:25

PIPC01G



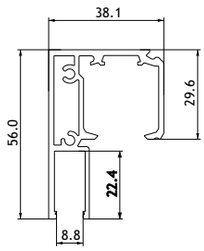

PIPSOG CLAUDIT profilo principale per chiusure doccia scorrevoli
Predisposto con alloggiamento per vetro fisso
Estruso in lega di alluminio
Lunghezza delle barre mm 1450-2200

PIPSOG CLAUDIT main profile for sliding shower rooms
Arranged with fixed glass slot
Extruded aluminium alloy
Bar lenght: 1450-2200 mm

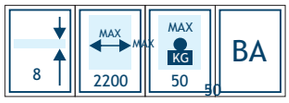

PIPC02G



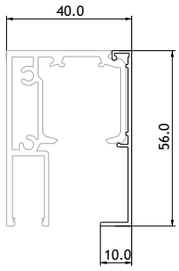

PIPSOG CLAUDIT copertina a scatto per PIPC01G
Estruso in lega di alluminio
Lunghezza delle barre mm 1450-2200

PIPSOG CLAUDIT clicking cover profile for PIPC01G
Extruded aluminium alloy
Bar lenght: 1450-2200 mm



PIPC03G



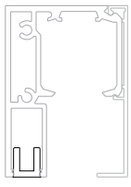

PIPSOG CLAUDIT profilo chiusura a scatto per PIPC01G e PIPD01G
Si utilizza per chiudere e rifinire l'alloggiamento del vetro fisso
Estruso in lega di alluminio
Lunghezza delle barre mm 1450-2200

PIPSOG CLAUDIT clicking closing profile for PIPC01G and PIPD01G
It is used to close and finish the slot of the fixed glass
Extruded aluminium alloy
Bar lenght: 1450-2200 mm

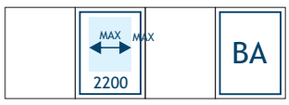

PIPC04G



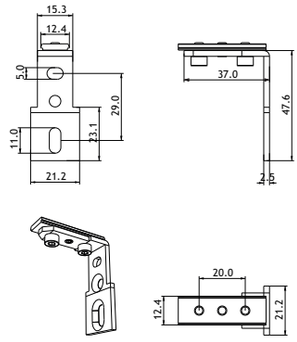

PIPSOG CLAUDIT squadretta regolabile per il fissaggio a parete del profilo PIPC01G
Si utilizza abbinato a PIPC05G per ottenere il fissaggio a vetro
Realizzata in acciaio inox Aisi 304

PIPSOG CLAUDIT adjustable bracket for PIPC01G profile wall mounting
Use with PIPC05G in order to get the glass fixing
Aisi 304 stainless steel manufacturing



Catalogo def.indd 79 13/08/20 21:25

Cerniere e componenti per box doccia
Shower rooms hinges and fitting

PIPC05G

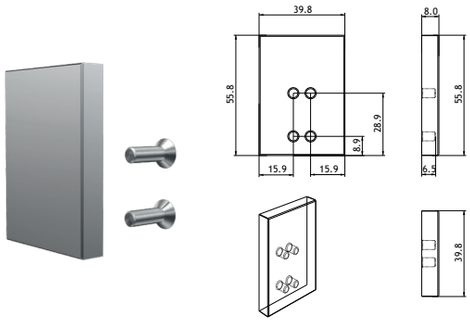

PIPSOG CLAUDIT coperchio terminale per il fissaggio a vetro del profilo PIPC01G, reversibile dx/sx
Si utilizza abbinato a PIPC04G
Completo di viti di fissaggio
Realizzato in lega di alluminio

PIPSOG CLAUDIT end cap for glass fixing of PIPC01G main profile, left/right reversible
To use in combination with PIPC04G
Mounting screws included
Aluminium alloy manufacturing

BA

PIPC06G

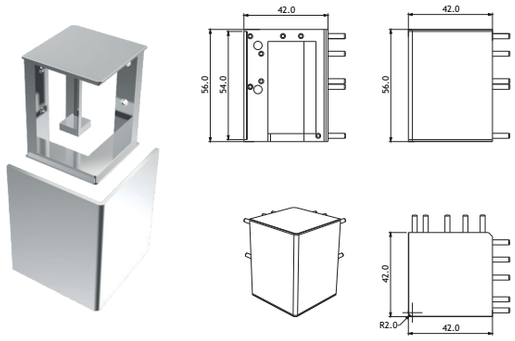

PIPSOG CLAUDIT raccordo a 90° per la realizzazione di cabine doccia angolari a doppia anta
Completo di viti di fissaggio
Realizzato in lega di zinco e lega di alluminio

PIPSOG CLAUDIT 90° connection joint used for double door shower rooms configurations
Mounting screws included
Zinc and aluminium alloy manufacturing

BA

PIPC07G

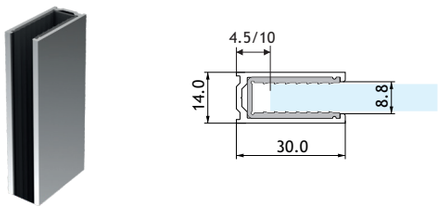

PIPSOG CLAUDIT profilo fermavetro compensatore verticale per vetro fisso
Si utilizza senza silicone grazie alla guarnizione interna
Estruso in lega di alluminio
Lunghezza delle barre mm 2200

PIPSOG CLAUDIT compensating vertical profiles
Silicon free thanks to the incorporated seal
Extruded aluminium alloy
Bar lenght: 2200 mm

8

BA

PIPC08G

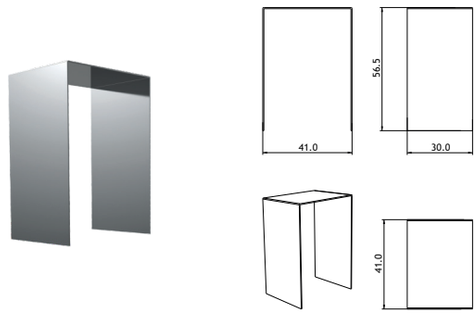

PIPSOG CLAUDIT angolare di finitura per PIPC01G
Rifinisce eventuali imprecisioni del fissaggio a parete
Realizzato in lega di alluminio

PIPSOG CLAUDIT finishing angular element for PIPC01G
It refines inaccuracies of the wall mounting
Aluminium alloy manufacturing

BA

Catalogo def.indd 80 13/08/20 21:25

PIPCS01G

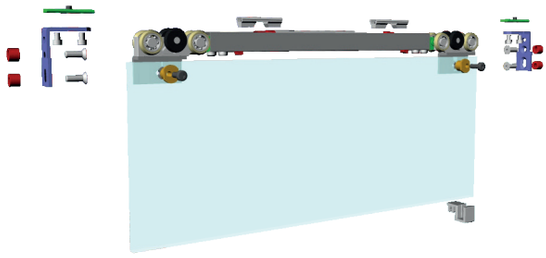

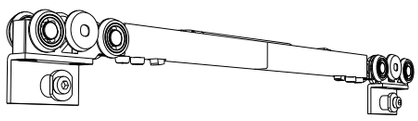

PIPSOG CLAUDIT kit 1 anta scorrevole costituito da:
2 pinze per vetro regolabili in acciaio inox Aisi 304, 1 unità soft-close bilaterale con 2 carrelli integrati, 2 attivatori, 1 guida pavimento, 3 elementi ad «U» in plastica per il montaggio del pannello fisso, 2 pz PIPC04G, 1 pz PIPC08G
Da utilizzarsi per cabine doccia di larghezza compresa tra mm 840 e 1200



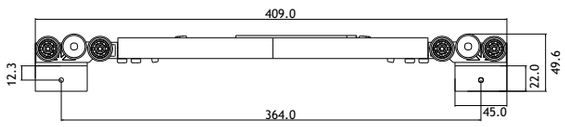

PIPSOG CLAUDIT sliding door set composed of:
2 adjustable Aisi 304 stainless steel glass clamps, 1 double action soft-close unit with 2 integrated carriages, 2 activators, 1 floor guide, 3 «U» shape plastic elements for fix glass mounting, 2 pcs PIPC04G, 1 pc PIPC08G
To be used for shower rooms between 840 and 1200 mm width





PIPCS02G

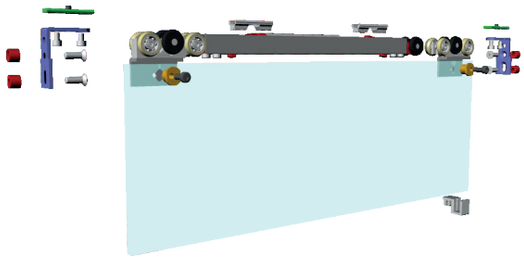

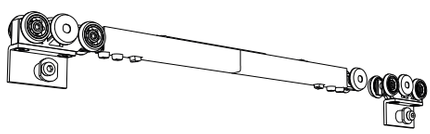

PIPSOG CLAUDIT kit 1 anta scorrevole costituito da:
2 pinze per vetro regolabili in acciaio inox Aisi 304, 1 unità soft-close bilaterale con 1 carrello integrato, 2 attivatori, 1 carrello in metallo, 1 guida pavimento, 3 elementi ad «U» per il montaggio del pannello fisso, 2 pz PIPC04G, 1 pc PIPC08G
Da utilizzarsi per cabine doccia di larghezza compresa tra mm 1100 e 2200



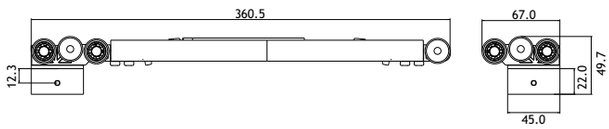

PIPSOG CLAUDIT sliding door set composed of:
2 adjustable Aisi 304 stainless steel glass clamps, 1 double action soft-close unit with 1 integrated carriages, 1 metal carriage, 2 activators, 1 floor guide, 3 «U» shape plastic elements for fix glass mounting, 2 pcs PIPC04G, 1 pc PIPC08G
To be used for shower rooms between 1100 and 2200 mm width





Catalogo def.indd 81 13/08/20 21:25

PIPCKM-145G/PIPCKM-220G



PIPSOG CLAUDIT kit profili per cabine doccia in nicchia disponibile in due misure e costituito da:
1 pz IPC01, 1 pz PIPC02G, 1 pz PIPC03G
Estruso in lega di alluminio
Lunghezza delle barre mm 1450 e 2200 a seconda del kit
DA USARSI CON PIPCS01G o PIPCS02G IN BASE ALLA LARGHEZZA DEL BOX
Profili fermavetro verticali PIPC07G non compresi

PIPSOG CLAUDIT profiles set for wall niche shower rooms available in two sizes and composed of:
1 pc PIPC01G, 1 pc PIPC02G, 1 pc PIPC03G
Extruded aluminium alloy
Bar lenght: 1450 and 2200 mm according to the set
TO BE USED WITH IPCS01 OR PIPCS02G ACCORDING TO SHOWER ROOM WIDTH
PIPC07G vertical profiles not included





PIPCKV-145G/PIPCKV-220G



PIPSOG CLAUDIT kit profili per cabine doccia con una spalla in vetro disponibile in due misure e costituito da:
1 pz PIPC01G, 1 pz PIPC02G, 1 pz PIPC03G, 1 pz PIPC05G
Estruso in lega di alluminio
Lunghezza delle barre mm 1450 e 2200 a seconda del kit
DA USARSI CON PIPCS01G O PIPCS02G SECONDO LA LARGHEZZA DEL BOX
Profili fermavetro verticali PIPC07G non compresi

PIPSOG CLAUDIT profiles set for glass/wall niche shower rooms available in two sizes and composed of:
1 pc PIPC01G, 1 pc PIPC02G, 1 pc PIPC03G, 1 pc PIPC05G
Extruded aluminium alloy
Bar lenght: 1450 and 2200 mm according to the set
TO BE USED WITH PIPCS01G OR PIPCS02G ACCORDING TO SHOWER ROOM WIDTH
PIPC07G vertical profiles not included

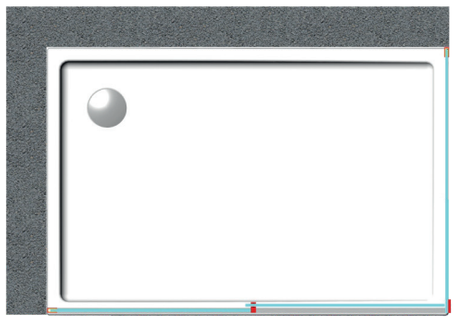

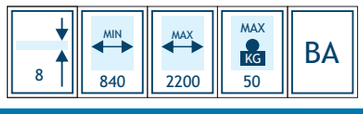

Catalogo def.indd 82 13/08/20 21:25

PIPCKV2-145G/PIPCKV2-220G



PIPSOG-CLAUDIT kit profili per cabine doccia con due spalle in vetro disponibile nelle misure 145 o 220 cm e costituito da:
1 pz PIPC01G, 1 pz PIPC02G, 1 pz PIPC03G, 2 pz PIPC05G
Estruso in lega di alluminio
Lunghezza delle barre mm 1450 e 2200 a seconda del kit
DA USARSI CON PIPCS01G O PIPCS02G SECONDO LA LARGHEZZA DEL BOX
Profili fermavetro verticali PIPC07G non compresi

PIPSOG CLAUDIT profiles set for glass/glass niche shower rooms available in two sizes and composed of:
1 pc PIPC01G, 1 pc PIPC02G, 1 pc PIPC03G, 2 pc PIPC05G
Extruded aluminium alloy
Bar lenght: 1450 and 2200 mm according to the set
TO BE USED WITH PIPCS01G OR PIPCS02G ACCORDING TO SHOWER ROOM WIDTH
PIPC07G vertical profiles not included



8	MIN 900	MAX 2200	MAX KG 50	BA

PIPCK90G



PIPSOG-CLAUDIT kit profili per cabine doccia doppia anta a 90° disponibile in unica misura e costituito da:
2 pz PIPC01G, 2 pz PIPC02G, 2 pz PIPC03G, 1 pz PIPC06G
Estruso in lega di alluminio
Lunghezza delle barre mm 1100
DA USARSI CON 2 KIT PIPCS01G
Profili fermavetro verticali PIPC07G non compresi

PIPSOG CLAUDIT profiles set for 90° double door shower rooms available in one size and composed of:
2 pc PIPC01G, 2 pc PIPC02G, 2 pc PIPC03G, 2 pc PIPC04G, 1 pc PIPC06G
Extruded aluminium alloy
Bar lenght: 1100 mm
TO BE USED WITH TWO PIPCS01G SETS
PIPC07G vertical profiles not included



8	MIN 840	MAX 1000	MAX KG 50	BA

Catalogo def.indd 83 13/08/20 21:25

PIPSOG CLAUDIT - SISTEMI DIGA SAEPTUM E REDUCTA

PIPSOG CLAUDIT sistemi per il fissaggio e la finitura della zona a pavimento dei box doccia scorrevoli serie PIPC
Due differenti soluzioni sono disponibili:

-SAEPTUM con vetro fisso inserito in profilo diga continuo PIPD01G + profilo cover a scatto PIPC03G

-REDUCTA con vetro fisso a filo piatto doccia, barriera ridotta PIPD02G, accessorio porta guida a pavimento PIPD03G, fermavetro PIPD04G, giunto angolare PIPD05G

PIPSOG CLAUDIT water containment and floor area finishing systems for PIPCG series shower rooms
Two different solutions are available:

-SAEPTUM with fixed glass inserted into PIPD01G floor dam profile + PIPC03G clicking closing profile

-REDUCTA with fixed glass flush mounting, PIPD02G low profile floor dam, PIPD03G guide holder, PIPD04G glass holder, PIPD05G corner joint





SAEPTUM



REDUCTA

PIPD01G

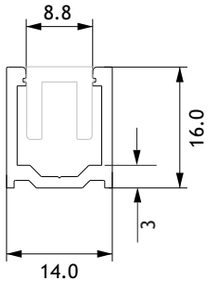



PIPSOG CLAUDIT SAEPTUM canalina di contenimento per sistemi IPC, MS, RS e TS
Estruso in lega di alluminio
Lunghezza delle barre mm 1450-2200

PIPSOG CLAUDIT SAEPTUM floor dam profile for IPC, MS, RS and TS systems
Extruded aluminium alloy
Bar lenght: 1450-2200 mm



PIPD03G



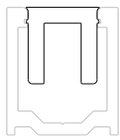

PIPSOG CLAUDIT SAEPTUM profilo chiusura a scatto per PIPC01G e PIPD01G
Si utilizza per chiudere e rifinire la canalina PIPD01G
Estruso in lega di alluminio
Lunghezza delle barre mm 1450-2200

PIPSOG CLAUDIT SAEPTUM clicking closing profile for PIPC01G and PIPD01G
It is used to close and finish the slots of the fixed glass
Extruded aluminium alloy
Bar lenght: 1450-2200 mm



Catalogo def.indd 84 13/08/20 21:25

PIPD02G



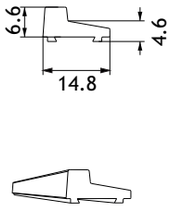

PIPSOG CLAUDIT REDUCTA profilo di contenimento sagomato per sistemi IPC ma anche MS, RS e TS e box doccia con anta a battente
Da fissare con silicone strutturale o bi-adesivo resistente all'acqua
Estruso in lega di alluminio
Lunghezza delle barre mm 1100-2200

PIPSOG CLAUDIT REDUCTA low profile floor dam for IPC system
It also works with MS, RS and TS systems and with hinged shower rooms
To be fixed with structural silicone or water-resistant self-adhesive tape
Extruded aluminium alloy
Bar lenght: 1100-2200 mm



PIPD03DG/PIPD03SG



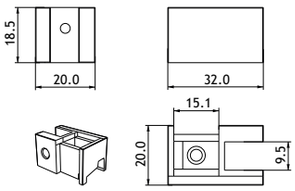

PIPSOG CLAUDIT REDUCTA elemento porta guida a pavimento con sedi per vetro fisso e per profilo PIPD02G, da fissare direttamente al piatto doccia
Disponibile in versione destra o sinistra, si utilizza con la guida a pavimento fornita nei kit PIPCS01G e PIPCS02G
Realizzato in fusione di acciaio inox Aisi 304

PIPSOG CLAUDIT REDUCTA floor guide adaptor with housing for fix glass and PIPD02G profile to be directly mounted on the shower tray
Right and left model available, it is used together with the floor guide included in PIPCS01G and PIPCS02G sets
Diecast Aisi 304 stainless steel manufacturing



PIPDO4DG/PIPD04SG



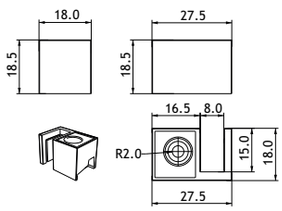

PIPSOG CLAUDIT REDUCTA elemento di fissaggio a pavimento per vetro laterale con sede per profilo PIPD02G, da fissare direttamente al piatto doccia
Disponibile in versione destra o sinistra
Tappo coprivite incluso nei kit PIPCS01G e PIPCS02G
Realizzato in fusione di acciaio inox Aisi 304

PIPSOG CLAUDIT REDUCTA side glass fixing element with PIPD02G profile housing, to be mounted on the shower tray
Right and left model availables
Screw cover plug included in PIPCS01G and PIPCS02G sets
Diecast Aisi 304 stainless steel manufacturing



PIPD05G



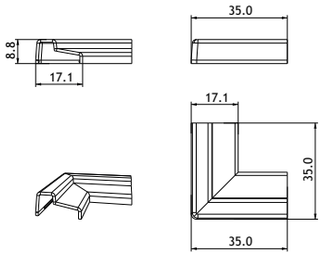

PIPSOG CLAUDIT REDUCTA elemento di giunzione a 90° per profilo di contenimento PIPD02G
Realizzato in nylon metallizzato

PIPSOG CLAUDIT REDUCTA 90° angular connection joint for PIPD02G floor dam
Metallized nylon manufacturing



Catalogo def.indd 85 13/08/20 21:25

PSAE-145G/PSAE-220G



PIPSOG CLAUDIT kit profili SAEPTUM per cabine doccia a un'anta disponibile in due misure e costituito da: 1 pz PIPD01G
La guida a pavimento e gli elementi da applicare sulla testa del profilo sono già compresi nei kit PIPCS0G1 e PIPCS02G. Il profilo di chiusura PIPC03G è già compreso nei kit profili di scorrimento
Estruso in lega di alluminio
Lunghezza della barra mm 1450 e 2200 a seconda del kit

PIPSOG CLAUDIT SAEPTUM profiles set for single door shower rooms available in two sizes and composed of: 1 pc PIPD01G
Floor guide and bar end finishing elements are included in PIPCS01G and PIPCS02G sets
PIPC03G clicking closing profile is included in the rail sets
Extruded aluminium alloy
Bar lenght: 1450 and 2200 mm according to the set

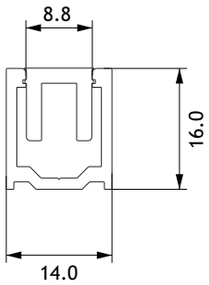

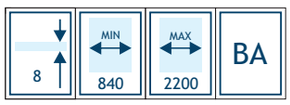

PSAE90G



PIPSOG CLAUDIT kit profili SAEPTUM per cabine doccia a doppia anta a 90°costituito da:
2 pz PIPD01G. Le guide a pavimento sono già comprese nel kit PIPCS01G
Il profilo di chiusura PIPC03G è già compreso nei kit profili di scorrimento
Estruso in lega di alluminio
Lunghezza delle barre mm 1100

PIPSOG CLAUDIT SAEPTUM profiles set for 90°double door shower rooms available in one size and composed of: 2 pc PIPD01G
Floor guides are included in PIPCS01G set
PIPC03G clicking closing profile is included in the rail sets
Extruded aluminium alloy
Bars lenght: 1100 mm

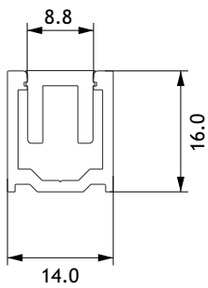



Catalogo def.indd 86 13/08/20 21:25

PRED-MDG/PRED-MSG

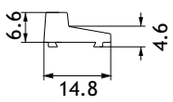



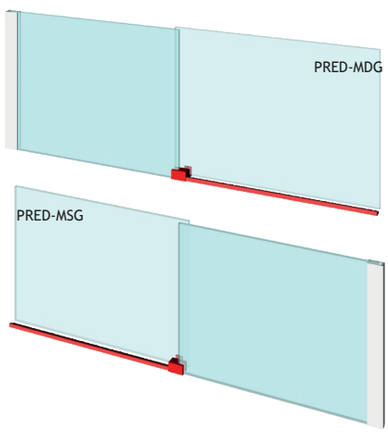

PIPSOG CLAUDIT kit profili REDUCTA per cabine doccia in nicchia costituito da:
1 pz PIPD02G, 1 pz PIPD03DG/PIPD03SG. La guida a pavimento è già compresa nei kit PIPCS01G e PIPCS02G
Disponibile in versione destra (cod. PRED-MDG) e sinistra (cod. PRED-MSG)
Estruso in lega di alluminio/acciaio inox Aisi 304
Lunghezza del profilo 1100 mm

PIPSOG CLAUDIT REDUCTA profiles set for wall niche shower rooms composed of:
1 pc PIPD02G, 1 pc PIPD03DG/PIPD03SG. Floor guide is included in PIPCS01G AND PIPCS02G sets
Right (code PRED-MDG) and left (code PRED-MSG) version available
Extruded aluminium alloy/Aisi 304 stainless steel
Bar lenght: 1100 mm



PRED-VDG/PRED-VSG

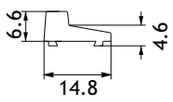



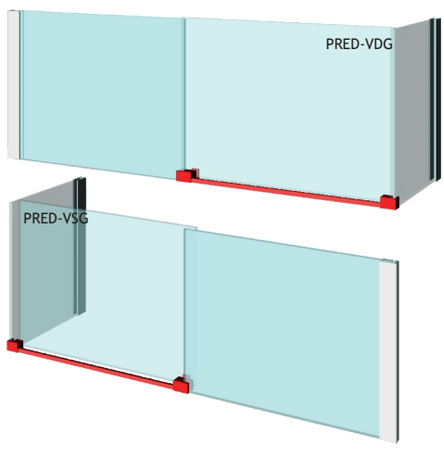

PIPSOG CLAUDIT kit profili REDUCTA per cabine doccia con una o due spalle in vetro costituito da:
1 pz PIPD02G, 1 pz PIPD03DG/PIPD03SG, 1 pz PIPD04DG/PIPD04SG. La guida a pavimento e l'elemento di finitura da applicare su PIPD04G sono già compresi nei kit PIPCS01G e PIPCS02G.
Disponibile in versione destra (cod. PRED-VDG) e sinistra (cod. PRED-VSG)
Estruso in lega di alluminio/acciaio inox Aisi 304
Lunghezza del profilo 1100 mm

PIPSOG CLAUDIT REDUCTA profiles set for glass/wall and glass/glass niche shower rooms composed of:
1 pc PIPD02G, 1 pc PIPD03DG/PIPD03SG, 1 pz PIPD04DG/PIPD04SG. Floor guide and PIPD04G finishing element are included in PIPCS01G and PIPCS02G sets
Right (code PRED-VDG) and left (code PRED-VSG) version available
Extruded aluminium alloy/Aisi 304 stainless steel
Bar lenght: 1100 mm



Catalogo def.indd 87 13/08/20 21:25

PRED90G



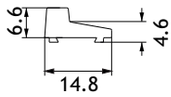

PIPSOG CLAUDIT kit profili REDUCTA per cabine doccia a doppia anta a 90°costituito da:
2 pz PIPD02G, 1 pz PIPD03DG, 1 pz PIPD03SG, 1 pz PIPD05G. Le guide a pavimento sono già comprese nel kit PIPCS01G
Estruso in lega di alluminio/acciaio inox aisi 304
Lunghezza del profilo 550 mm

PIPSOG CLAUDIT REDUCTA profiles set for 90° double door shower rooms composed of:
2 pc PIPD02G, 1 pc PIPD03DG, 1 pc PIPD03SG, 1 pc PIPD05G. Floor guides are included in PIPCS01G set
Extruded aluminium alloy/Aisi 304 stainless steel
Bars lenght: 550 mm

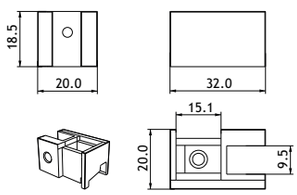



PIPH01G

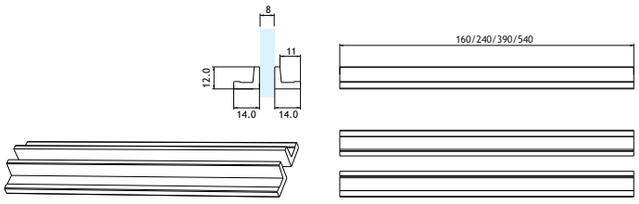



Coppia di maniglie per box doccia scorrevoli
Non richiedono la foratura del vetro
Il design è studiato per consentire un'apertura agevole anche nelle soluzioni a doppia anta a 90°
Fissaggio a vetro mediante bi-adesivo VHB® 3M resistente all'acqua, al calore e alle dilatazioni termiche
Realizzate in lega di alluminio
Disponibili in lunghezza 160, 240, 390 e 540 mm

Pair of sliding shower doors handles
Not requiring glass drilling
The design is studied to allow comfortable opening even in 90° double-door solutions
Fixed to the glass with water, heat and thermal dilatation resistant 3M VHB® adhesive tape
Aluminium alloy manufacturing
Available 160, 240, 390, 540 mm lenghts

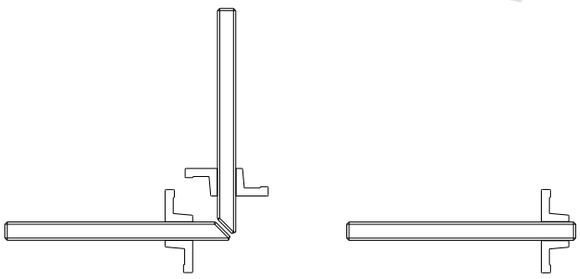



Catalogo def.indd 88 13/08/20 21:25

PIPSOG CLAUDIT

PIPCKMG

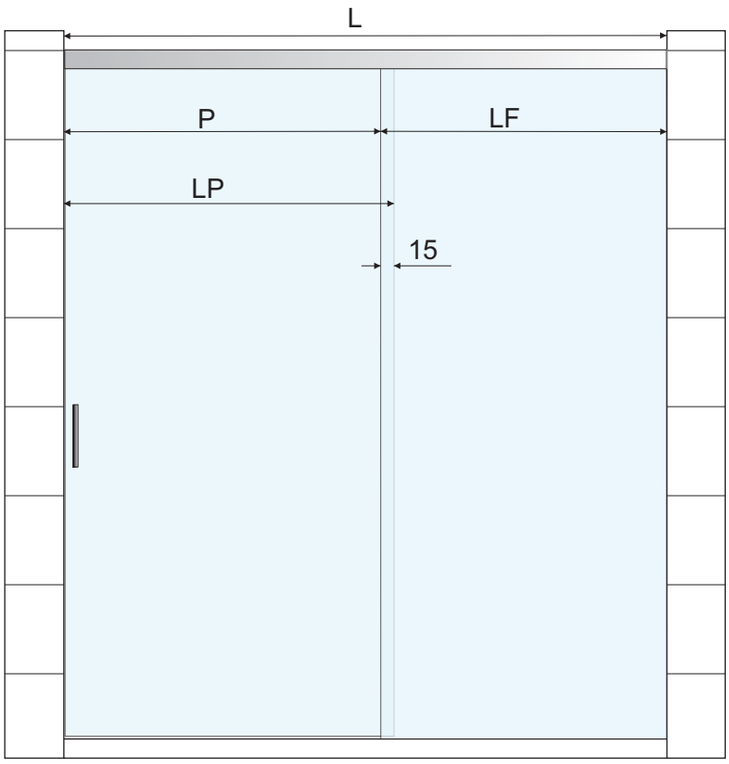

Dimensionamento dei vetri per kit PIPCKMG (nicchia a muro) calcolato per vetri spessore 8 mm

Larghezza del vano (L) = compresa tra 840 e 2200 mm scegliendo tra due i kit profili disponibili
Larghezza del vetro fisso (LF) = ½ L
Larghezza della porta (LP) = ½ L + 15 mm
Passaggio (P) = ½ L - 15 mm

La rotaia è fornita con lunghezza 1450 mm o 2200 mm a seconda del kit. Tagliarne un'estremità in funzione della misura necessaria

Suggeriamo l'uso della guarnizione adesiva AS2R (disponibile a parte) da applicare sul bordo di chiusura della porta. Questo rende superflua la lavorazione da mm 21 x 5 riportata sull'anta. Inoltre consigliamo in tal caso di ridurre LP di 4 mm

Utilizzando il profilo PIPC07G per il montaggio del pannello fisso ed il profilo di contenimento a pavimento PIPD01G, le misure del vetro andranno ridotte in funzione dell'ingombro dovuto ai profili stessi. Vi invitiamo a fare riferimento alle schede tecniche dei due articoli

Maniglie consigliate: serie PIPH01G

Glass sizing for PIPCKMG sets (wall niche) calculated on 8 mm glass thickness

Niche width (L) = 840-2200 mm choosing between two available profile sets
Fixed glass width (LF) = ½ L
Door width (LP) = ½ L + 15 mm
Passage (P) = ½ L - 15 mm

The track is supplied in 1450 or 2200 mm lenght, according to the profiles set. Cut off one end to the extent necessary

We recommend to apply AS2R adhesive ball seal (available extra) on the glass door edge. This obviates the mm. 21 x 5 cut-out machining reported on the door. In this case we also suggest a LP size reduction of 4 mm

When mounting the fixed and side panels with the PIPC07G vertical profile and the PIPD01G containment floor profile, the glass size will be reduced according to the space requested by the profiles themselves Please refer to the items data sheets

Suggested handles: PIPH01G series

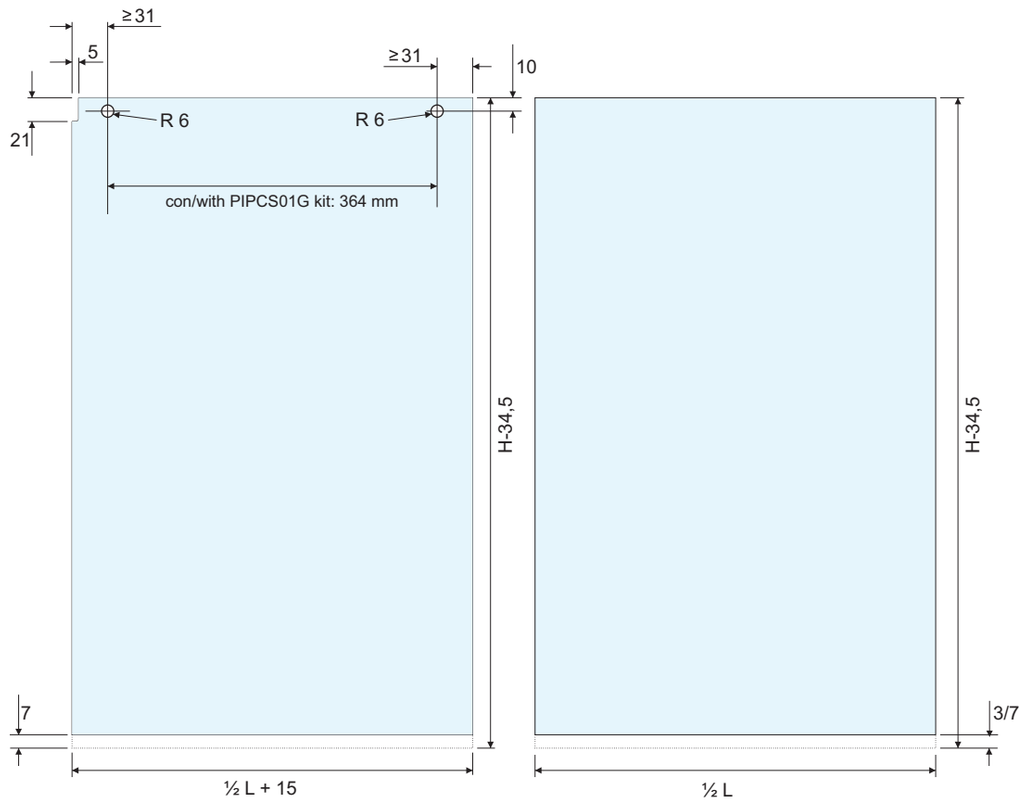

Catalogo def.indd 89 13/08/20 21:25

PIPSOG CLAUDIT

PIPCKVG/PIPCKV2G



Dimensionamento dei vetri per kit PIPCKVG (nicchia muro/vetro) e PIPCKV2GG (nicchia vetro/vetro) calcolato per vetri spessore 8 mm

Larghezza del vano (L) = compresa tra 840 e 2200 mm scegliendo tra due i kit profili disponibili
Larghezza del vetro fisso (LF) = ½ L
Larghezza della porta (LP) = ½ L + 15 mm
Passaggio (P) = ½ L - 15 mm

La rotaia è fornita con lunghezza 1450 mm o 2200 mm a seconda del kit. Tagliarne un'estremità in funzione della misura necessaria

Suggeriamo l'uso della guarnizione adesiva AS2R (disponibile a parte) da applicare sul bordo di chiusura della porta. Questo rende superflua la lavorazione da mm. 21 x 5 riportata sull'anta. Inoltre consigliamo in tal caso di ridurre LP di 4 mm

Utilizzando il profilo PIPC07G per il montaggio del pannello fisso ed il profilo di contenimento a pavimento PIPD01G, le misure del vetro andranno ridotte in funzione dell'ingombro dovuto ai profili stessi. Vi invitiamo a fare riferimento alle schede tecniche dei due articoli

Maniglie consigliate: serie PIPH01G

Glass sizing for PIPCKVG sets (glass/wall niche) and PIPCKV2G (glass/glass niche) calculated on 8 mm glass thickness

Niche width (L) = 840-2200 mm choosing between two available profile sets
Fixed glass width (LF) = ½ L
Door width (LP) = ½ L + 15 mm
Passage (P) = ½ L - 15 mm

The track is supplied in 1450 or 2200 mm lenght, according to the profiles set. Cut off one end to the extent necessary

We recommend to apply AS2R adhesive ball seal (available extra) on the glass door edge. This obviates the mm. 21 x 5 cut-out machining reported on the door. In this case we also suggest a LP size reduction of 4 mm

When mounting the fixed and side panels with the PIPC07G vertical profile and the PIPD01G containment floor profile, the glass size will be reduced according to the space requested by the profiles themselves
Please refer to the two items data sheets

Suggested handles: PIPH01G series

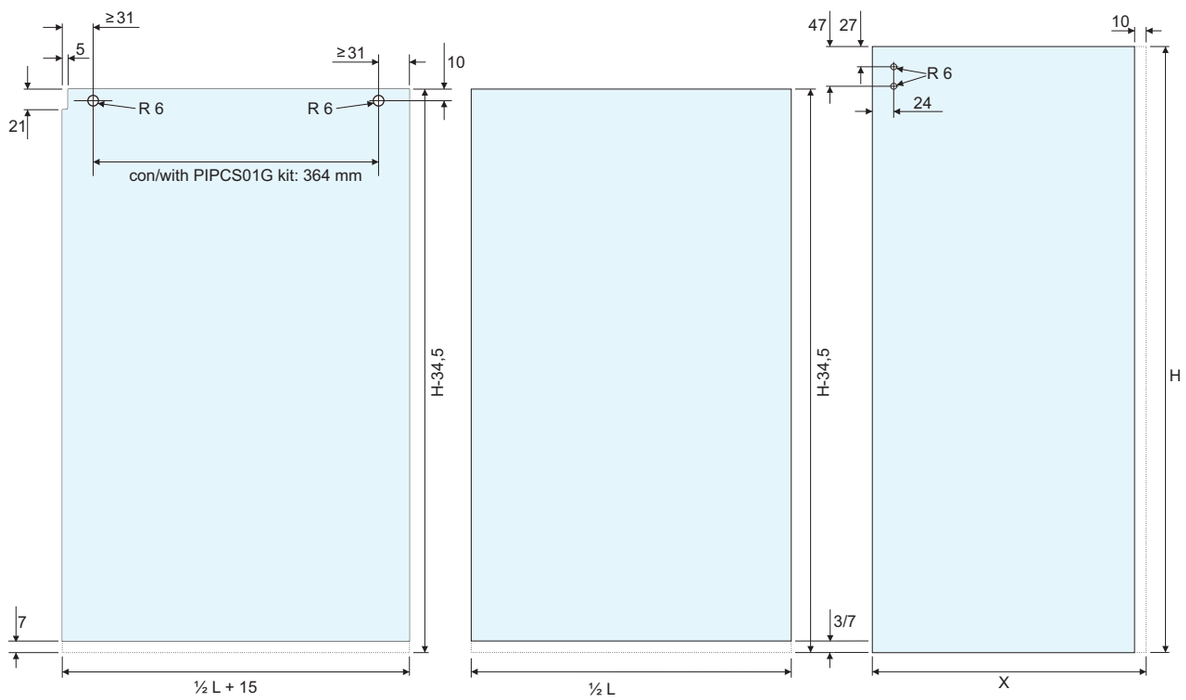

Catalogo def.indd 90 13/08/20 21:25

PIPSOG CLAUDIT

PIPCK90G

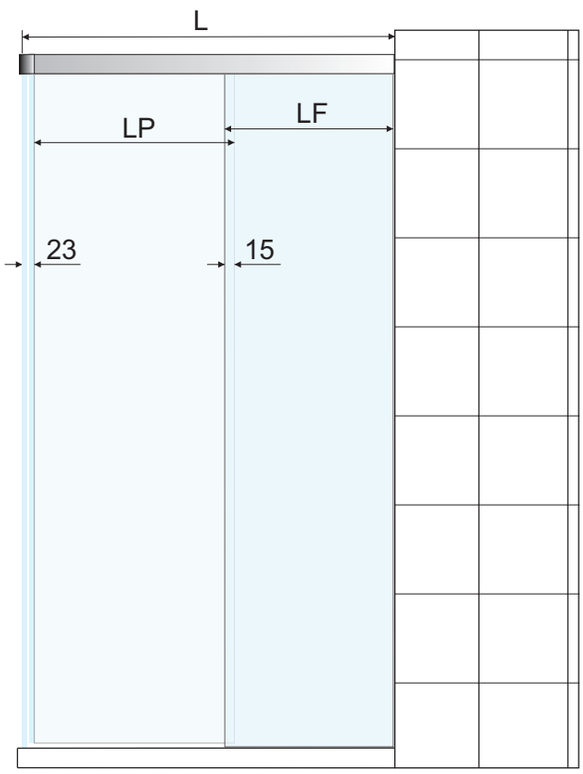

Dimensionamento dei vetri per kit PIPCK90G (box doccia ad angolo) calcolato per spessore 8 mm.

Larghezza cabina (L) = 900-1000 mm. Si possono realizzare cabine doccia a doppia anta più grandi a patto che la larghezza delle porte non ecceda i 510 mm
Larghezza fisso (LF) = L-23mm/2
Larghezza porta (LP) = LF + 15 mm

La rotaia è fornita con lunghezza 1100 mm. Tagliarne un'estremità in funzione della misura necessaria. Su richiesta sono disponibili misure superiori.

Suggeriamo l'uso della guarnizione adesiva AS2R (disponibile a parte) su entrambe i bordi anta che vanno a combaciare.
Per ottenere il miglior risultato estetico consigliamo la molatura delle ante con bisellatura a 45°: in questo caso aumentare la larghezza massima delle ante di 7 mm, e di 4 mm se si utilizza la guarnizione adesiva AS2R sul bordo di una di esse

Utilizzando il profilo PIPC07G per il montaggio del pannello fisso ed il profilo di contenimento a pavimento PIPD01G le misure del vetro andranno ridotte in funzione dell'ingombro dovuto ai profili stessi. Vi invitiamo a fare riferimento alle schede tecniche dei due articoli

Maniglie consigliate: serie PIPH01G

Glass sizing for PIPCK90G sets (90° corner shower room) calculated on 8 mm glass thickness

Shower room width (L) = 900-1000 mm (larger rooms are achievable if the door width does not exceed 510 mm)
Fixed glass width (LF) = L-23/2
Door width (LP) = LF+ 15 mm

The track is supplied wth 1100 mm lenght. Cut off one end to the extent necessary

We recommend to apply AS2R adhesive ball seal (available extra) on both the glass door edges.
For best looking grind the doors edges with 45° beveling: in this case we suggest to increase LP size (7mm or 4mm with AS2R on one door edge only)

When mounting the fixed and side panels with the PIPC07G vertical profile and the PIPD01G containment floor profile the glass size will be reduced according the space required by the profiles themselves
Please refer to the two items data sheets

Suggested handles: PIPH01G series

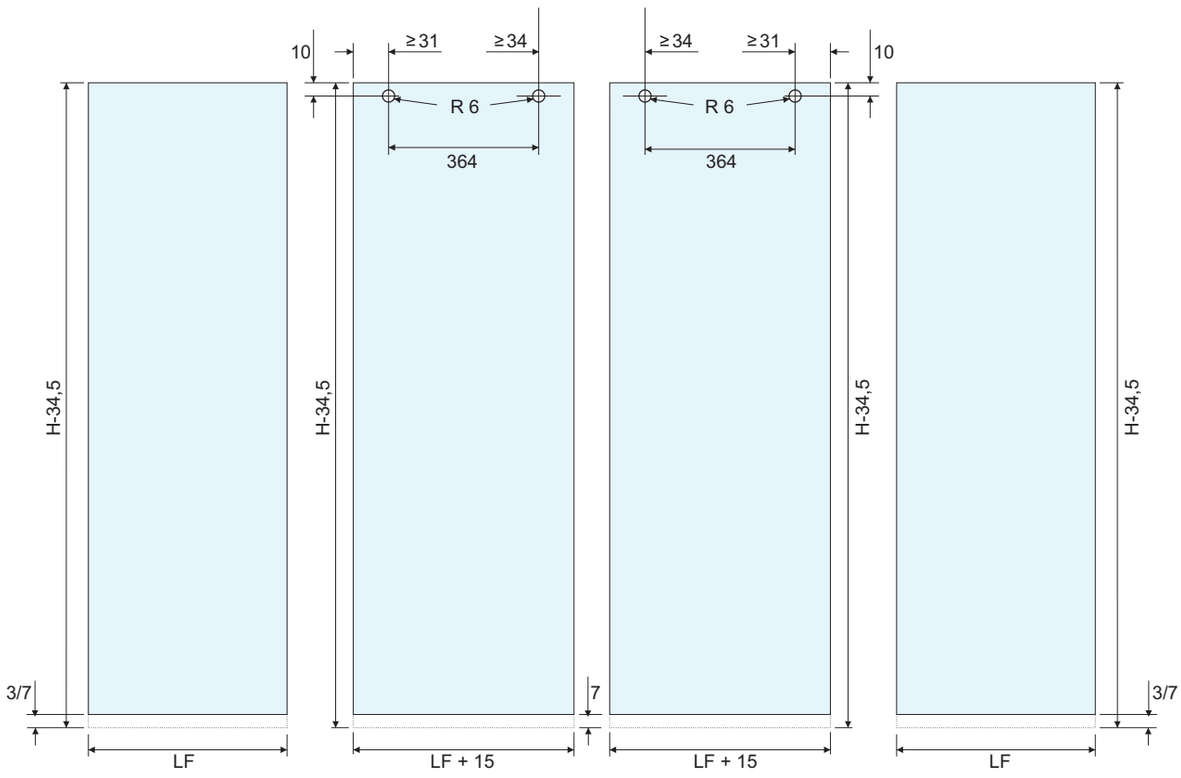

Catalogo def.indd 91 13/08/20 21:25

PIPSOG CLAUDIT

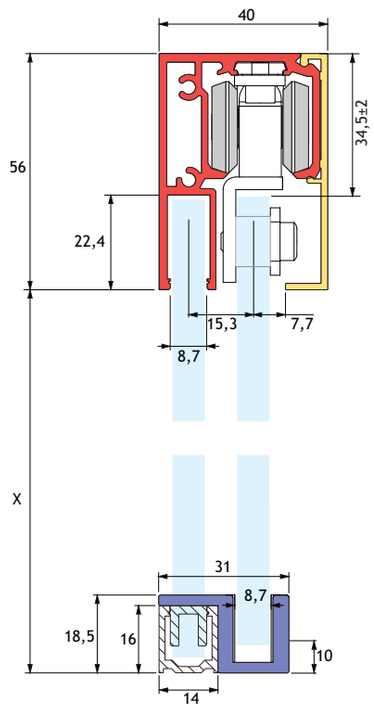

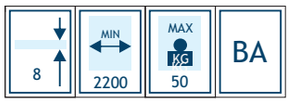

PIPSOG CLAUDIT

POSIZIONAMENTO DI PIPC04G/PIPC04G SET-UP

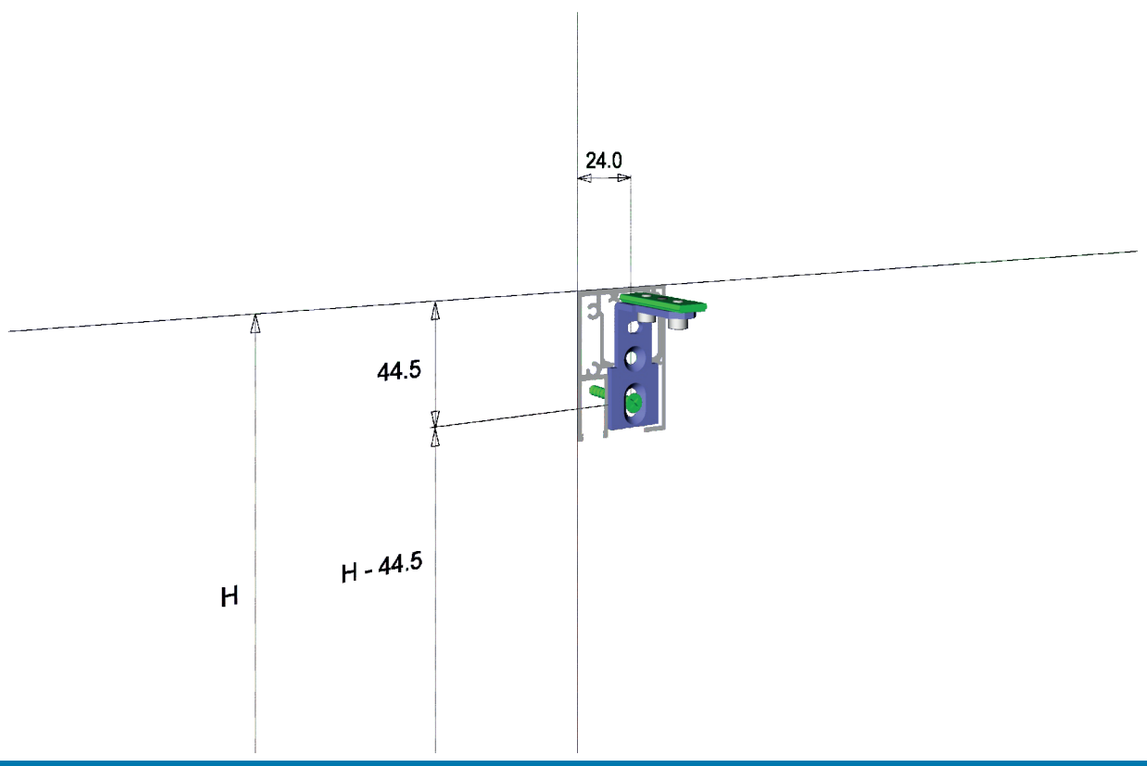

Catalogo def.indd 92 13/08/20 21:25

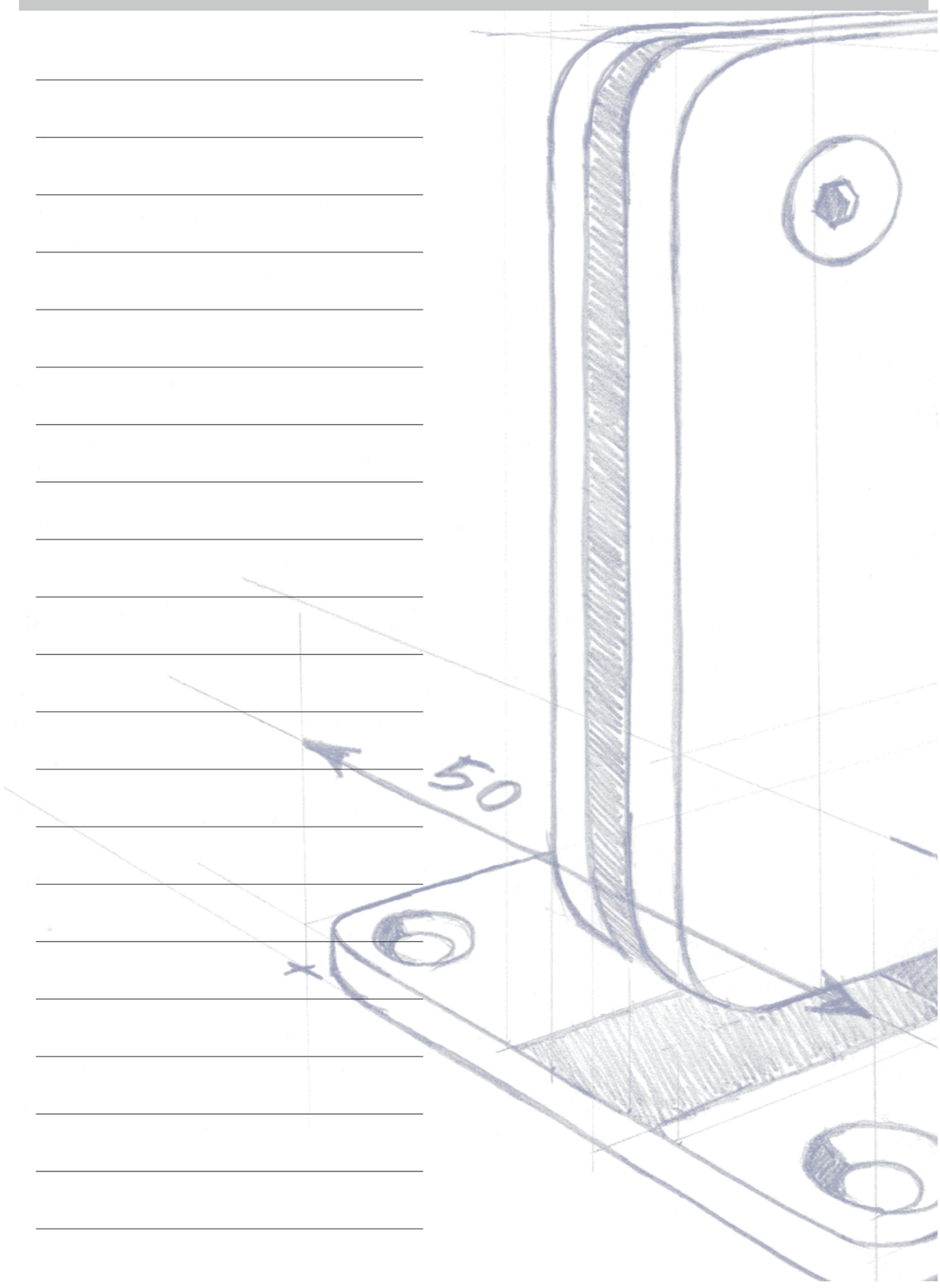

Catalogo def.indd 93 13/08/20 21:25

RS SYSTEM

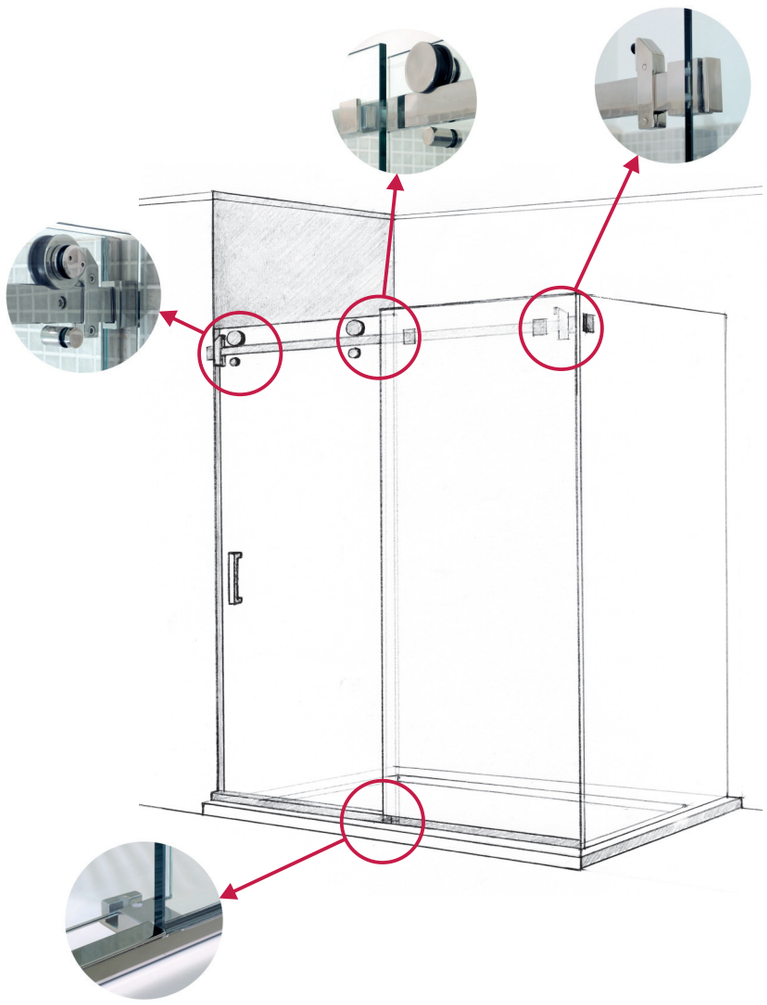



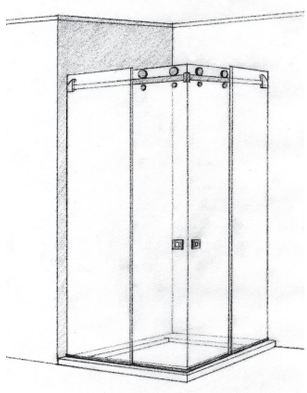

Sistema tecnico a vista per box doccia scorrevoli
Rotaia di scorrimento a sezione rettangolare 10*30 mm
Movimento silenzioso su cuscinetti a sfera
Regolazione in altezza dei carrelli
Realizzato completamente in acciaio inox Aisi 304
Larghezza massima realizzabile mm 2000

At sight technical sliding shower rooms system
Rectangular 10*30 mm sliding track
Silent ball bearing rollers
Rollers height adjustement
Full Aisi 304 stainless steel manufacturing
Max shower room width 2000 mm





Catalogo def.indd 94 13/08/20 21:25

RS SYSTEM

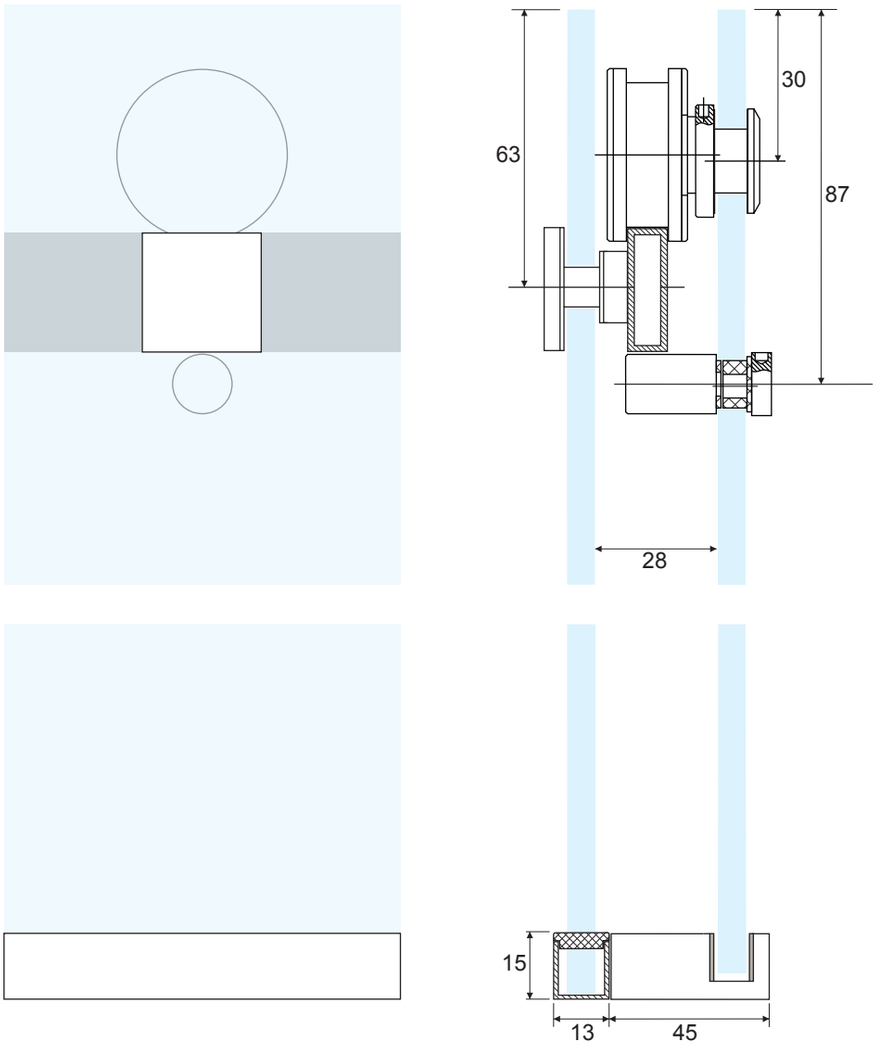

Codice kit Set code	Tipo di impiego Appliance	Componenti Components
PRSKMG	Nicchia a muro Wall niche	PRS01G=2 pcs. - PRS02G=2 pcs. - PRS03G=2 pcs. - GR - PS04PG=1 pc. PRS05G=1 pc. - PRS06G=2 pc. - PRS08G (track)=1 pc.
PRSKVG	Nicchia una spalla vetro Niche set with 1 side glass	PRS01G=2 pcs. - PRS02G=2 pcs. - PRS03G=2 pcs. - GR - PS04PG=1 pc. PRS05G=1 pc. - PRS06G=2 pc. - PRS06VG=1pc. - PRS08G (track)=1 pc.
PRSKV2G	Nicchia due spalle vetro Niche set with 2 side glas	PRS01G=2 pcs. - PRS02G=2 pcs. - PRS03G=2 pcs. - PRS04G=1 pc. PRS05G=1 pc. - PRS06G=2 pc. - PRS06VG=2pc. - PRS08G (track)=1 pc.
PRSK90G	Box doccia ad angolo Corner room set	PRS01G=4 pcs. - PRS02G=4 pcs. - PRS03G=4 pcs. - PRS04G=2 pc. PRS05G=2 pc. - PRS06G=2 pc. - PARS08G (track)=1 pc. - PRS09G=1 pc

Catalogo def.indd 95 13/08/20 21:25

Cerniere e componenti per box doccia
Shower rooms hinges and fitting

PRS01G



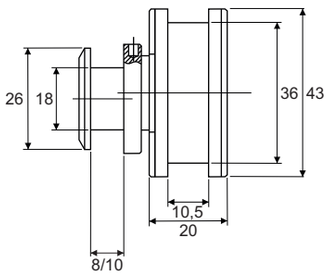

Carrello diametro 43 mm per rotaia PRS08G
Movimento silenzioso su cuscinetti a sfera
Regolazione eccentrica ± 1,5 mm
Realizzato in acciaio inox Aisi 304

43 mm diameter roller for PRS08G track
Silent ball bearing rolling
± 1,5 mm eccentric height adjustment
Aisi 304 stainless steel manufacturing



PRS02G



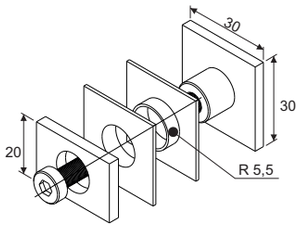

Elemento di fissaggio vetro/barra per rotaia PRS08G
Realizzato in fusione di acciaio inox Aisi 304

Glass to track fixing element for PRS08G track
Diecast Aisi 304 stainless steel manufacturing



PRS03G



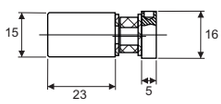

Perno anti-scarrucolamento per carrello PRS01G
Regolazione eccentrica ± 1,5 mm
Realizzato in acciaio inox Aisi 304

Anti-lift pin for PRS01G roller
± 1,5 mm eccentric height adjustment
Aisi 304 stainless steel manufacturing



PRS03G-PRS05G



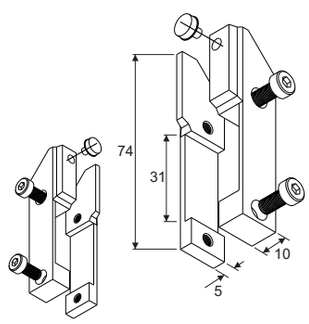

Stopper destro (PRS04G) e sinistro (PRS05G) per sistema RS
Realizzati in fusione di acciaio inox Aisi 304

Right (PRS04G) or left (PRS05G) stops for RS system
Diecast Aisi 304 stainless steel manufacturing



Catalogo def.indd 96 13/08/20 21:25

PRS06G



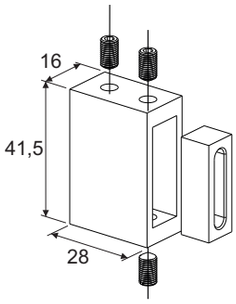

Terminale di fissaggio a muro per rotaia PRS08G
Realizzata in fusione di acciaio inox Aisi 304

Wall fixing track end for PRS08G track
Diecast Aisi 304 stainless steel manufacturing

			SSS	PSS

PRS06VG



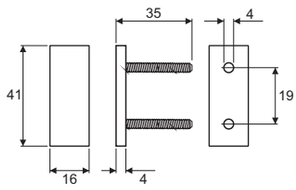

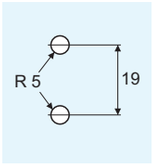

Borchia di fissaggio a vetro per terminale PRS06G
Realizzata in acciaio inox Aisi 304

Glass fixing cap for PRS0G6 track end
Aisi 304 stainless steel manufacturing

			SSS	PSS

PRS08G



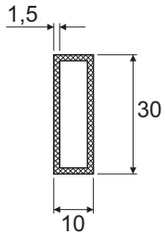

Rotaia a sezione rettangolare per sistema RS
Realizzata in acciaio inox Aisi 304
Lunghezza delle barre cm 200

Rectangular track for RS system
Aisi 304 stainless steel manufacturing
Bar lenght: 2000 mm

			SSS	PSS

PRS09G



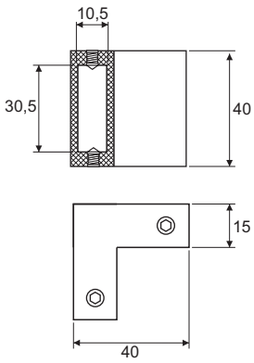

Raccordo a 90° per rotaia PRS08G
Realizzata in fusione di acciaio inox Aisi 304

90°connection joint for PRS08G track
Diecast Aisi 304 stainless steel manufacturing

			SSS	PSS

Catalogo def.indd 97 13/08/20 21:25

RS SYSTEM

PRSKMG

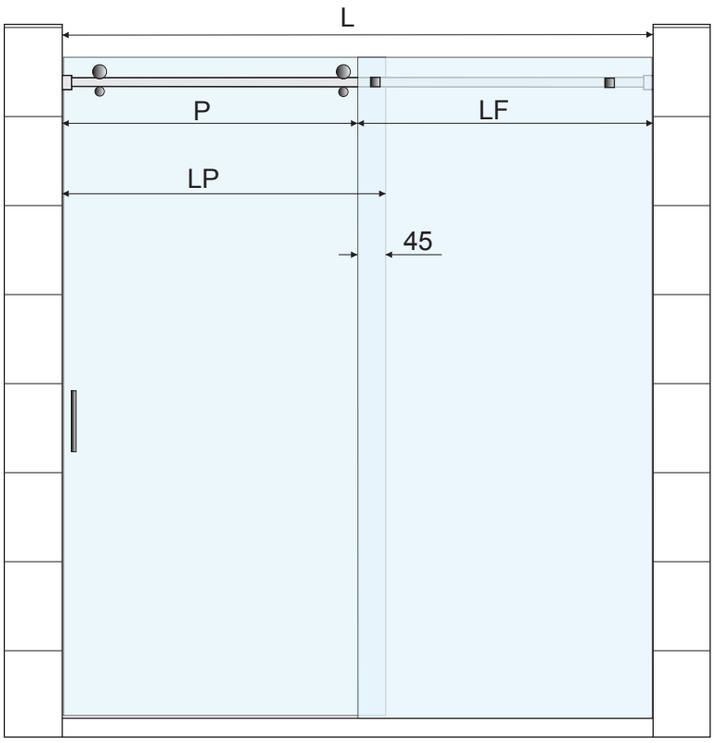

Dimensionamento dei vetri per kit PRSKMG (nicchia a muro) calcolato per vetri spessore 8mm

Larghezza del vano (L) = 1200-2000 mm
Larghezza del vetro fisso (LF) = 1⁄2 L
Larghezza della porta (LP) = 1⁄2 L + 45 mm
Passaggio (P) = 1⁄2 L - 45 mm

Suggeriamo l'uso della guarnizione adesiva a palloncino PAS2RG (disponibile a parte) da applicare sul bordo dell'anta. In questo caso ridurre LP di 4 mm.
Guida a pavimento PRS07G e accessori serie PCS per il fissaggio e la finitura del bordo inferiore della cabina sono disponibili a parte
Maniglie consigliate: serie PDH07G
Disponibili per il montaggio del vetro fisso:
morsetti: PGC01G-PGC02G-PGC06G in eventuale abbinamento con guarnizione PAS02RG
canaline: serie PIC e PICS
fissaggi a punto: modello PGN01G

Glass sizing for PRSKMG set (wall niche) calculated on 8 mm glass thickness

Niche width (L) = 1200-2000 mm
Fixed glass width (LF) = 1⁄2 L
Door width (LP) = 1⁄2 L + 45 mm
Passage (P) = 1⁄2 L - 45 mm

Suggested to apply PAS02RG adhesive ball seal (available extra) on the edge of the glass door. In this case, reduce LP size of 4 mm.
PRS07G floor guide and PCS series accessories for fixing and finishing the lower edge of the glass are available separately
Suggested handles: PDH07G series
Available for side glass fastening:
clamps: PGC01G-PGC02G-PGC06G models eventually combined with PAS02RG seal
U channel: PIC and PICS series
point fixings: PGN01G model



Catalogo def.indd 98 13/08/20 21:25

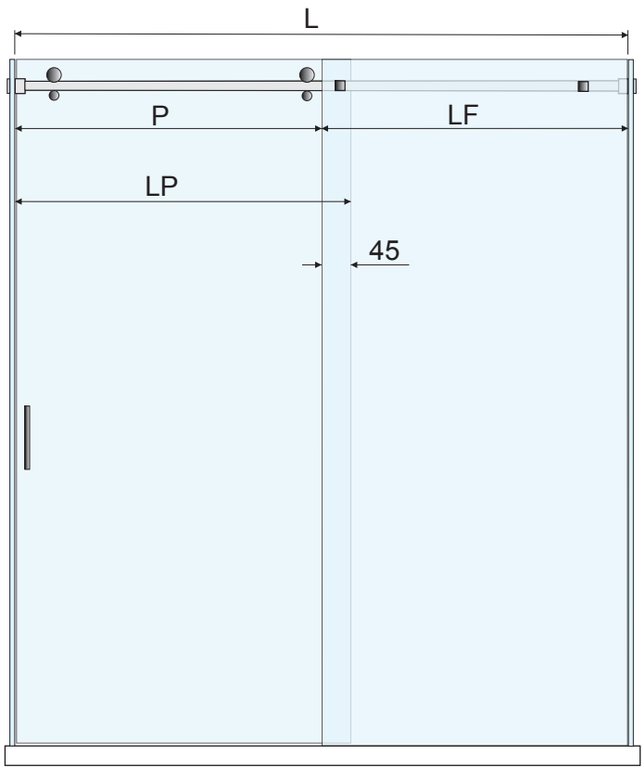

Dimensionamento dei vetri per kit PRSKVG (nicchia muro/vetro) e PRSKV2G (nicchia vetro/vetro) calcolato per vetri spessore 8mm

Larghezza del vano (L) = 1200-2000 mm
Larghezza del vetro fisso (LF) = 1⁄2 L
Larghezza della porta (LP) = 1⁄2 L + 45 mm
Passaggio (P) = 1⁄2 L - 45 mm

Suggeriamo l'uso della guarnizione adesiva a palloncino PAS02RG (disponibile a parte) sul bordo anta che va a chiudere.
In questo caso ridurre LP di 4 mm.
Guida a pavimento PRS07G e accessori serie PCS per il fissaggio e la finitura del bordo inferiore della cabina sono disponibili a parte
Maniglie consigliate: serie PDH07G.
Disponibili per il montaggio del vetro fisso:
morsetti: PGC01GP-PGC02G-PGC06G in eventuale abbinamento con guarnizione PAS02RG
canaline: serie PIC e PICS
fissaggi a punto: modello PGN01G

Glass sizing for PRSKVG set (glass/wall niche) and PRSKV2G set (glass/glass niche) calculated on 8 mm glass thickness

Niche width (L) = 1200-2000 mm
Fixed glass width (LF) = 1⁄2 L
Door width (LP) = 1⁄2 L + 45 mm
Passage (P) = 1⁄2 L - 45 mm

Suggested to apply PAS02RG adhesive ball seal (available extra) on the edge of the glass door. In this case, reduce LP size of 4 mm.
PRS07G floor guide and PCS series accessories for fixing and finishing the lower edge of the glass are available separately
Suggested handles: PDH07G series
Available for side glass fastening:
clamps: PGC01G-PGC02G-PGC06G models eventually combined with PAS2RG seal
U channel: PIC and PICS series
point fixings: PGN01G model

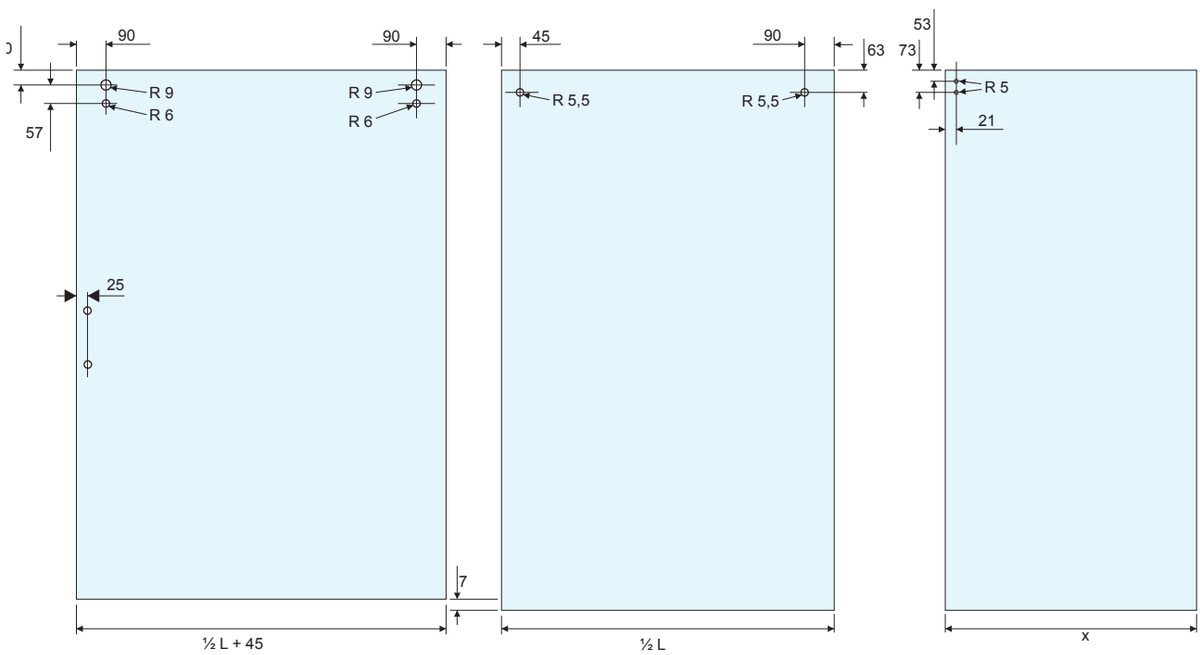

Catalogo def.indd 99 13/08/20 21:25

RS SYSTEM

GRSK90P

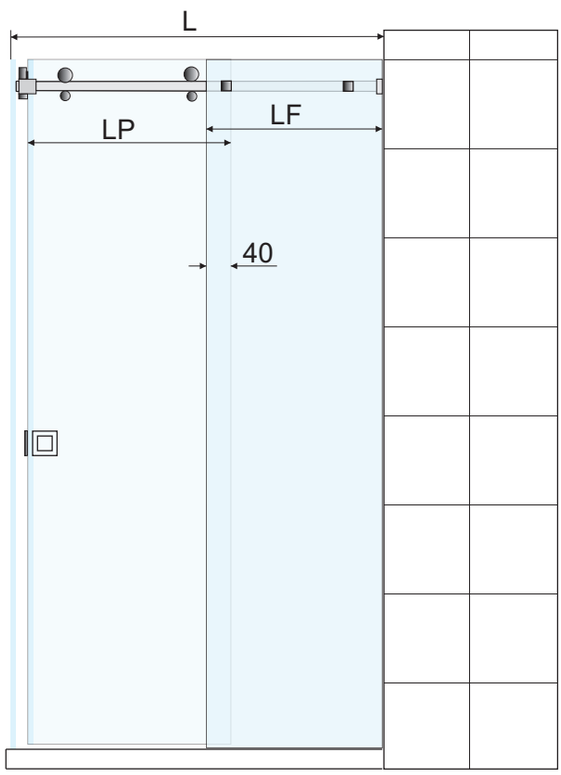

Dimensionamento dei vetri per kit RSK90 (box doccia ad angolo) calcolato per spessore 8mm.

Larghezza cabina (L) = 800-1000 mm
Larghezza fisso (LF) = L-36mm/2
Larghezza porta (LP) = LF + 40 mm

Consigliamo la molatura delle ante con bisello a 45°.
Suggeriamo l'uso della guarnizione adesiva a palloncino AGS02RP (disponibile a parte) su uno dei bordi anta che vanno a combaciare. In questo casi ridurre:
- LP di 2 mm per ciascuna anta in caso di molatura a 45°
- LP di 4mm una sola delle ante in caso di molatura a filo lucido.

Guida a pavimento GRS07P e accessori serie CS per il fissaggio e la finitura del bordo inferiore della cabina sono disponibili a parte
Maniglie consigliate: GRH01P, GSRH01P.
Disponibili per il montaggio dei vetri fissi:
§morsetti: GGC01P-GGC02P-GGC06P in eventuale abbinamento con guarnizione GAS02RP
canaline: serie IC e ICS
fissaggi a punto: modello GN01

Glass sizing for RSK90 set (corner shower room set) calculated on 8 mm glass thickness

Box width (L) = 800-1000 mm
Fixed glass width (LF) = L-36mm/2
Door width (LP) = LF + 40 mm

Recommended 45°glass door edge bevelling
Suggested to apply AS02R adhesive ball seal (available extra) on one mating edge of the glass door. In these cases, reduce:
- LP size of 2 mm in each glass door for 45° bevelling
- LP size of 4 mm in one glass door for polished straight line edging

GRS07P floor guide and CS series accessories for fixing and finishing the lower edge of the glass are available separately
Suggested handles: GRH01P, GSRH01P
Available for side glass fastening:
clamps: GGC01P-GGC02P-GGC06P models eventually combined with GAS02RP seal U channel: IC and ICS series
point fixings: GGN01P model



Catalogo def.indd 100 13/08/20 21:25



Catalogo def.indd 101 13/08/20 21:25

PMS SYSTEM





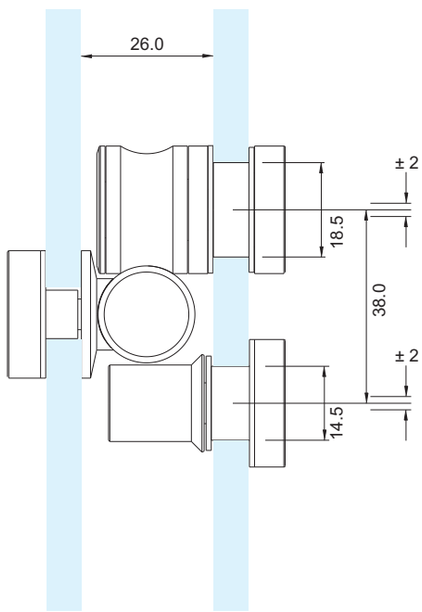

Sistema tecnico a vista per box doccia scorrevoli
Rotaia di scorrimento a sezione tonda diam. 19 mm
Movimento silenzioso su cuscinetti a sfera
Regolazione in altezza dei carrelli
Realizzato in ottone, barra in acciaio inox Aisi 304
Larghezza massima realizzabile mm 1800

At sight technical sliding shower rooms system
Round 19 mm diameter sliding track
Silent ball bearing rollers
Rollers height adjustement
Brass manufacturing, Aisi 304 stainless steel rod
Max shower room width 1800 mm



Catalogo def.indd 102 13/08/20 21:25

PMS SYSTEM



PMS01G



PMS02G



PMS03G



PMS04G



PMS06G



PMS08G



PMS09G



Codice kit Set code	Tipo di impiego Appliance	Componenti Components
PMSKMG	Nicchia a muro Wall niche	PMS01G=2 pcs. - PMS02G=2 pcs. - PMS03G=2 pcs. - PMS04G=1 pcs. - PMS06G=2 pcs. - PMS08G (track)=1 pc.
PMSKVG	Nicchia una spalla vetro Niche set with 1 side glass	PMS01G=2 pcs.- PMS02G=2 pcs. - PMS03G=2 pcs. - PMS04G=1 pcs.- PMS06G=2 pcs. - PMS06VG=1pc. - PMS08G (trac k)=1 pc.
PMSKV2G	Nicchia due spalle vetro Niche set with 2 side glas	PMS01G =4 pc s. - PMS02G=4 pcs.- PMS03G =4 pcs. - PMS04G =2 pc s. - PMS06G=2 pcs.- PMS08G (track)=2 pcs. PMS09G =1 pc.
PMSK90G	Box doccia ad angolo Corner room set	PMS01G =4 pcs. - PMS02G= 4 pcs. - PMS03G = 4 pcs. - PMS04G =2 pcs. - PMS06G= 2 pcs. - PMS08G (track)=2 pcs. PMS09G =1 pc.

Catalogo def.indd 103 13/08/20 21:25

Cerniere e componenti per box doccia
Shower rooms hinges and fitting

PMS01G



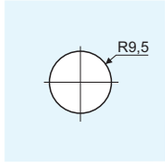

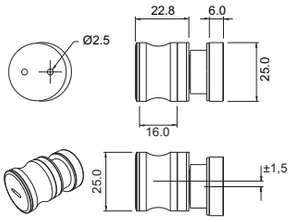

Carrello diametro 25 mm per rotaia PMS08G
Movimento silenzioso su cuscinetti a sfera
Regolazione eccentrica ± 2,0 mm
Realizzato in fusione di ottone

25 mm diameter roller for PMS08G track
Silent ball bearing rolling
± 2,0 mm eccentric height adjustment
Diecast brass manufacturing



PMS02G



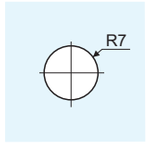

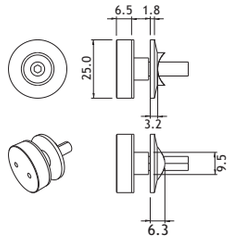

Elemento di fissaggio vetro/barra per rotaia PMS08G
Regolazione eccentrica ± 1,0 mm
Realizzato in fusione di ottone

Glass to track fixing element for PMS08G track
± 1,0 mm eccentric height adjustment
Diecast brass manufacturing



PMS03G



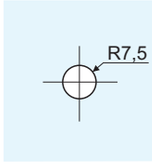

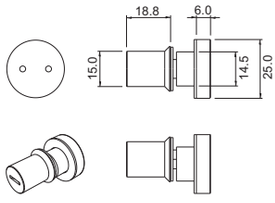

Perno anti-scarrucolamento per carrello PMS01G
Regolazione eccentrica ± 2,0 mm
Realizzato in fusione di ottone

Anti-lift pin for PMS01G roller
± 2,0 mm eccentric height adjustment
Diecast brass manufacturing



PMS04G



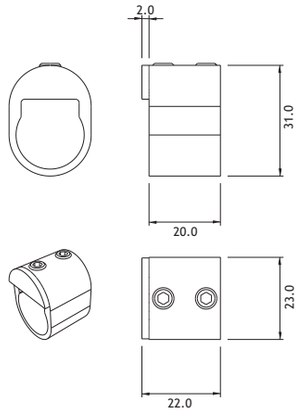

Stopper reversibile per sistema PMS
Realizzato in fusione di ottone

Reversible stop for PMS system
Diecast brass manufacturing



Catalogo def.indd 104 13/08/20 21.25

PMS06G



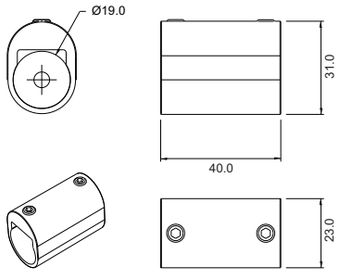

Terminale di fissaggio a muro per rotaia PMS08G
Realizzata in fusione di ottone

Wall fixing track end for PMS08G track
Diecast brass manufacturing



PMS06VG



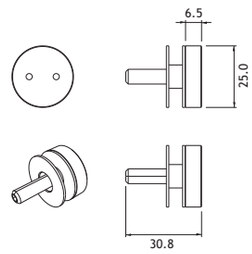

Borchia di fissaggio a vetro per terminale PMS06G
Realizzata in ottone

Glass fixing cap for PMS06G track end
Brass manufacturing



PMS08G



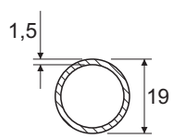

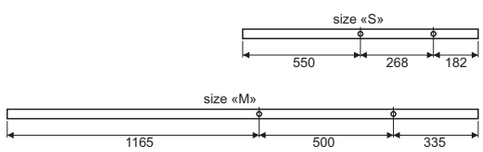

Rotaia preforata a sezione tonda per sistema PMS
Realizzata in acciaio inox Aisi 304
Lunghezza delle barre: mm 2000 nel kit misura «M» e mm 1000 nel kit misura «S»

Round pre-drilled track for PMS system
Aisi 304 stainless steel manufacturing
Bar lenght: in size «M» set 2000 mm, in size «S»set 1000 mm



PMS09G



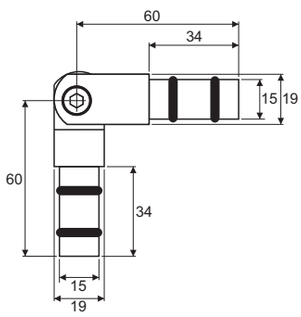

Raccordo regolabile per rotaia PMS08G
Realizzato in fusione di acciaio inox Aisi 304

Adjustable connection joint for PMS08G track
Diecast Aisi 304 stainless steel manufacturing

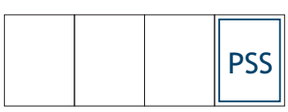

Catalogo def.indd 105 13/08/20 21:25

PMS SYSTEM

PM SKM G

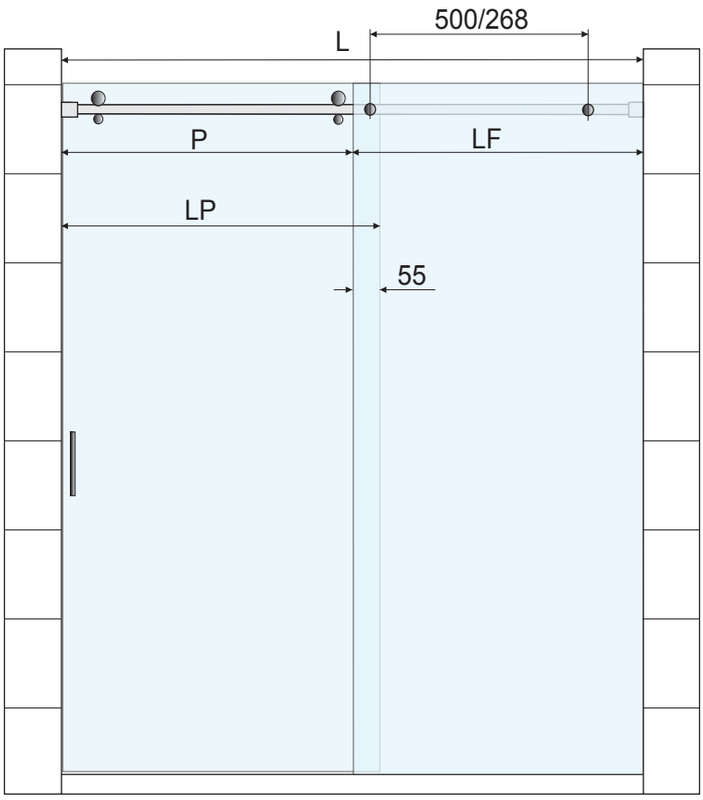

Dimensionamento dei vetri per kit PMSKMG (nicchia a muro) calcolato per vetri spessore 8mm

Larghezza del vano (L) = con kit misura «M» 1200-1800 mm, con kit misura «S» 900 mm
Passaggio (P) = L/2 - 55 mm
Larghezza del vetro fisso (LF) = L - P
Larghezza della porta (LP) = P + 55 mm

La rotaia è fornita preforata con interasse 500 mm nei kit misura «M» e 268 mm nei kit misura «S». Tagliarne le estremità in funzione della lunghezza necessaria
Suggeriamo l'uso della guarnizione adesiva PAS02RG (disponibile a parte) da applicare sul bordo dell'anta. In questo caso ridurre LP di 4 mm
I sistemi diga per il fissaggio e la finitura del bordo inferiore della cabina sono disponibili a parte
Maniglie consigliate: serie PDHS03G, PRH01G, PRH03G, PRH04G, PGRH01G, PGRH02G
Disponibili per il fissaggio del vetro fisso:
morsetti: PGC07G in eventuale abbinamento con la guarnizione PAS02RG canaline: serie IC e ICS
fissaggi a punto: modello PGN01G

Glass sizing for PMSKMG sets (wall niche) calculated on 8 mm glass thickness

Niche width (L) = 1200-1800 mm with «M» size set and 900 mm with «S» size set
Passage (P) = L/2 - 55 mm
Fixed glass width (LF) = L - P
Door width (LP) = P + 55 mm

The track is supplied pre-drilled: centre to centre is 500 mm in «M» size set and 268 mm in «S» size set. Cut off the end to the extent necessary
Suggested to apply PAS02RG adhesive ball seal (available extra) on the edge of the glass door. In this case, reduce LP size of 4 mm
Dam sets for fixing and finishing the lower edge of the glass are available separately
Suggested handles: PDHS03G series, PRH01G, PRH03G, PRH04G, PGRH01G, PGRH02G Available for side glass fastening:
clamps: PGC07G model eventually combined with PAS02RG adhesive ball seal
U channel: IC and ICS series
Point fixing: PGN01G model

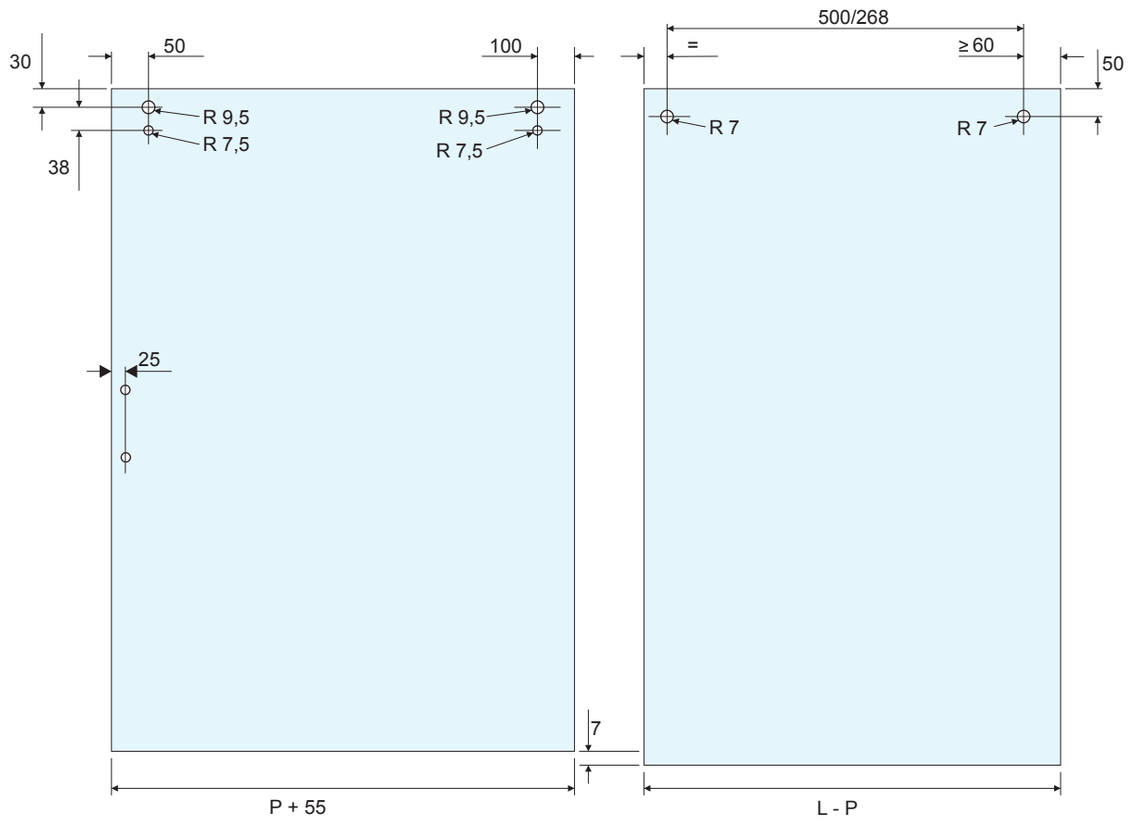

Catalogo def.indd 106 13/08/20 21:25

MS SYSTEM

GMSKVP-GMSKV2P

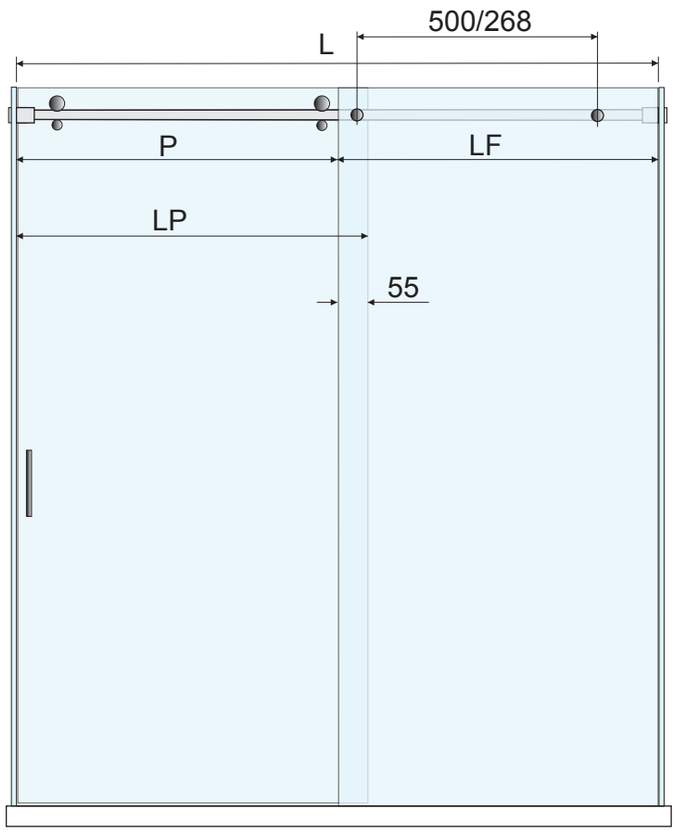

Dimensionamento dei vetri per kit PMSKVG (nicchia muro/vetro) e PMSKV2G (nicchia vetro/vetro) calcolato per vetri spessore 8mm

Larghezza del vano (L) = con kit misura «M» 1200-1800mm, con kit misura «S» 1000 mm
Passaggio (P) = L/2 - 55 mm
Larghezza del vetro fisso (LF) = L - P
Larghezza della porta (LP) = P + 55 mm

La rotaia è fornita preforata con interasse 500 mm nei kit misura «M» e 268 mm nei kit misura «S». Tagliarne le estremità in funzione della lunghezza necessaria
Suggeriamo l'uso della guarnizione adesiva PAS02RG (disponibile a parte) da applicare sul bordo dell'anta. In questo caso ridurre LP di 4 mm
I sistemi diga per il fissaggio e la finitura del bordo inferiore della cabina sono disponibili a parte
Maniglie consigliate: serie PDHS03G, PRH01G, PRH03G, PRH04G, PGRH01P, PGRH02P Disponibili per il fissaggio del vetro fisso:
morsetti: PGC07G in eventuale abbinamento con la guarnizione PAS02RG canaline: serie IC e ICS
fissaggi a punto: modello PGN01G

Glass sizing for PMSKVG set (glass/wall niche) and PMSKV2G set (glass/glass niche) calculated on 8 mm glass thickness

Niche width (L) = 1200-1800 mm with «M» size set and 1000 mm with «S» size set
Passage (P) = L/2 - 55 mm
Fixed glass width (LF) = L - P
Door width (LP) = P + 55 mm

The track is supplied pre-drilled: centre to centre is 500 mm in «M» size set and 268 mm in «S» size set. Cut off the end to the extent necessary
Suggested to apply GAS02RP adhesive ball seal (available extra) on the edge of the glass door. In this case, reduce LP size of 4mm
Dam sets for fixing and finishing the lower edge of the glass are available separately
Suggested handles: PDHS03G series, PRH01G, PRH03G, PRH04G, PGRH01G, PGRH02G Available for side glass fastening:
clamps: PGC07G model eventually combined with PAS02RG adhesive ball seal
U channel: IC and ICS series; point fixing: PGN01G model

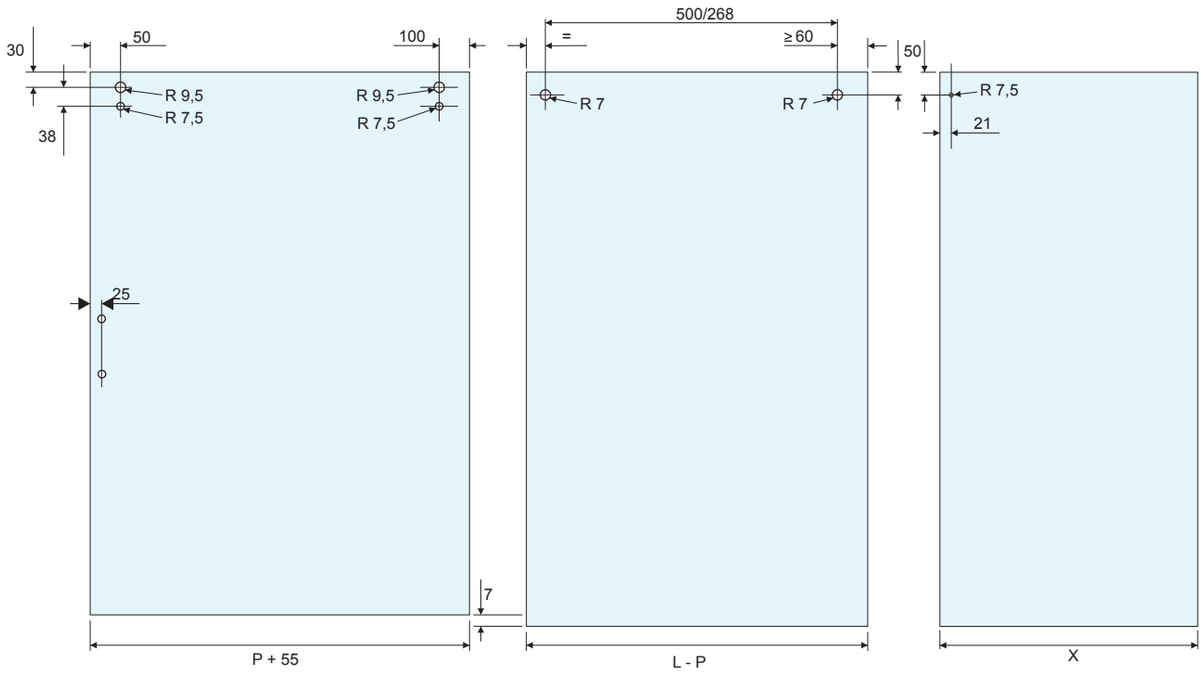

Catalogo def.indd 107 13/08/20 21:25

PMS SYSTE M

PMS K90 G

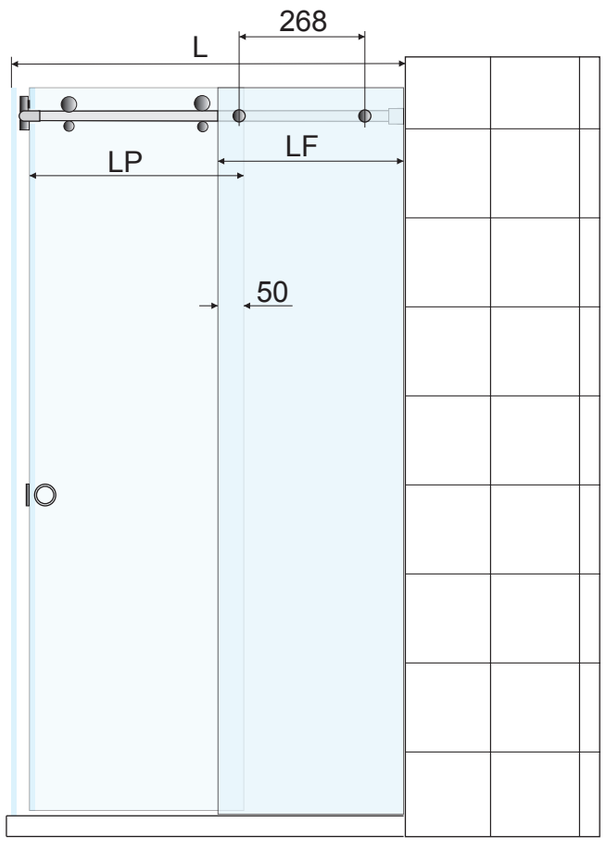

Dimensionamento dei vetri per kit PMSK90G (box doccia ad angolo) calcolato per spessore 8mm.

Larghezza cabina (L) = 800-900 mm
Passaggio (P) = 400 mm
Larghezza porta (LP) =390 mm
Larghezza fisso (LF) = 405 mm (box da 800) - 505 mm (box da 900)
La rotaia è fornita preforata con interasse 268 mm. Tagliarne le estremità in funzione della lunghezza necessaria Suggeriamo l'uso della guarnizione magnetica PPS10MG

I sistemi diga per il fissaggio e la finitura del bordo inferiore della cabina sono disponibili a parte
Maniglie consigliate: PRH01G, PRH03G, PRH04G, PGRH01G, PGRH02G

Disponibili per i lati verticali dei pannelli fissi:
morsetti: PGC07G in eventuale abbinamento con guarnizione PAS02RG
canaline: serie IC e ICS
fissaggi a punto: modello PGN01G

Glass sizing for PMSK90G set (corner shower room set) calculated on 8 mm glass thickness

Box width (L) = 800-900 mm
Passage (P) = 400 mm
Door width (LP) = 390 mm
Fixed glass width (LF) = 405 mm (rooms 800 wide) - 505 mm (rooms 900 wide)
The track is supplied pre-drilled: centre to centre is 268 mm. Cut off the end to the extent necessary
P PS10MG magnetic seal is recommended

Dam sets for fixing and finishing the lower edge of the glass are available separately
Suggested handles: PRH01G, PRH03G, PRH04G, PGRH01G, PGRH02G

Available for side glass fastening:
clamps: PGC07G models eventually combined with PAS02RG seal
U channel: IC and ICS series
Point fixing: PGN01G model

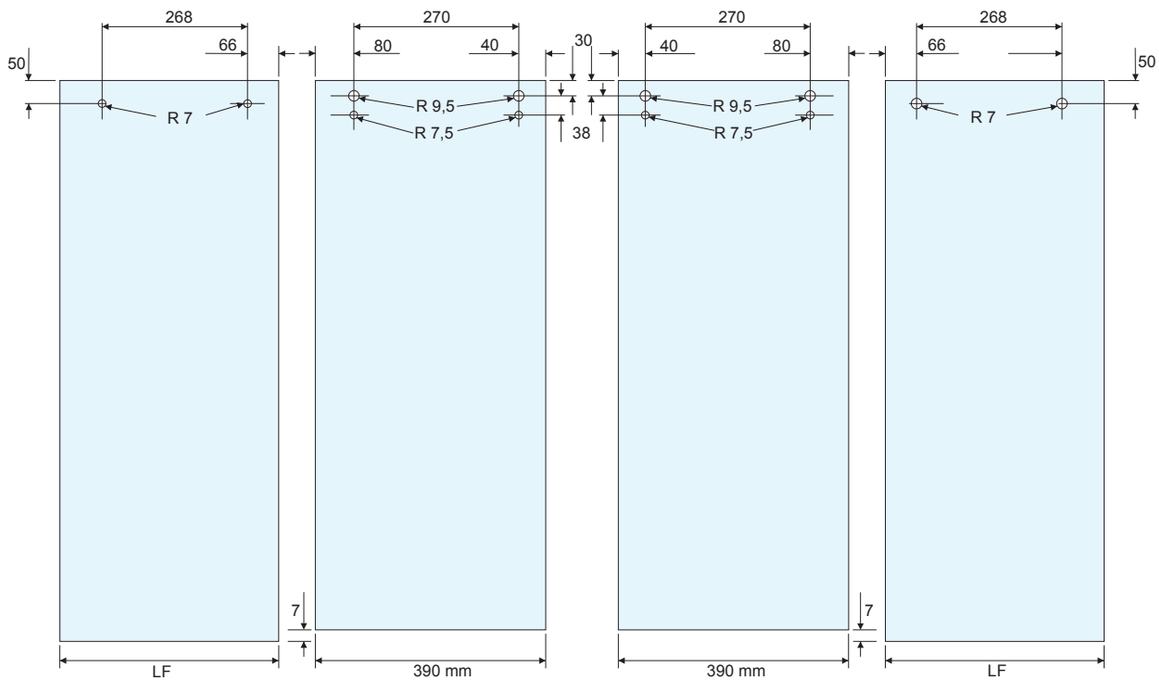

Catalogo def.indd 108 13/08/20 21:25

PMS SYSTEM

PMSK90G

Lunghezza rotaia, box doccia 900x900 mm - Track lenght, 900x900 mm shower rooms

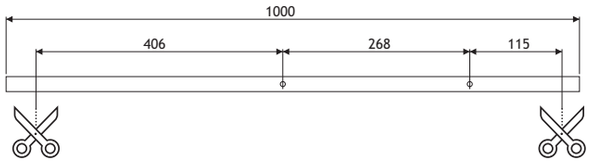

Lunghezza rotaia, box doccia 800x800 mm - Track lenght, 800x800 mm shower rooms

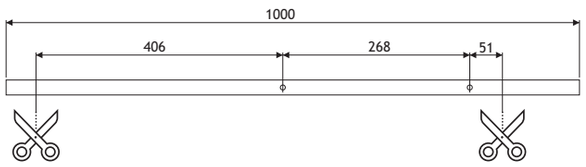

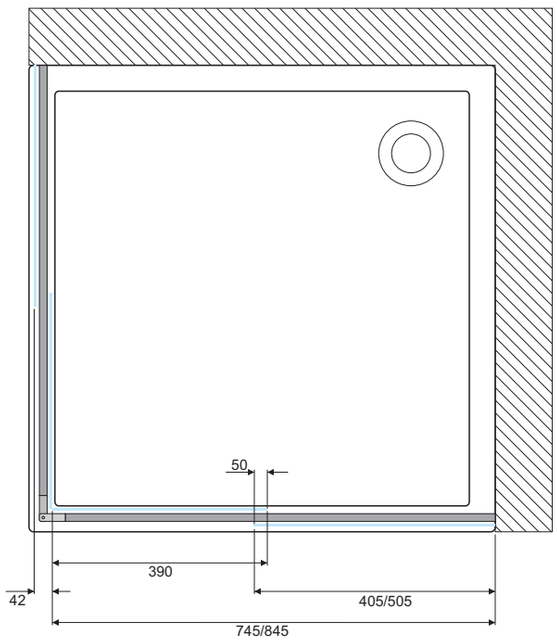

Catalogo def.indd 109 13/08/20 21:25

PTS SYSTEM

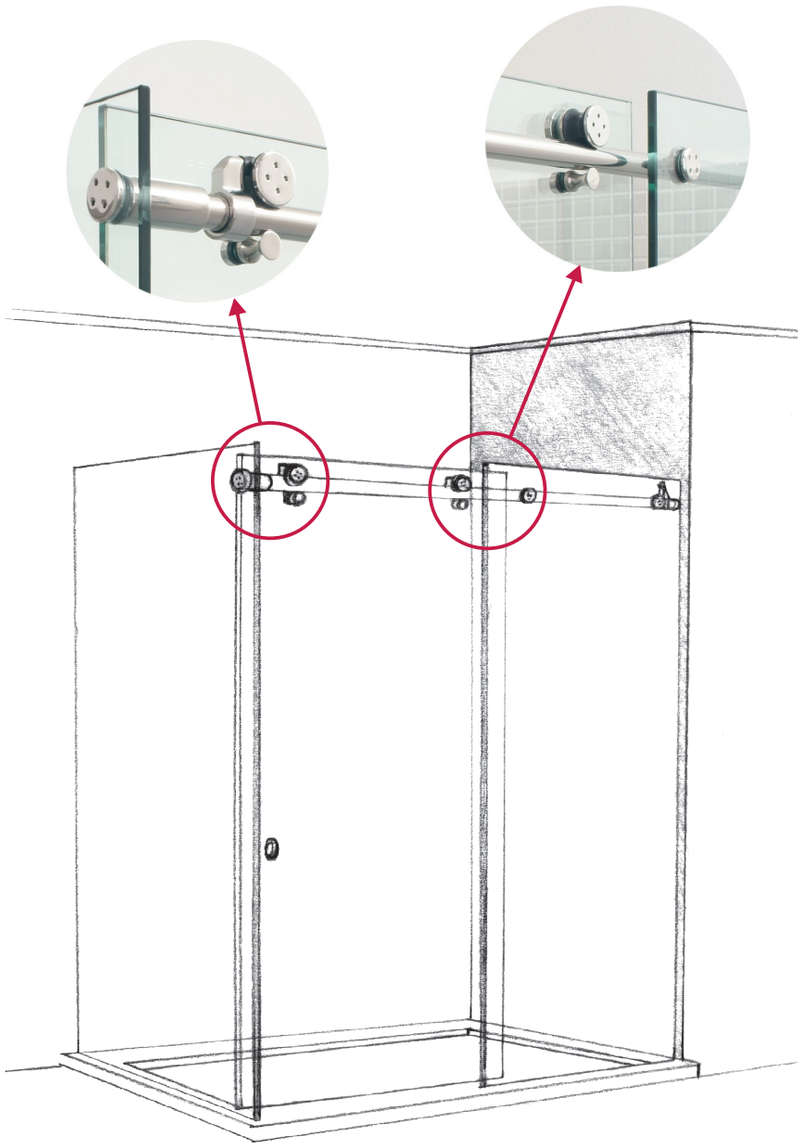



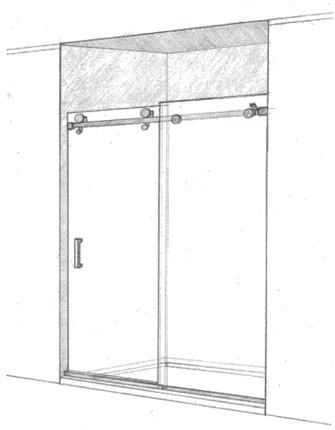

Sistema tecnico a vista per box doccia scorrevoli
Rotaia di scorrimento a sezione tonda diam. 19 mm
Movimento silenzioso su cuscinetti a sfera
Regolazione in altezza dei carrelli
Realizzato completamente in acciaio inox Aisi 304
Larghezza massima realizzabile mm 1800

At sight technical sliding shower rooms system
Round 19 mm diameter sliding track
Silent ball bearing rollers
Rollers height adjustement
Full Aisi 304 stainless steel manufacturing
Max shower room width 1800 mm





Catalogo def.indd 110 13/08/20 21:25

PTS SYSTEM

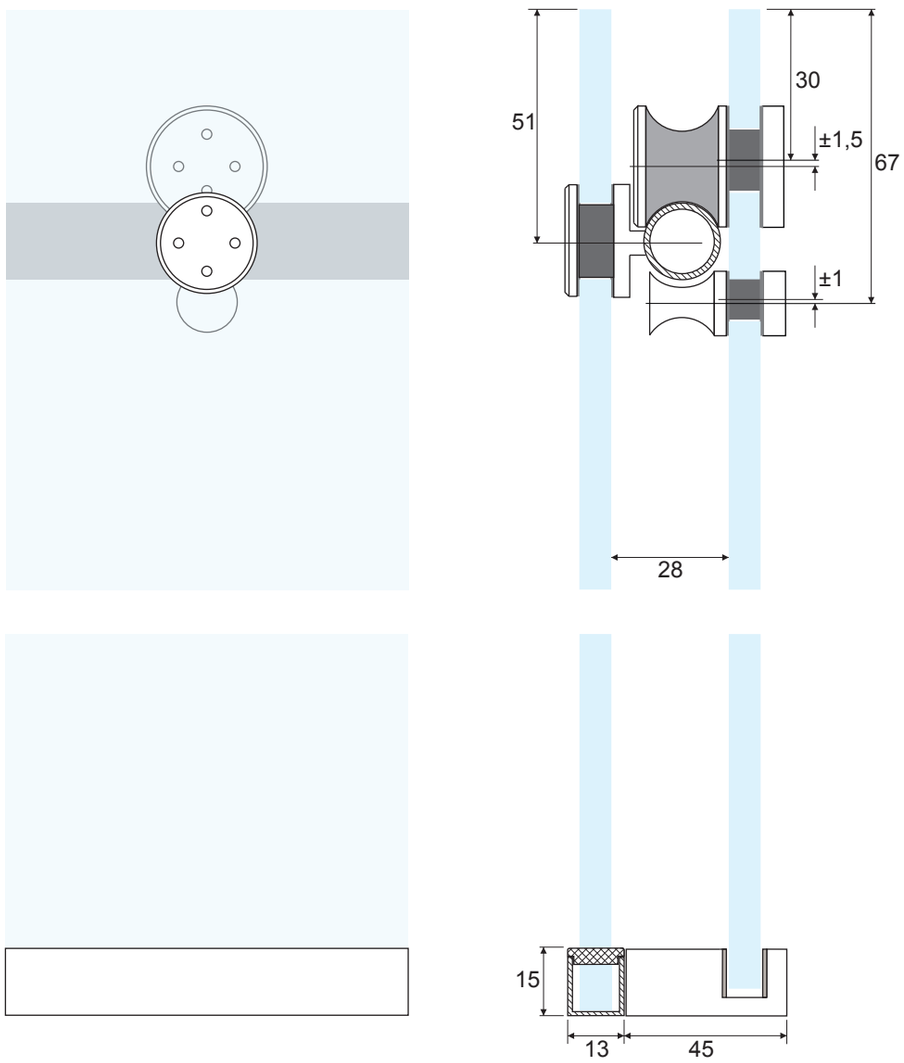

Codice kit Set code	Tipo di impiego Appliance	Componenti Components
PTSKMG	Nicchia a muro Wall niche	PTS01G=2 pcs. - PTS02G=2 pcs. - PTS03G=2 pcs. - GT - PS04PG=2 pcs. - PTS06G=2 pcs. - PTS08G (track)=1 pc.
PTSKVG	Nicchia una spalla vetro Niche set with 1 side glass	PTS01G=2 pcs. - PTS02G=2 pcs. - PTS03G=2 pcs. - PTS04G=2 pcs. - PTS06G=2 pcs. - PTS06VG=1pc. - PTS08G (track)=1 pc..
PTSKV2G	Nicchia due spalle vetro Niche set with 2 side glas	PTS01G=2 pcs. - PTS002G=2 pcs. - PTS03G=2 pcs. - PTS04G=2 pcs. - PTS06G=2 pcs. - PTS06VG=2pcs. - PTS08G (track)=1 pc.
PTSK90G	Box doccia ad angolo Corner room set	PTS01G=4 pcs. - PTS02G=4 pcs. - PTS03G=4 pcs. - PTS04G=4 pcs. - PTS06G=2 pcs. - PTS08G (track)=2 pcs. PTS09G=1 pc.

Catalogo def.indd 111 13/08/20 21:25

Cerniere e componenti per box doccia
Shower rooms hinges and fitting

PTS01G



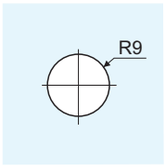

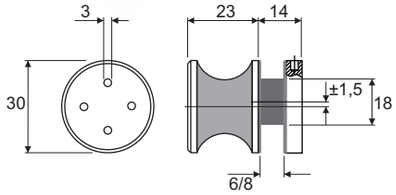

Carrello diametro 30 mm per rotaia PTS08G
Movimento silenzioso su cuscinetti a sfera
Regolazione eccentrica ± 1,5 mm
Realizzato in acciaio inox Aisi 304

30 mm diameter roller for PTS08G track
Silent ball bearing rolling
± 1,5 mm eccentric height adjustment
Aisi 304 stainless steel manufacturing



PTS02G



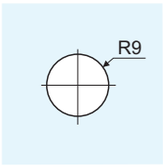

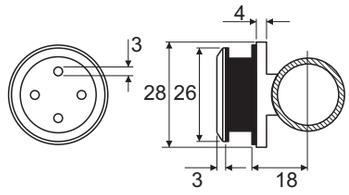

Elemento di fissaggio vetro/barra per rotaia PTS08G
Realizzato in fusione di acciaio inox Aisi 304

Glass to track fixing element for PTS08G track
Diecast Aisi 304 stainless steel manufacturing



PTS03G



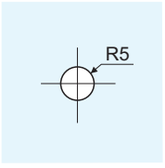

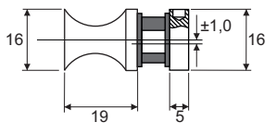

Perno anti-scarrucolamento per carrello PTS01G
Regolazione eccentrica ± 1,0 mm
Realizzato in acciaio inox Aisi 304

Anti-lift pin for PTS01G roller
± 1,0 mm eccentric height adjustment
Aisi 304 stainless steel manufacturing



PTS04G



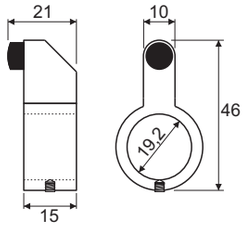

Stopper reversibile per sistema PTS
Realizzati in fusione di acciaio inox Aisi 304

Reversible stop for PTS system
Diecast Aisi 304 stainless steel manufacturing



Catalogo def.indd 112 13/08/20 21:25

PTS06G



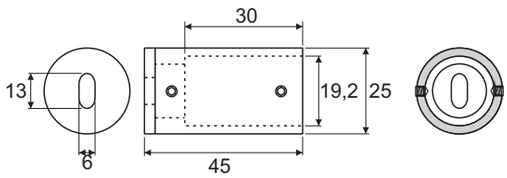

Terminale di fissaggio a muro per rotaia PTS08G
Realizzata in fusione di acciaio inox Aisi 304

Wall fixing track end for PTS08G track
Diecast Aisi 304 stainless steel manufacturing



PTS06VG



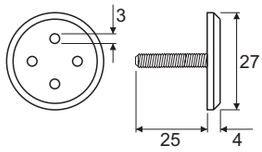

Borchia di fissaggio a vetro per terminale PTS06G
Realizzata in acciaio inox Aisi 304

Glass fixing cap for PTS06G track end
Aisi 304 stainless steel manufacturing



PTS08G



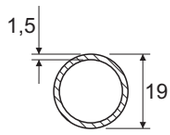

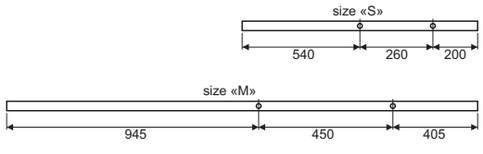

Rotaia preforata a sezione tonda per sistema PTS
Realizzata in acciaio inox Aisi 304
Lunghezza delle barre: mm 1800 nel kit misura «M» e mm 1000 nel kit misura «S»

Round pre-drilled track for PTS system
Aisi 304 stainless steel manufacturing
Bar lenght: in size «M» set 1800 mm, in size «S»set 1000 mm



PTS09G



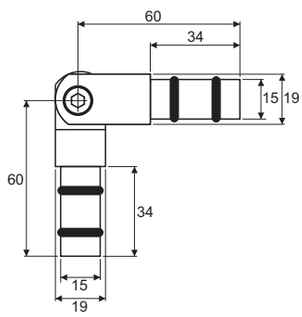

Raccordo regolabile per rotaia PTS08G
Realizzata in fusione di acciaio inox Aisi 304

Adjustable connection joint for PTS08G track
Diecast Aisi 304 stainless steel manufacturing



Catalogo def.indd 113 13/08/20 21:25

PTS SYSTEM

PTSKMP G

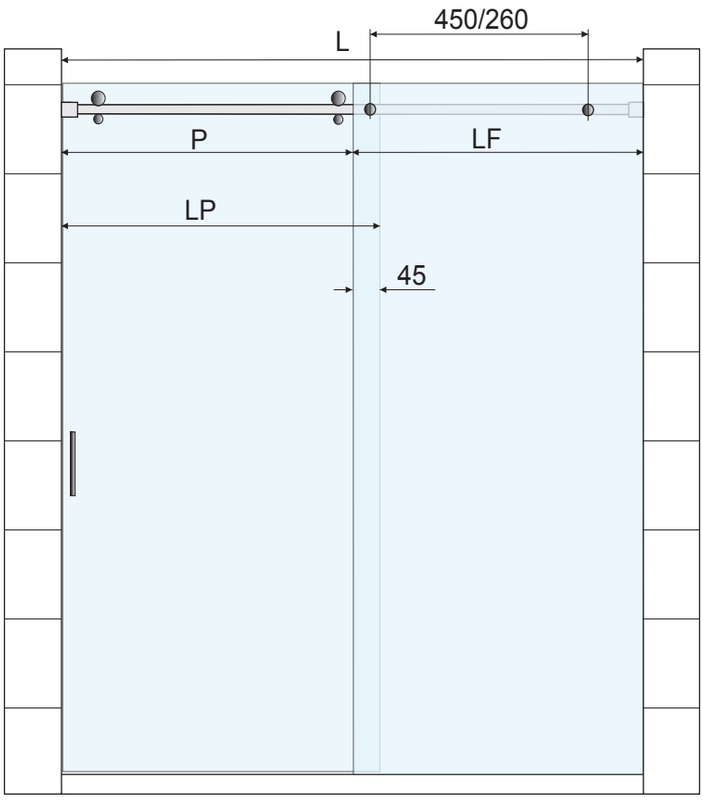

Dimensionamento dei vetri per kit PTSKMG (nicchia a muro) calcolato per vetri spessore 8mm.

Larghezza del vano (L) = con kit misura «M» 1200-1800 mm, con kit misura «S» 1000 mm
Larghezza del vetro fisso (LF) = ½ L
Larghezza della porta (LP) = 1/2 L + 45 mm
Passaggio (P) = 1/2 L - 45 mm
La rotaia è fornita pre-forata con interasse 450 mm nei kit misura «M» e 260 mm nei kit misura «S». Tagliarne le estremità in funzio ne della lunghezza necessaria
Suggeriamo l'uso della guarnizione adesiva PAS02RG (disponibile a parte) da applicare sul bordo dell'anta. In questo caso ridurre LP di 4 mm
Guida a pavimento PRS07G e set PCSKG per il fissaggio e la finitura del bordo inferiore della cabina sono disponibili a parte
Maniglie consigliate: serie PDHS03G, PRH01G
Disponibili per il fissaggio del vetro fisso:
morsetti: PGC07G in eventuale abbinamento con la guarnizione PAS02RG
canaline: serie PIC e PICS
fissaggi a punto: modello PGN01G

Glass sizing for PTSKMG sets (wall niche) calculated on 8 mm glass thickness

Niche width (L) = 1200-1800 mm with «M» size set and 1000 mm with «S» size set
Fixed glass width (LF) = 1/2 L
Door width (LP) = 1/2 L + 45 mm
Passage (P) = 1/2 L - 45 mm
The track is supplied pre-drilled: centre to centre is 450 mm in «M» size set and 260 mm in «S» size set. Cut off the end to the extent necessary
Suggested to apply PAS02RG adhesive ball seal (available extra) on the edge of the glass door. In this case, reduce LP size of 4 mm
PRS07G floor guide and PCSKG set for fixing and finishing the lower edge of the glass are available separately
Suggested handles: PDHS03G series, PRH01G
Available for side glass fastening:
clamps: PGC07G model eventually combined with PAS02RG adhesive ball seal
U channel: PIC and PICS series
Point fixing: PGN01G model

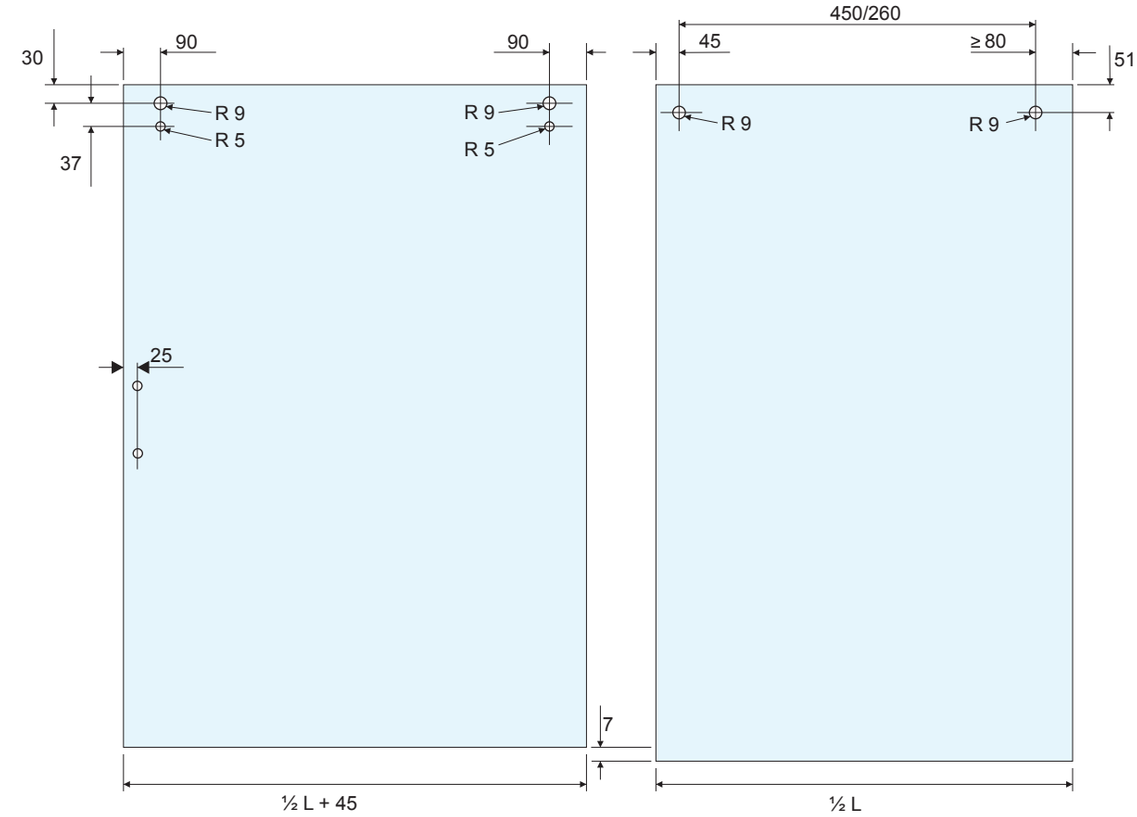

Catalogo def.indd 114 13/08/20 21:25

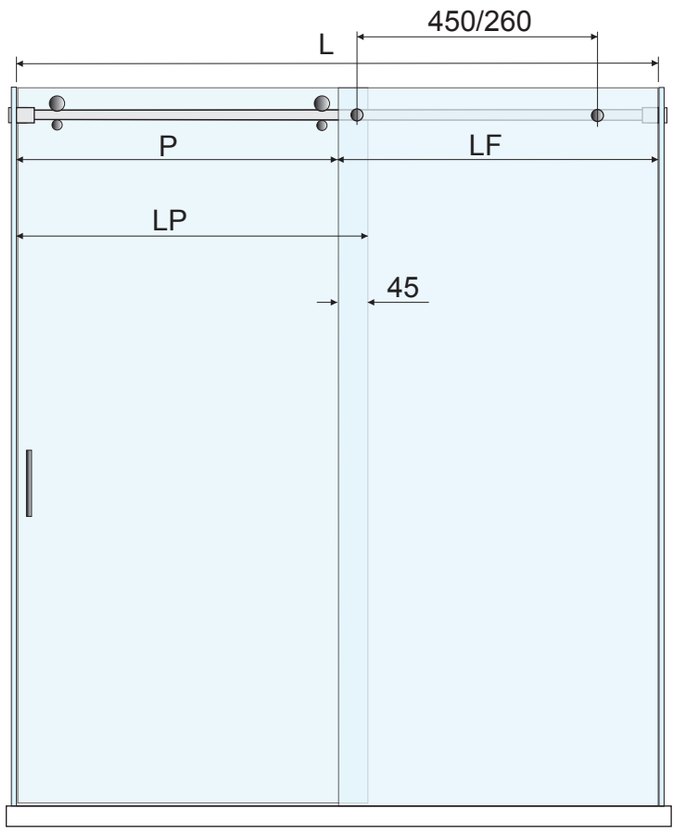

Dimensionamento dei vetri per kit PTSKVG (nicchia muro/vetro) e PTSKV2G (nicchia vetro/vetro) calcolato per vetri spessore 8mm

Larghezza del vano (L) = con kit misura «M» 1200-1800 mm, con kit misura «S» 1000 mm
Larghezza del vetro fisso (LF) = ½ L
Larghezza della porta (LP) = 1/2 L + 45 mm
Passaggio (P) = 1/2 L - 45 mm
La rotaia è fornita pre-forata con interasse 450 mm nei kit misura «M» e 260 mm nei kit misura «S». Tagliarne le estremità in funzione della lunghezza necessaria
Suggeriamo l'uso della guarnizione adesiva PAS02RG (disponibile a parte) da applicare sul bordo dell'anta. In questo caso ridurre LP di 4 mm
Guida a pavimento PRS07G e set PCSKG per il fissaggio e la finitura del bordo inferiore della cabina sono disponibili a parte
Maniglie consigliate: serie PDHS03G, PRH01G
Disponibili per il fissaggio del vetro fisso:
morsetti: PGC07G in eventuale abbinamento con la guarnizione PAS02RG
canaline: serie PICG e PICSG
fissaggi a punto: modello PGN01G

Glass sizing for PTSKVG set (glass/wall niche)and PTSKV2G set (glass/glass niche) calculated on 8 mm glass thickness

Niche width (L) = 1200-1800 mm with «M» size set and 1000 mm with «S» size set
Fixed glass width (LF) = 1/2 L
Door width (LP) = 1/2 L + 45 mm
Passage (P) = 1/2 L - 45 mm
The track is supplied pre-drilled: centre to centre is 450 mm in «M» size set and 260 mm in «S» size set. Cut off the end to the extent necessary
Suggested to apply PAS02RG adhesive ball seal (available extra) on the edge of the glass door. In this case, reduce LP size of 4 mm
PRS07G floor guide and PCSKG set for fixing and finishing the lower edge of the glass are available separately
Suggested handles: PDHS03G series, PRH01G
Available for side glass fastening:
clamps: PGC07G model eventually combined with PAS02RG adhesive ball seal
U channel: PICG and PICSG series
point fixing: PGN01G model

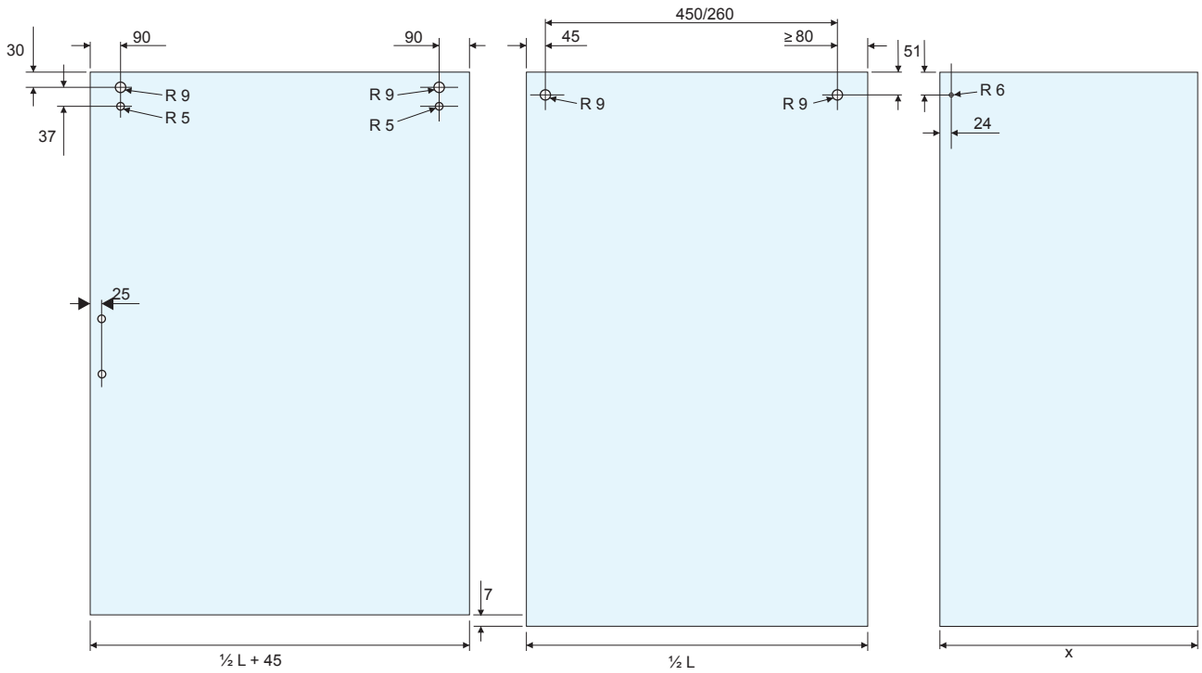

Catalogo def.indd 115 13/08/20 21:25

PTS SYSTEM

P TSK90 G

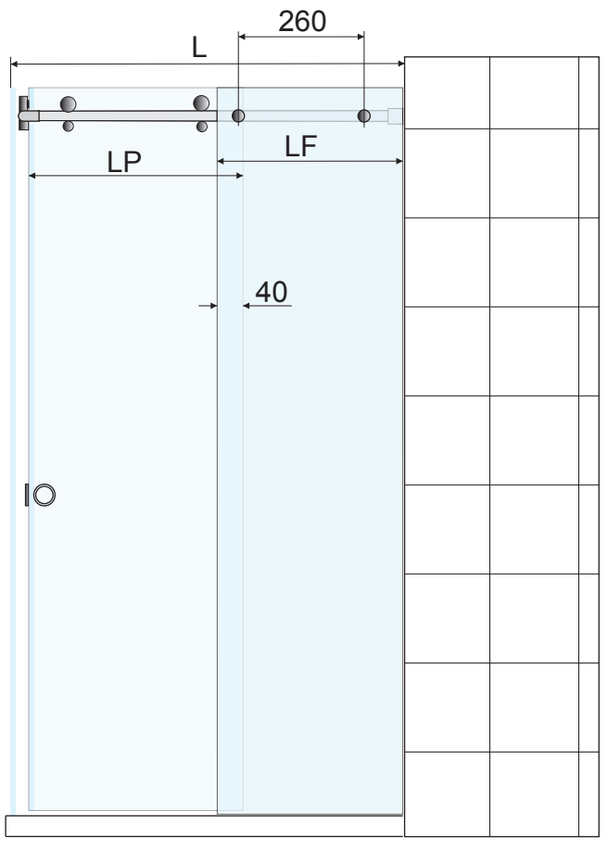

Dimensionamento dei vetri per kit PTSK90G (box doccia ad angolo) calcolato per spessore 8mm.

Larghezza cabina (L) = 800-1000 mm
Larghezza fisso (LF) = L-36mm/2
Larghezza porta (LP) = LF + 40 mm

Consigliamo la molatura delle ante con bisello a 45°. Suggeriamo l'uso della guarnizione adesiva PAS02RG (disponibile a parte) su uno dei bordi anta che vanno a combaciare. In questo casi ridurre:
- LP di 2 mm per ciascuna anta in caso di molatura a 45°
- LP di 4mm una sola delle ante in caso di molatura a filo lucido.

Guida a pavimento PRS07G e set PCSKG per il fissaggio e la finitura del bordo inferiore della cabina sono disponibili a parte
Maniglie consigliate: PRH01G
Disponibili per i lati verticali dei pannelli fissi:
morsetti: PGC07G in eventuale abbinamento con guarnizione PAS02RG
canaline: serie PICG e PICSG
fissaggi a punto: modello GN01

Glass sizing for PTSK90G set (corner shower room set) calculated on 8 mm glass thickness

Box width (L) = 800-1000 mm
Fixed glass width (LF) = L-36mm/2
Door width (LP) = LF + 40 mm

Recommended 45° glass door edge bevelling
Suggested to apply PAS02RG adhesive ball seal (available extra) on one mating edge of the glass door. In these cases, reduce:
- LP size of 2 mm in each glass door for 45° bevelling
- LP size of 4 mm in one glass door for polished straight line edging

RS07GP floor guide and PCSKG set for fixing and finishing the lower edge of the glass are available separately
Suggested handles: PRH01G
Available for side glass fastening:
clamps: PGC07G models eventually combined with GAS02RP seal
U channel: PICG and PICSG series
Point fixing: PGN01G model

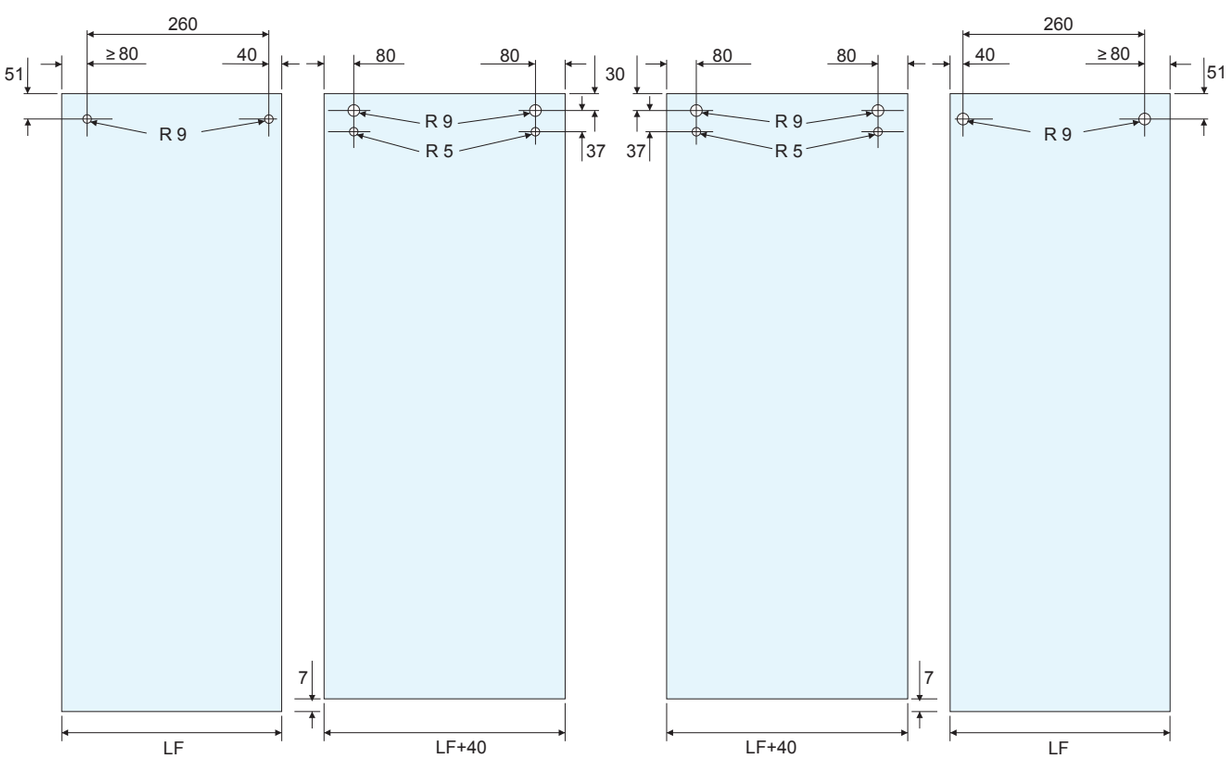

Catalogo def.indd 116 13/08/20 21:25

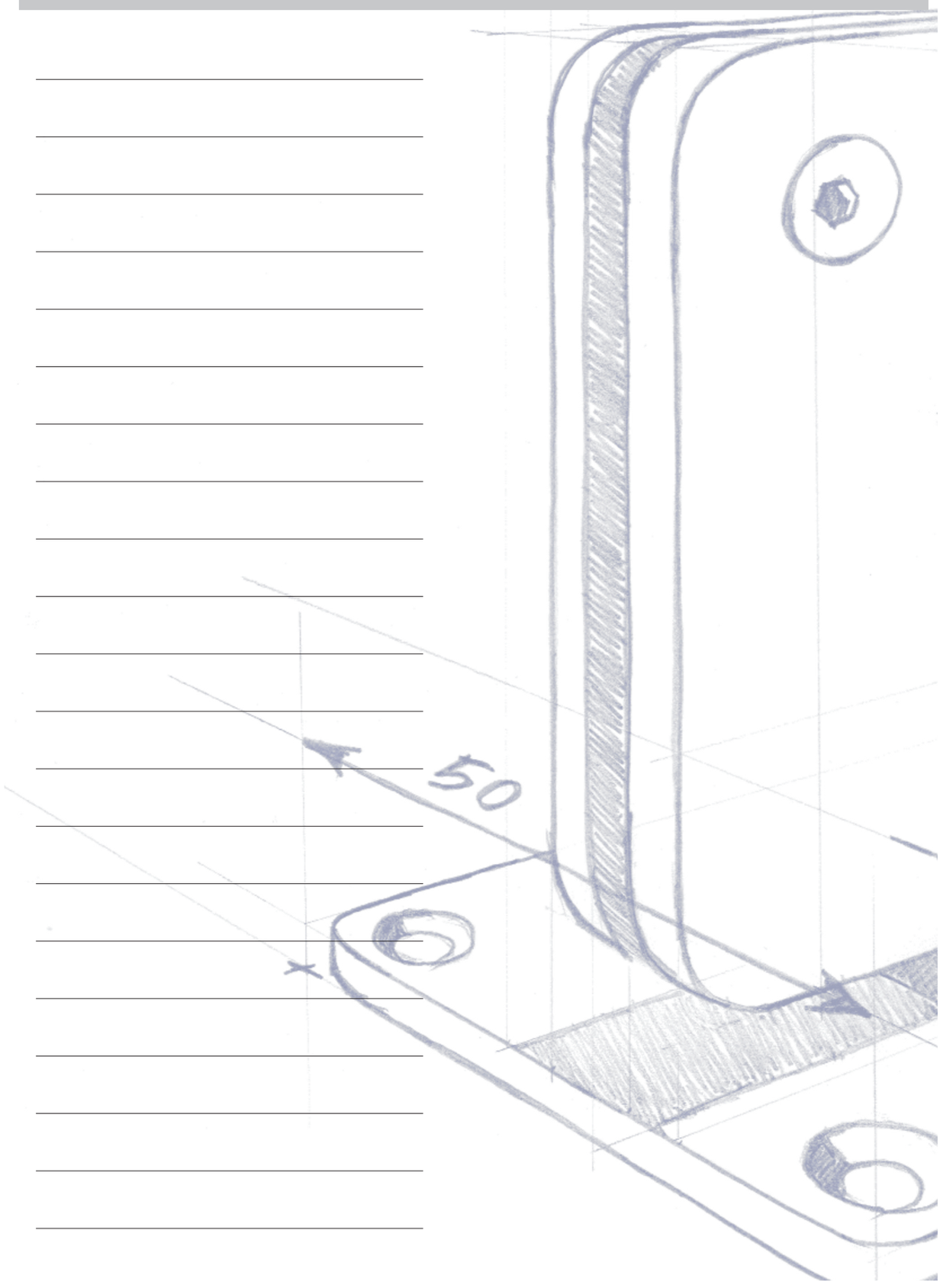

Catalogo def.indd 117 13/08/20 21:25

SAEPTUM SYSTEM



SAEPTUM

Sistema per il contenimento dell'acqua, il fissaggio e la finitura della zona a pavimento dei box doccia scorrevoli serie PRS, PTS e PMS
Vetro fisso inserito in profilo diga continuo PIPD01G + profilo cover a scatto PIPC03G
Estruso in lega di alluminio

Water containment, fixing and floor area finishing system for PRS, PTS and PMS shower rooms series
Fixed glass panel inserted into PIPD01G floor dam profile + PIPC03G clicking closing profile
Extruded aluminium alloy



PIPG01LG



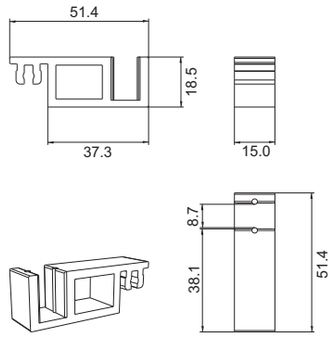

Guida a pavimento per sistemi diga SAEPTUM e REDUCTA
Fissaggio a pressione con PIPD01G e PIPD03G
Realizzata in poliammide metallizzato

Floor guide for SAEPTUM and REDUCTA dam systems
Pressure fixing with PIPD01G and PIPD03G
Metallized polyamide manufacturing



PIPD01G

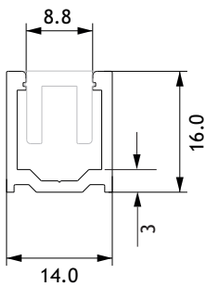



SAEPTUM canalina di contenimento per sistemi PRS, PTS e PMS
Estruso in lega di alluminio
Lunghezza delle barre mm 1450-2200

SAEPTUM floor dam profile for PRS, PTS and PMS systems
Extruded aluminium alloy
Bar lenght: 1450-2200 mm



PIPC03G



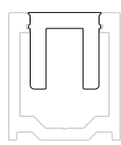

SAEPTUM profilo di chiusura a scatto per PIPD01G
Si utilizza per chiudere e rifinire la diga
Estruso in lega di alluminio
Lunghezza delle barre mm 1450-2200

SAEPTUM clicking closing profile for PIPD01G
It is used to close and finish the dam
Extruded aluminium alloy
Bar lenght: 1450-2200 mm



Catalogo def.indd 118 13/08/20 21:25

PSAEL-145LG/PSAEL-220LG



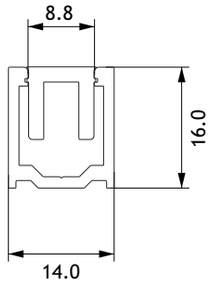

Kit profili SAEPTUM per cabine doccia a un'anta disponibile in due misure e costituito da:
1 pz PIPD01G, 1 pz PIPC03G, 1 pz PIPG01LG, 2 pz piastrine di finitura testa profilo
Estruso in lega di alluminio
Lunghezza della barra mm 1450 e 2200 a seconda del kit

SAEPTUM profiles set for single door shower rooms available in two sizes and composed of:
1 pc PIPD01G, 1 pc PIPC03G, 1 pc PIPG01LG, 2 pcs profile finishing plates
Extruded aluminium alloy
Bar lenght: 1450 and 2200 mm according to the set

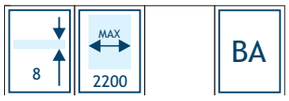

PSAEL90G



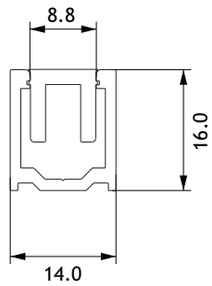

Kit profili SAEPTUM per cabine doccia a doppia anta a 90° costituito da:
2 pz PIPD01G, 2 pz PIPC03G, 2 pz PIPG01LG
Estruso in lega di alluminio
Lunghezza delle barre mm 1100

SAEPTUM profiles set for 90° double door shower rooms composed of:
2 pcs PIPD01G, 2 pcs PIPC03G, 2 pcs PIPG01LG
Extruded aluminium alloy
Bars lenght: 1100 mm



Catalogo def.indd 119 13/08/20 21:25

REDUCTA SYSTEM



REDUCTA

Sistema per il contenimento dell'acqua, il fissaggio e la finitura della zona a pavimento dei box doccia scorrevoli serie PRS, PTS e PMS con vetro fisso a filo piatto doccia, barriera ridotta PIPD02G, accessorio porta guida a pavimento PIPD03G, fermavetro PIPD04G, giunto angolare PIPD05G
Realizzato in alluminio e acciaio inox Aisi 304

Water containment, fixing and floor area finishing system for PRS, PTS and PMS series shower rooms with fixed glass flush mounting, PIPD02G low profile floor dam, PIPD03G guide holder, PIPD04G glass holder, PIPD05G corner joint
Aluminium and Aisi 304 stainless steel manufacturing



PIPG01G



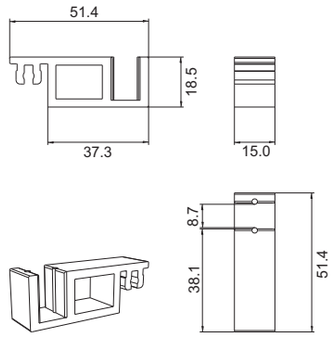

Guida a pavimento per sistemi diga SAEPTUM e REDUCTA
Fissaggio a pressione con PIPD01G e PIPD03G
Realizzata in poliammide metallizzato

Floor guide for SAEPTUM and REDUCTA dam systems
Pressure fixing with PIPD01G and PIPD03G
Metallized polyamide manufacturing



PIPD02G



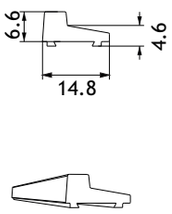

PIPSOG CLAUDIT REDUCTA profilo di contenimento sagomato per sistemi PIPC ma anche PMS, PRS e PTS e box doccia con anta a battente
Da fissare con silicone strutturale o bi-adesivo resistente all'acqua
Estruso in lega di alluminio
Lunghezza delle barre mm 1100-2200

PIPSOG CLAUDIT REDUCTA low profile floor dam for PIPC system
It also works with PMS, PRS and PTS systems and with hinged shower rooms
To be fixed with structural silicone or water-resistant self-adhesive tape
Extruded aluminium alloy
Bar lenght: 1100-2200 mm

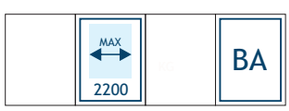

PIPD03G/PIPD03SG



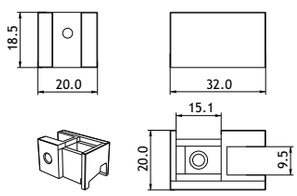

REDUCTA elemento porta guida a pavimento con sedi per vetro fisso e per profilo PIPD02G, da fissare direttamente al piatto doccia
Disponibile in versione destra o sinistra, si utilizza con PIPG01LG
Realizzato in fusione di acciaio inox Aisi 304

REDUCTA floor guide adaptor with housing for fix glass and PIPD02G profile to be directly mounted on the shower tray
Right and left model available, it is used together with PIPG01LG
Aisi 304 stainless steel manufacturing



Catalogo def.indd 120 13/08/20 21:25

PIPD04DG/IPD04SG



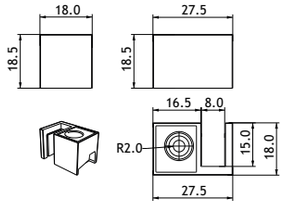

REDUCTA elemento di fissaggio a pavimento per vetro laterale con sede per profilo PIPD02G, da fissare direttamente al piatto doccia
Disponibile in versione destra o sinistra
Tappo coprivite incluso
Realizzato in fusione di acciaio inox Aisi 304

REDUCTA side glass fixing element with PIPD02G profile housing, to be directly mounted on the shower tray
Right and left model availables
Screw cover plug included
Aisi 304 stainless steel manufacturing



PIPD05G



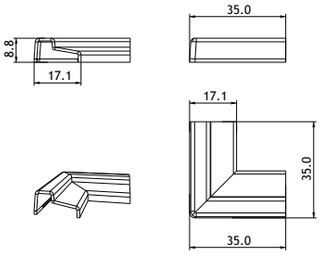

REDUCTA elemento di giunzione a 90° per profilo di contenimento PIPD02G
Realizzato in poliammide metallizzato

REDUCTA 90° angular connection joint for PIPD02G floor dam
Metallized polyamide manufacturing



PREDL-MDG/PREDL-MSG

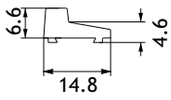



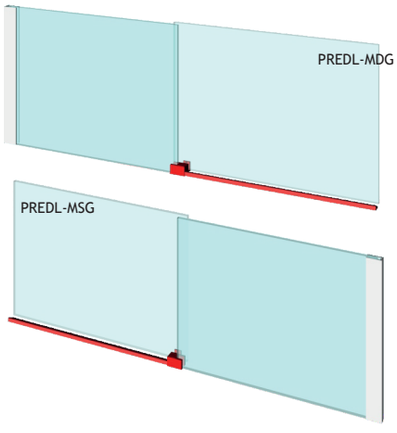

Kit profili REDUCTA per cabine doccia in nicchia costituito da:
1 pz PIPD02G, 1 pz PIPD03DG/PIPD03SG, 1 pz PIPG01LG
Disponibile in versione destra (cod. PREDL-MDG) e sinistra (cod. PREDL-MSG)
Estruso in lega di alluminio/acciaio inox Aisi 304
Lunghezza del profilo 1100 mm

REDUCTA profiles set for wall niche shower rooms composed of:
1 pc PIPD02G, 1 pc PIPD03DG/PIPD03SG, 1 pc PIPG01LG
Right (code PREDL-MDG) and left (code PREDL-MSG) version available
Extruded aluminium alloy/Aisi 304 stainless steel
Bar lenght: 1100 mm



Catalogo def.indd 121 13/08/20 21:25

PREDL-VDG/PREDL-VSG

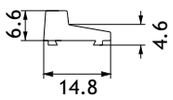



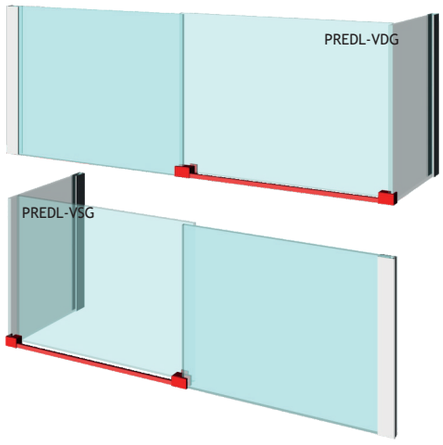

Kit profili REDUCTA per cabine doccia con una o due spalle in vetro disponibile in due misure e costituito da:
1 pz PIPD02G, 1 pz PIPD03DG/PIPD03SG, 1 pz PIPD04DG/PIPD04SG, 1 pz PIPG01LG
Disponibile in versione destra (cod. PREDL-VDG) e sinistra (cod. PREDL-VSG)
Estruso in lega di alluminio/acciaio inox Aisi 304
Lunghezza del profilo 1100 mm

REDUCTA profiles set for glass/wall and glass/glass niche shower rooms composed of:
1 pc PIPD02G, 1 pc PIPD03DG/PIPD03SG, 1 pc PIPD04DG/PIPD04SG, 1 pc PIPG01LG
Right (code PREDL-VDG) and left (code PREDL-VSG) version available
Extruded aluminium alloy/Aisi 304 stainless steel
Bar lenght: 1100 mm



PREDL90G



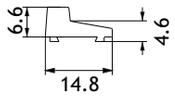

PIPSOG CLAUDIT kit profili REDUCTA per cabine doccia a doppia anta a 90° costituito da:
2 pz PIPD02G, 1 pz PIPD03DG, 1 pz PIPD03SG, 1 pz PIPD05G, 2 pz PIPG01LG
Estruso in lega di alluminio/acciaio inox aisi 304
Lunghezza dei profili 550 mm

IPSO CLAUDIT REDUCTA profiles set for 90° double door shower rooms composed of:
2 pcs PIPD02G, 1 pc PIPD03DG, 1 pc PIPD03SG, 1 pc PIPD05G, 2 pcs PIPG01LG
Extruded aluminium alloy/Aisi 304 stainless steel
Bars lenght: 550 mm

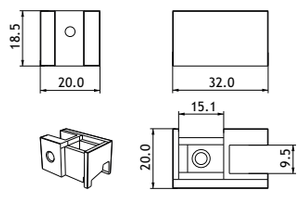

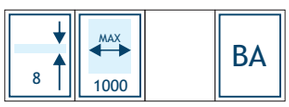

Catalogo def.indd 122 13/08/20 21:25

PMD SYSTEM



Sistema per il contenimento dell'acqua, il fissaggio e la finitura della zona a pavimento dei box doccia scorrevoli serie PRS, PTS e PMS con vetro fisso a filo piatto doccia, diga PMD08G da 20 mm, guida PMDG01G reversibile, terminale PMD06G
Realizzato in acciaio inox Aisi 304 e alluminio

Water containment and floor area finishing systems for PRS, PTS and PMS series shower rooms with fixed glass flush mounting, PMD08G floor dam, PMDG01G reversible guide holder, PMD06G bar end
Aisi 304 stainless steel and aluminium manufacturing



PMDG01G

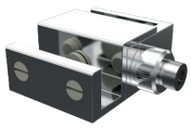

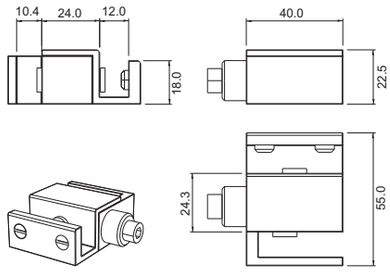

Guida a pavimento reversibile per sistema diga PMD
Fissaggio meccanico o per incollaggio
Realizzata in lega di alluminio

Floor guide for PMD dam systems
Plug or glue fixing
Aluminium alloy manufacturing



PMD08G

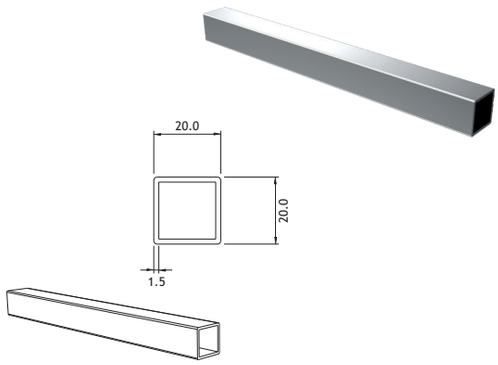

Profilo di contenimento 20 x 20 mm per sistemi PRS, PTS e PMS
Realizzato in acciaio inox Aisi 304
Lunghezza delle barre mm 1000

Floor dam for PRS, PTS and PMS systems
Aisi 304 stainless steel manufacturing
Bar lenght: 1000 mm



PMD06G



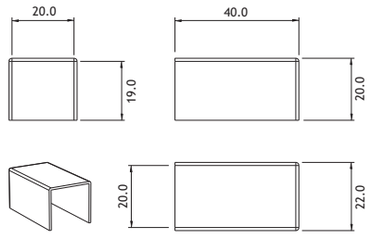

Elemento terminale per PMD08G
Realizzato in acciaio inox Aisi 304

Bar end for PMD08G
Aisi 304 stained steel manufacturing

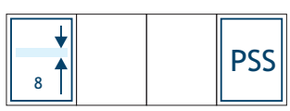

Catalogo def.indd 123 13/08/20 21:25

PCS SYSTEM

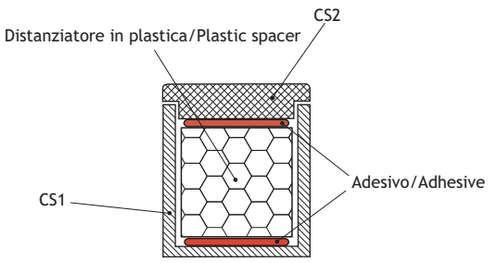

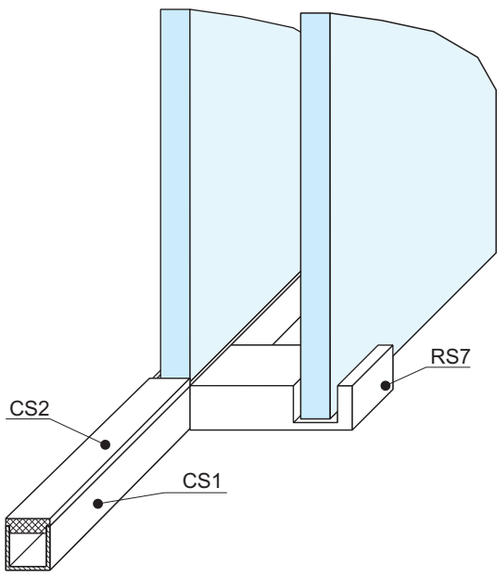

Sistema per il contenimento dell'acqua e la finitura della zona a pavimento nei box doccia serie PMS PRS e PTS che prevede l'uso di una canalina in acciaio inox perimetrale e di elementi accessori. Grazie al nuovo sistema basato su adesivo VHB® 3M resistente ad acqua, calore, dilatazioni termiche, l'accoppiamento tra la canalina ed il profilo superiore di chiusura risulta estremamente semplice, veloce e duraturo

Water containment and floor area finishing system for PMS, PRS and PTS series shower rooms consisting of a stainless steel perimeter «U» channel and accessory elements.
Thanks to the new mount system based on the water, heat, and thermal dilatation resistant 3M VHB® adhesive tape, the «U» channel and upper cover assembling is very easy, fast and durable

			SSS	PSS

PCSKG



Kit completo per il fissaggio e la finitura a pavimento di tutti i box doccia in nicchia della serie PMS, PRS e PTS
Ogni kit comprende:
-PCS01G canalina per il contenimento dell'acqua, 2000 mm, 1 pz
-PCS02G profilo superiore per la finitura di PCS01G, 1000 mm, 1 pz
-PRS07G guida a pavimento per piatti doccia, 1 pz
-Elementi in plastica con adesivo VHB®, 4 pz
-Guarnizione fermavetro PCSB01G, 1000 mm, 1 pz

Complete set for fixing and finishing of the floor area in all PMS, PRS and PTS niche sliding shower rooms systems
Each set includes:
-PCS01G water containment «U» channels, 2000 mm lenght, 1 pc
-PCS02G upper finish profile for PCS01G, 1000 mm lenght, 1 pc
-PRS07G floor guide for shower trays, 1 pc
-Self-adhesive plastic elements with VHB® tape, 4 pcs
-Glazing bead seal PCSB01G, 1000 mm lenght, 1 pc

			SSS	PSS

PCSK90G



Kit completo per il fissaggio e la finitura a pavimento dei box doccia ad angolo a doppia anta della serie PMS, PRS e PTS
Ogni kit comprende:
-PCS01G canalina per il contenimento dell'acqua 2000 mm, 1 pz
-PCS02G profilo superiore per la finitura di PCS01G, 1000 mm, 1 pz
-PCS03G raccordo angolare a 90° per canalina PCS01G, 1 pz
-PRS07G guida a pavimento per piatti doccia, 2 pz
-Elementi in plastica con adesivo VHB®, 6 pz.
-Guarnizione fermavetro PCSB01G, 1000 mm, 1 pz

Complete set for fixing and finishing of the floor area in the PMS, PRS and PTS sliding shower rooms systems
Each set includes:
-PCS01G water containment «U» channels, 2000 mm lenght, 1 pc
-PCS02G upper finish profile for PCS01G, 1000 mm lenght, 1 pc
-PCS03G 90° joint element for PCS01G, 1 pc
-PRS07G floor guide for shower trays, 2 pcs
-Self-adhesive plastic elements with VHB® tape, 6 pcs
-Glazing bead seal PCSB01G, 1000 mm lenght, 1 pc

			SSS	PSS

Catalogo def.indd 124 13/08/20 21:25

PCS01G



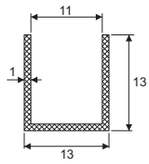

Canalina di contenimento a spigoli vivi per sistema PCS
Realizzata in acciaio inox Aisi 304
Lunghezza delle barre 2000 mm e 2500 mm

Containment sharp corners «U» channels for PCS system
Aisi 304 stainless steel manufacturing
Bar length: 2000 mm and 2500 mm

SSS PSS

PCA02G



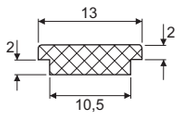

Profilo superiore di chiusura e finitura per canalina PCS01G
Realizzata in acciaio inox Aisi 304
Lunghezza delle barre 1000 mm

Upper finishing and closing profile for PCS01G «U» channel
Aisi 304 stainless steel manufacturing
Bar length: 1000 mm

SSS PSS

PCS03G



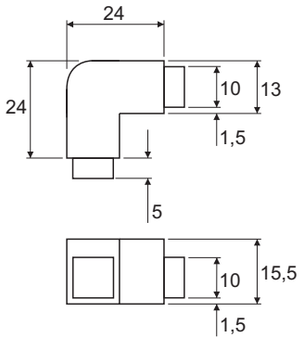

Raccordo angolare a 90° per canalina di contenimento PCS01G
Si utilizza nei kit PMSK90G, RPSK90G e PTSK90G
Realizzato in fusione di acciaio inox Aisi 304

90° angular connection joint for PCS01G containment «U»channel
Use in PMSK90G, PRSK90G and PTSK90G sets
Diecast Aisi 304 stainless steel manufacturing

SSS PSS

PRS07G



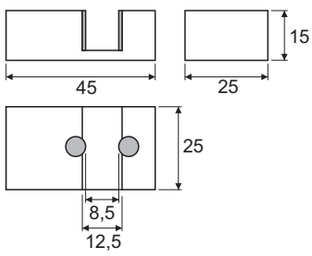

Guida a pavimento per piatti doccia
Realizzata in fusione di acciaio inox Aisi 304

Floor guide for shower trays
Diecast Aisi 304 stainless steel manufacturing

8 SSS PSS

Catalogo def.indd 125 13/08/20 21:25

BERT SYSTEM

PER PIATTI DOCCIA A FILO / FOR FLUSH SHOWER TRAYS



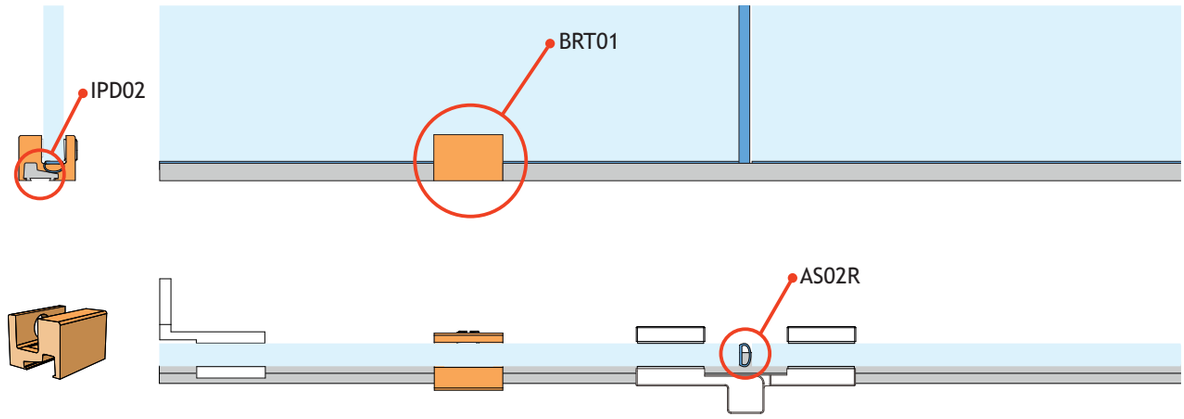

BERT è un piccolo sistema che, grazie alla diga a basso profilo PIPD02G, i morsetti per vetro fisso PBRT01G e la speciale guarnizione adesiva PAS02RG, consente la realizzazione di cabine doccia con apertura a battente a perfetta tenuta

BERT is a small system that, thanks to the PIPD02G low-profile dam, the PBRT01G fixed glass clamps and the special PAS02RG adhesive gasket, allows the realization of shower enclosures with flawless seal opening.



8-10			SSS	PSS	BK

Catalogo def.indd 126 13/08/20 21:25

PBRT01G

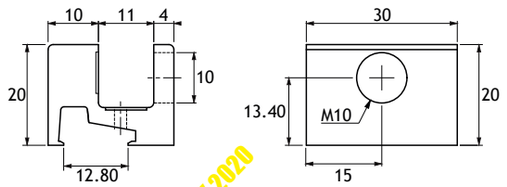

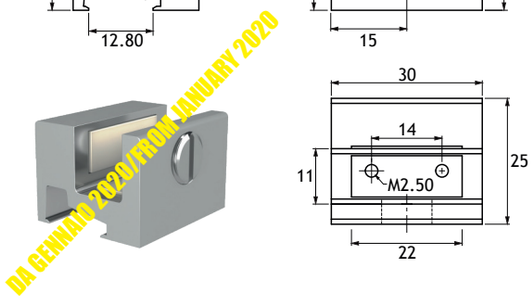

Morsetto per vetro fisso da utilizzarsi in abbinamento con PIPD02G
Non richiede foratura del vetro, può scorrere a piacere sul profilo
Realizzato in fusione di acciaio inox Aisi 304

Clamp for side panel to be used together PIPD02G
No glass cut-out required, it can freely slide on profile
Diecast Aisi 304 Stainless steel manufacturing

8-10			SSS	PSS	BK

PIPD02G

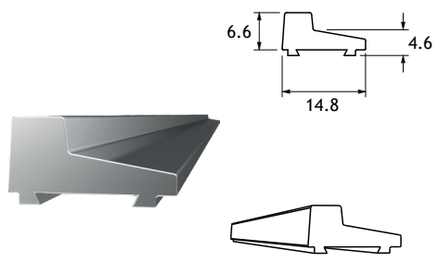

Profilo di contenimento sagomato per sistema BERT
Da fissare con silicone strutturale o bi-adesivo resistente all'acqua
Estruso in lega di alluminio
Lunghezza delle barre mm 1100-2200

Low profile floor dam for BERT system
To be fixed with structural silicone or water-resistant self-adhesive ta
Extruded aluminium alloy
Bar lenght: 1100-2200 mm

			BA	BX

PIPD05G

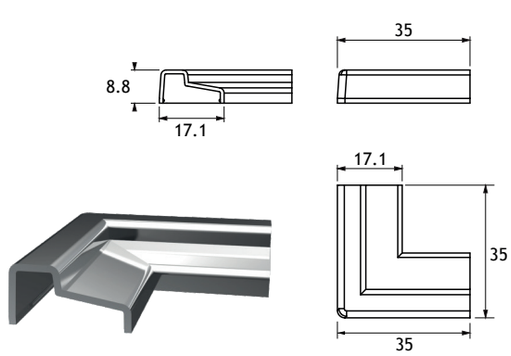

Elemento di giunzione a 90° per profilo di contenimento PIPD02G
Realizzato in nylon metallizzato

90°angular connection joint for PIPD0G floor dam
Metallized nylon manufacturing

			BA	BX

PAS02RG

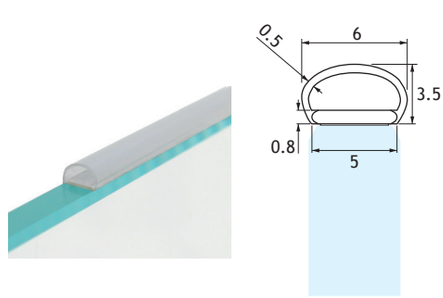

Guarnizione a palloncino adesiva
Speciale polimero ad alta resistenza anti invecchiamento
Adesivo 3M resistente ad acqua, agenti atmosferici, calcare, calore, raggi solari e acidi
Venduta al metro lineare

Adhesive ball seal
Special high resistance anti-aging polymer
Water, weathering agents, limestone, heat, sunlight, acid resistant 3M adhesive
Sold by the meter

6-12		

Catalogo def.indd 127 13/08/20 21:25

PSK02G



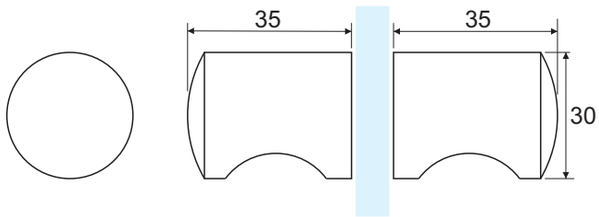

Coppia di pomoli cilindrici con presa per box doccia e porte in vetro
Meccanismo interno di centratura
Realizzati in fusione di lega AC41A ad alta resistenza

Pair of cylindrical knobs with handle grip for shower rooms and glass doors
Inner centering device
Diecast high resistance AC41A alloy manufacturing

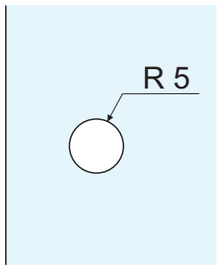

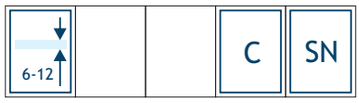

PSK03G



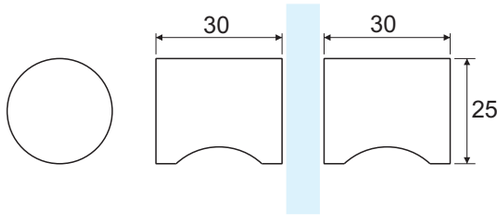

Coppia di pomoli cilindrici con presa per box doccia e porte in vetro
Meccanismo interno di centratura
Realizzati in fusione di lega AC41A ad alta resistenza

Pair of cylindrical knobs with handle grip for shower rooms and glass doors
Inner centering device
Diecast high resistance AC41A alloy manufacturing

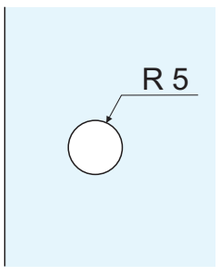



Catalogo def.indd 128 13/08/20 21:25

PSK04G



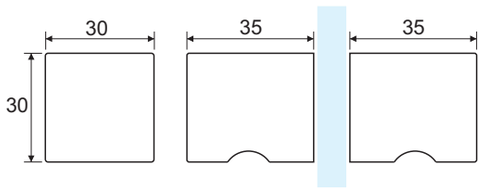

Coppia di pomoli a sezione quadrata con presa per box doccia e porte in vetro
Meccanismo interno di centratura
Realizzati in fusione di lega AC41A ad alta resistenza

Pair of square square section knobs with handle grip for shower rooms and glass doors
Inner centering device
Diecast high resistance AC41A alloy manufacturing

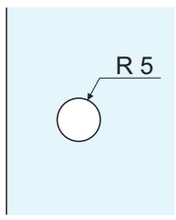

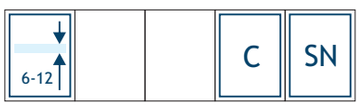

PSK05G



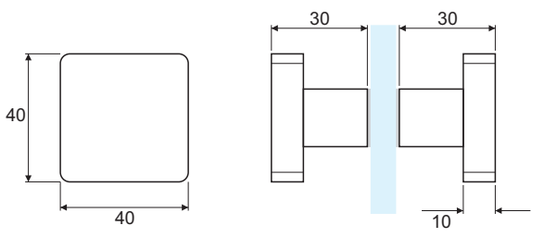

Coppia di pomoli per box doccia e porte in vetro
Meccanismo interno di centratura
Realizzati in fusione di ottone

Pair of knobs for shower rooms and glass doors
Inner centering device
Diecast brass manufacturing

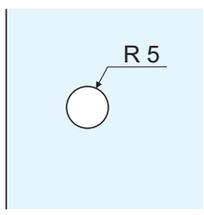

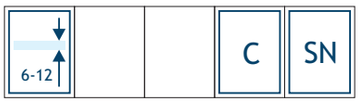

Catalogo def.indd 129 13/08/20 21:25

PSK06G



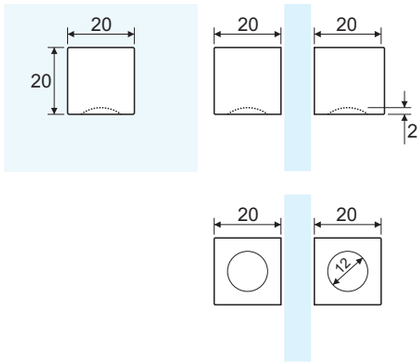

Coppia di pomoli a sezione quadrata con presa per box doccia e porte in vetro
Meccanismo interno di centratura
Realizzati in fusione di ottone

Pair of square section knobs with handle grip for shower rooms and glass doors
Inner centering device
Diecast brass manufacturing

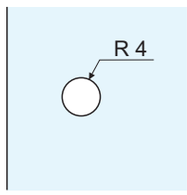

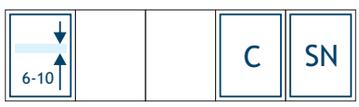

PSK07G



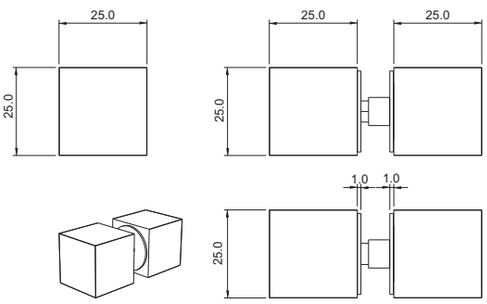

Coppia di pomoli a sezione quadrata per box doccia e porte in vetro
Meccanismo interno di centratura
Realizzati in lega di alluminio

Pair of square section knobs for shower rooms and glass doors
Inner centering device
Aluminium alloy manufacturing

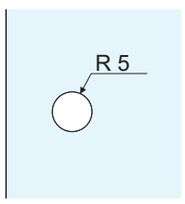



Catalogo def.indd 130 13/08/20 21:25

PDH07G



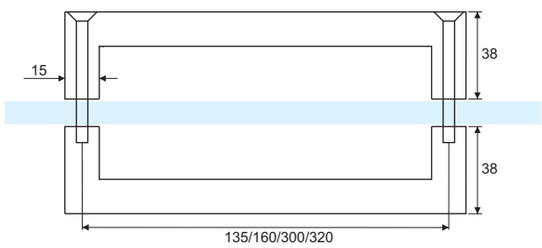

Coppia di maniglioni a sezione quadrata per box doccia e porte in vetro
Realizzati in acciaio inox Aisi 304
Interasse disponibili mm: 135, 160, 300, 320

Pair of square section handles for shower rooms and glass doors
Aisi 304 stainless steel manufacturing
Available c/c mm: 135, 160, 300, 320

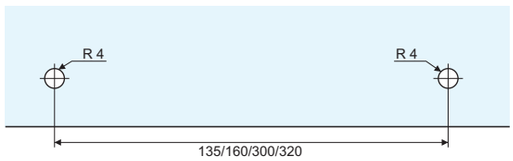



PDH07G





Maniglione singolo a sezione quadrata per box doccia e porte in vetro
Realizzato in acciaio inox Aisi 304
Interasse disponibile mm: 160

Square section single handle for shower rooms and glass doors
Aisi 304 stainless steel manufacturing
Available c/c mm: 160

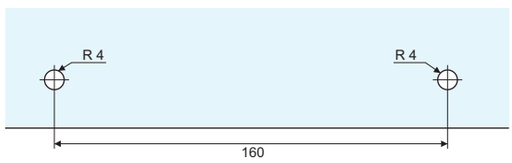



Catalogo def.indd 131 13/08/20 21:25

PDH17G





Coppia di maniglioni a sezione quadrata per box doccia e porte in vetro
Sistema di fissaggio con grani nascosti, nessuna vite in vista
Realizzati in acciaio inox Aisi 304
Interasse disponibili mm: 160, 192 e 224

Pair of square section handles for shower rooms and glass doors
Concealed screws fixing system
Aisi 304 stainless steel manufacturing
Available c/c mm: 160, 192, 224





PDH18G



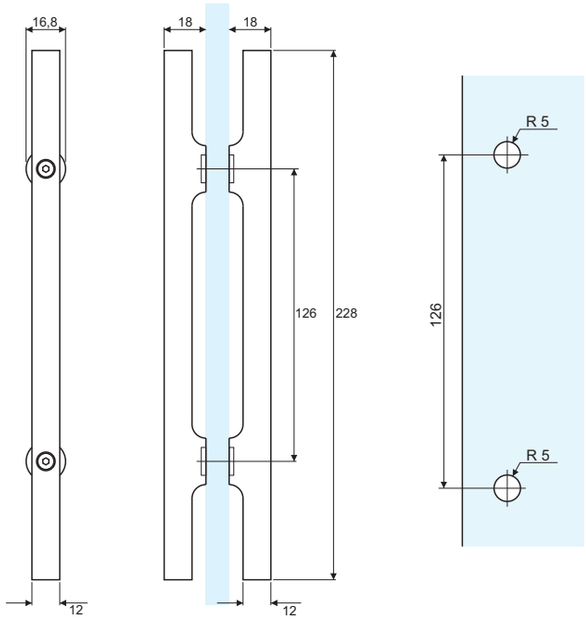

Coppia di maniglioni per box doccia e porte in vetro
Realizzati in lega di zinco
Interasse disponibile mm: 126

Pair of handles for shower rooms and glass doors
Diecast zinc alloy manufacturing
Available c/c mm: 126

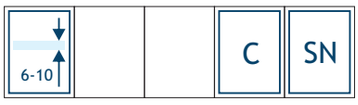

Catalogo def.indd 132 13/08/20 21:25

PDH08G





Coppia di maniglioni per box doccia e porte in vetro
Realizzati in lega di zinco
Interasse disponibile mm: 320

Pair of handles for shower rooms and glass doors
Diecast zinc alloy manufacturing
Available c/c mm: 320





PDH09G



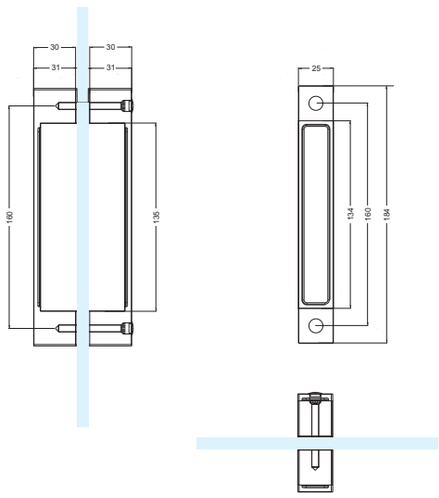

Coppia di maniglioni per box doccia e porte in vetro
Realizzati in lega di zinco
Interasse disponibile mm: 160

Pair of handles for shower rooms and glass doors
Diecast zinc alloy manufacturing
Available c/c mm: 160

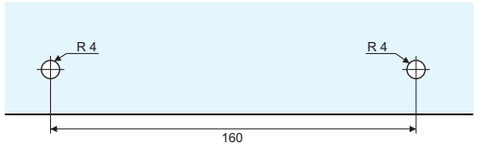

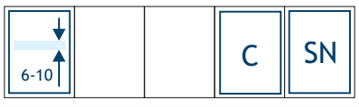

Catalogo def.indd 133 13/08/20 21:25

PDHS03G



Coppia di maniglioni a barra sezione rotonda per box doccia e porte in vetro
Sistema di fissaggio con grani nascosti, nessuna vite in vista
Realizzato in tondino di acciaio inox Aisi 304
Misure disponibili:
PDHS03AG diam. 14 mm inter. 128 mm lungh. 200 mm
PDHS03BG diam. 14 mm inter. 160 mm lungh. 240 mm

Pair of round section bar handles for shower rooms and glass doors
Concealed screws fixing system
Solid Aisi 304 stainless steel manufacturing
Available sizes:
PDHS03AG diam.14 mm c/c 128 mm length 200 mm
PDHS03BG diam.14 mm c/c 160 mm length 240 mm



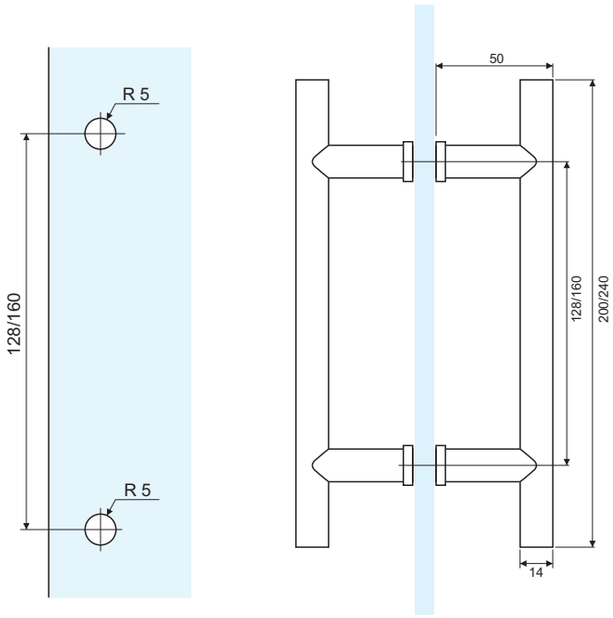

PIPH01G

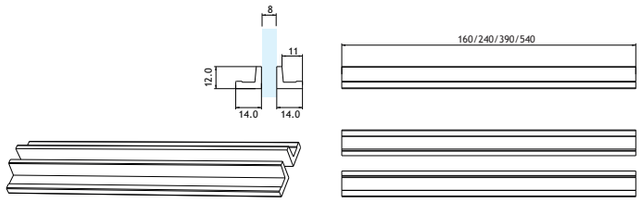



Coppia di maniglie per box doccia scorrevoli
Non richiedono la foratura del vetro
Il design è studiato per consentire un'apertura agevole anche nelle soluzioni a doppia anta a 90°
Fissaggio a vetro mediante bi-adesivo VHB® 3M resistente all'acqua, al calore, alle dilatazioni termiche
Realizzate in lega di alluminio
Disponibili in lunghezza 160, 240, 390 e 540 mm

Pair of sliding shower doors handles
Not requiring glass drilling
The design is studied to allow comfortable opening even in 90° double-door solutions
Fixed to the glass with water, heat, and thermal dilatation resistant 3M VHB® adhesive tape
Aluminium alloy manufacturing
Available 160, 240, 390, 540 mm lenghts



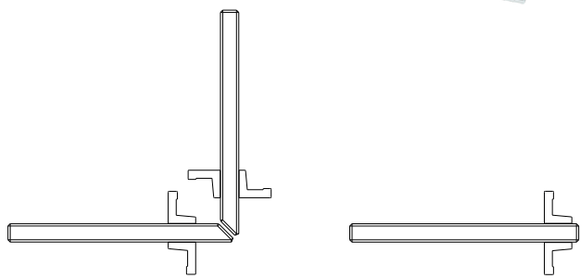

Catalogo def.indd 134 13/08/20 21:25

PRH03G



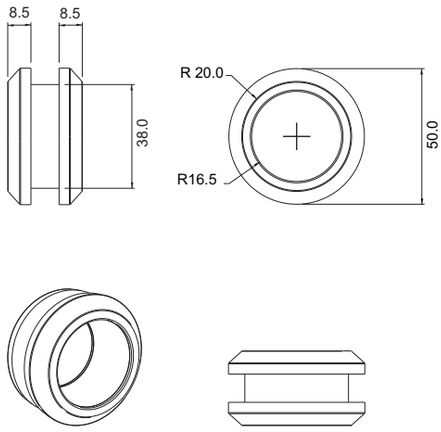

Maniglia ad anello aperta per porte scorrevoli
Realizzata in acciaio inox Aisi 304

Open ring handle for glass sliding doors
Aisi 304 stainless steel manufacturing



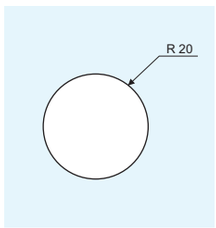

PRH04G



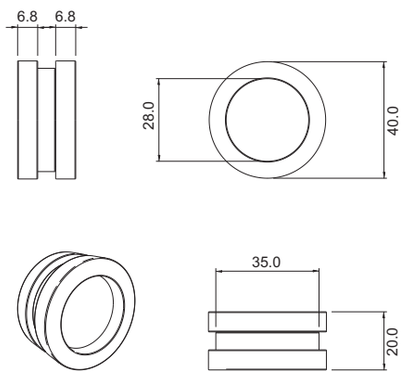

Maniglia ad anello chiusa per porte scorrevoli
Realizzata in acciaio inox Aisi 304

Closed ring handle for glass sliding doors
Aisi 304 stainless steel manufacturing



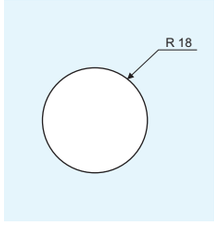

Catalogo def.indd 135 13/08/20 21.25

PSRH01G



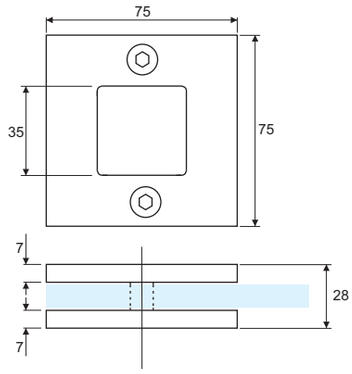

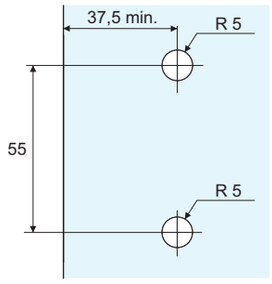

Maniglia quadrata per porte scorrevoli
Realizzata in fusione di acciaio inox Aisi 304

Square handle for glass sliding doors
Diecast Aisi 304 stainless steel manufacturing



PSRH02G



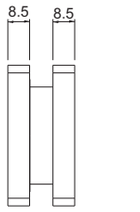

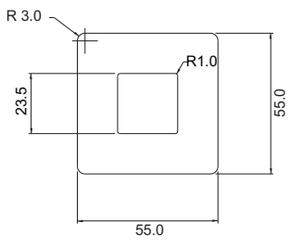

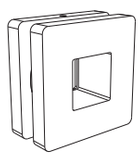

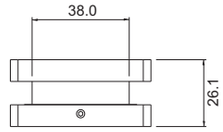

Maniglia quadrata aperta per porte scorrevoli
Senza viti in vista
Realizzata in fusione di acciaio inox Aisi 304

Open square handle for glass sliding doors
Without screws at sight
Diecast Aisi 304 stainless steel manufacturing



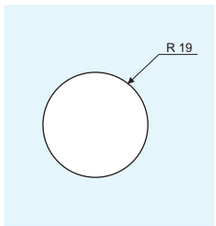

Catalogo def.indd 136 13/08/20 21:25

PSRHA01G



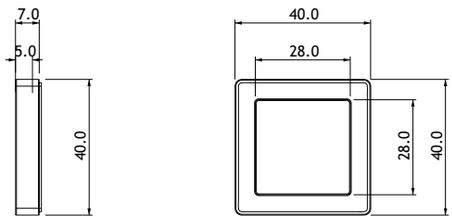

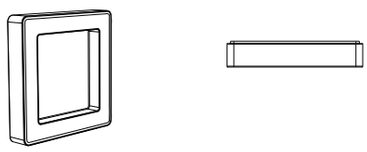

Coppia di maniglie autoadesive quadrate per porte scorrevoli
Speciale adesivo 3M VHB ® ad alta resistenza
Realizzata in acciaio inox Aisi 304
Pulizia del vetro con alcool isopropilico consigliata

Pair of squared self-adhesive handles for glass sliding doors
Special high resistance 3M VHB ® tape
Aisi 304 stainless steel manufacturing
Glass cleaning with isopropyl alcohol is recommended

			SSS	PSS

PRHA04G



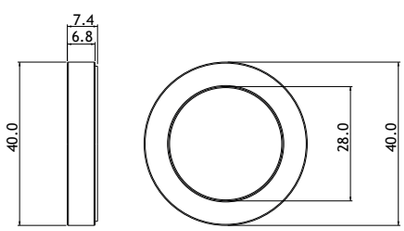

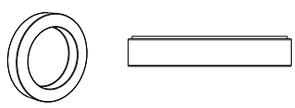

Coppia di maniglie autoadesive rotonde per porte scorrevoli
Speciale adesivo 3M VHB ® ad alta resistenza
Realizzata in acciaio inox Aisi 304
Pulizia del vetro con alcool isopropilico consigliata

Pair of round self-adhesive handles for glass sliding doors
Special high resistance 3M VHB ® tape
Aisi 304 stainless steel manufacturing
Glass cleaning with isopropyl alcohol is recommended

			SSS	PSS

Catalogo def.indd 137 13/08/20 21:25

PGRH01G

AUTO ADESIVE-*SELF ADHESIVE*



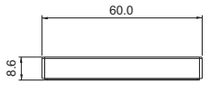



Coppia di maniglie autoadesive rettangolari per porte scorrevoli
Speciale adesivo 3M VHB ® ad alta resistenza
Realizzate in lega di alluminio
Pulizia del vetro con alcool isopropilico consigliata

Pair of rectangular self-adhesive handles for glass sliding doors
Special high resistance 3M VHB ® tape
Aluminium alloy manufacturing
Glass cleaning with isopropyl alcohol is recommended

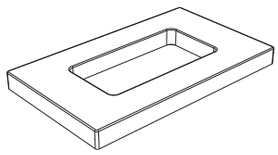

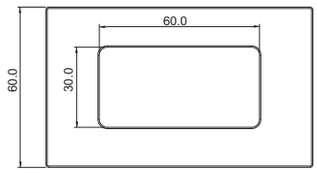

			AA	XA	BA

PGRH02G

AUTO ADESIVE-*SELF ADHESIVE*







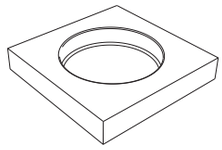

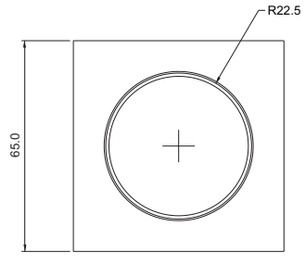

Coppia di maniglie autoadesive quadrate per porte scorrevoli
Speciale adesivo 3M VHB ® ad alta resistenza
Realizzate in lega di alluminio
Pulizia del vetro con alcool isopropilico consigliata

Pair of squared self-adhesive handles for glass sliding doors
Special high resistance 3M VHB ® tape
Aluminium alloy manufacturing
Glass cleaning with isopropyl alcohol is recommended

			AA	XA	BA

Catalogo def.indd 138 13/08/20 21:25

PGRH03G

AUTO ADESIVO-*SELF ADHESIVE*



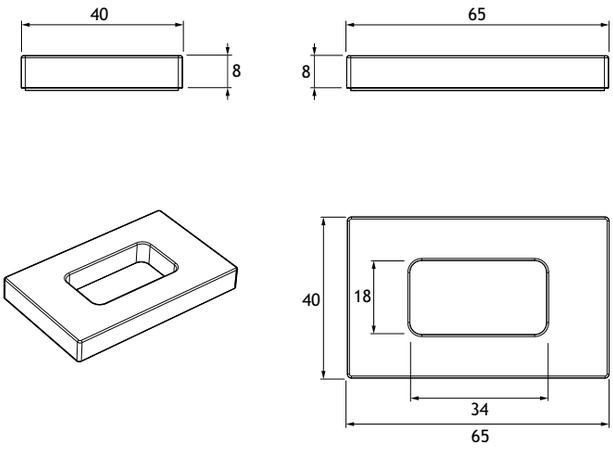

Coppia di maniglie rettangolari autoadesive per box doccia
Speciale adesivo 3M VHB ® ad alta resistenza
Realizzate in lega di alluminio
Pulizia del vetro con alcool isopropilico consigliata

Pair of rectangular self-adhesive handles for shower cabin
Special high resistance 3M VHB ® tape
Aluminium alloy manufacturing
Glass cleaning with isopropyl alcohol is recommended

			BA	BX

PIPAG



Alcool isopropilico in confezione spray 200 ml
Da utilizzarsi per la pulizia del vetro
Indispensabile per la corretta adesione di guarnizioni e maniglie autoadesive

Isopropyl alcohol in spray pack, 200 ml
To be used for glass cleaning
Essential for the proper adhesion of self-adhesive handles and seals

Catalogo def.indd 139 13/08/20 21:25

PEWF21G



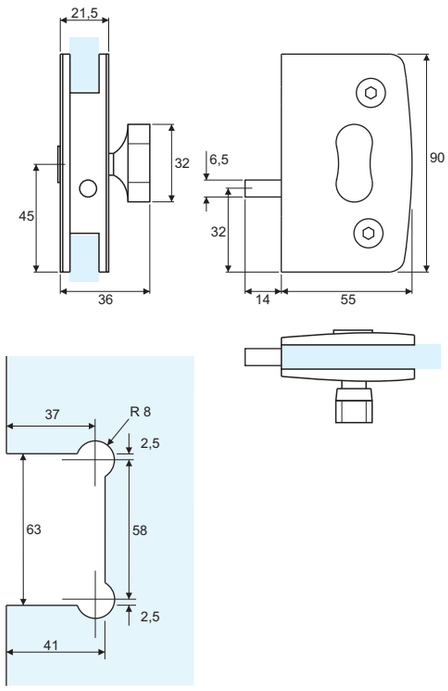

Chiusura libero-occupato con apertura di emergenza
Completa di piastrina di riscontro a muro
Realizzata in fusione di ottone

Shower door lock with emergency releasing
Wall strike plate included
Diecast brass manufacturing

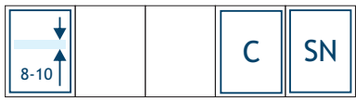

PEWF22G



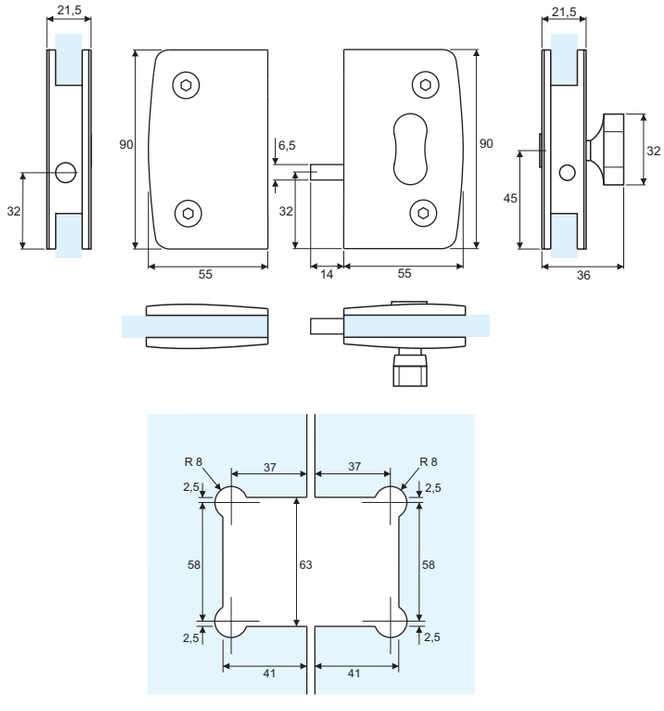

Chiusura libero-occupato con apertura di emergenza
Completa di controcartella di riscontro a vetro
Realizzata in fusione di ottone

Shower door lock with emergency releasing
Glass strike patch included
Diecast brass manufacturing

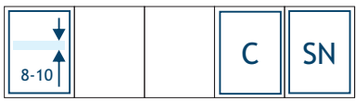

Catalogo def.indd 140 13/08/20 21:25

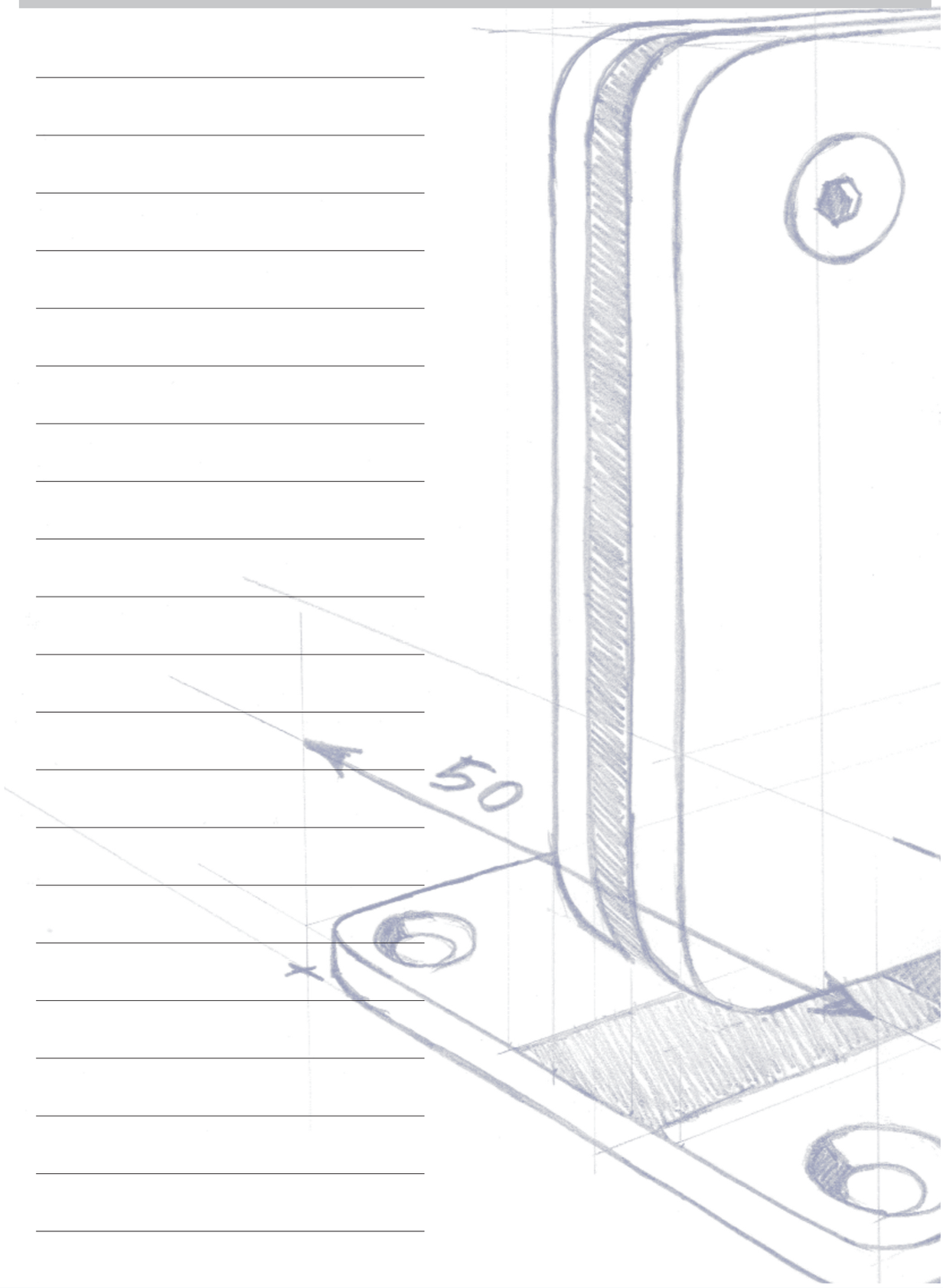

Catalogo def.indd 141 13/08/20 21:25

Cerniere e componenti per box doccia
Shower rooms hinges and fitting

PS08MG

Guarnizione magnetica per chiusure a 180°
Realizzata in PVC trasparente, magnete bianco
Coppia di barre, lunghezza mm 2200

Magnetic seal for 180° closing doors
Transparent PVC manufacturing, white magnet
Twin bars, length: 2200 mm

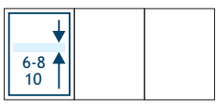



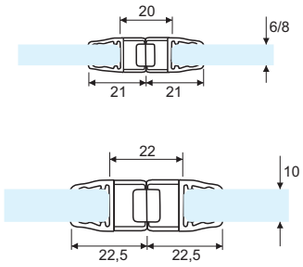

PPS10MG

Guarnizione magnetica per chiusure a 90°
Realizzata in PVC trasparente, magnete bianco
Coppia di barre, lunghezza mm 2200

Magnetic seal for 90° closing doors
Transparent PVC manufacturing, white magnet
Twin bars, length: 2200 mm

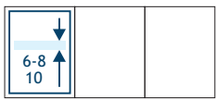



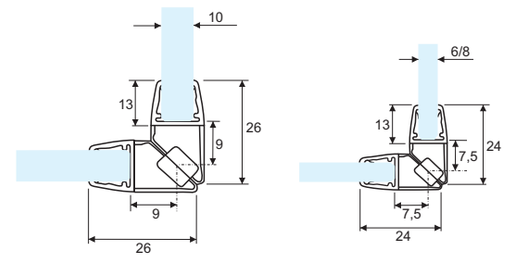

PPS11G

Guarnizione a palloncino
Realizzata in PVC trasparente
Lunghezza barre mm 2200

Ball seal
Transparent PVC manufacturing
Bar length: 2200 mm

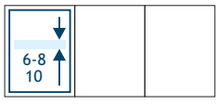



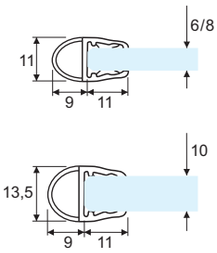

PPS16G

Guarnizione gocciolatoio
Realizzata in PVC trasparente
Lunghezza barre mm 2200

Drip flap seal
Transparent PVC manufacturing
Bar length: 2200 mm

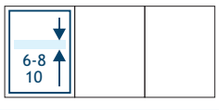



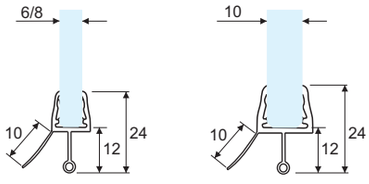

Catalogo def.indd 142 13/08/20 21:25

PPS17G

Guarnizione con aletta rigida
Realizzata in PVC trasparente
Lunghezza barre mm 2200

Hard lip seal
Transparent PVC manufacturing
Bar length: 2200 mm



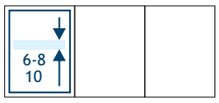

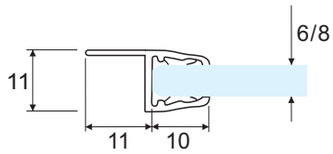

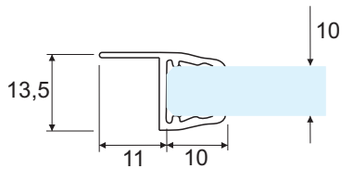

PPS18G

Guarnizione con aletta morbida
Realizzata in PVC trasparente
Lunghezza barre mm 2200

Soft lip seal
Transparent PVC manufacturing
Bar length: 2200 mm



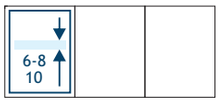

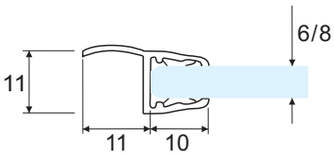

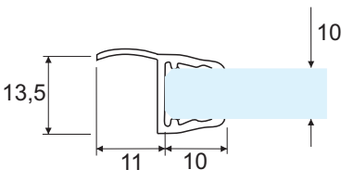

PPS19G

Guarnizione per scorrevoli
Realizzata in PVC trasparente
Lunghezza barre mm 2200

Sliding doors seal
Transparent PVC manufacturing
Bar length: 2200 mm



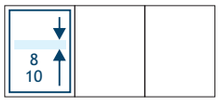

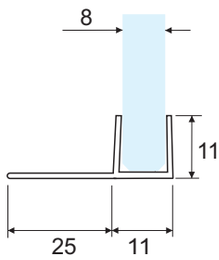

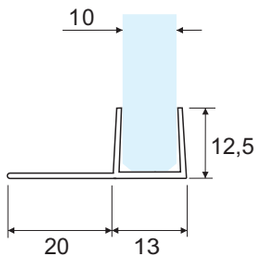

Catalogo def.indd 143 13/08/20 21:25

PAS01G

Guarnizione universale adesiva brevettata - per vetro di qualsiasi spessore
Speciale polimero ad alta resistenza anti invecchiamento
Adesivo 3M resistente ad acqua, agenti atmosferici, calcare, calore, raggi solari e acidi
Lunghezza barre mm 2100

Patented universal adhesive seal - Fits all glass thickness
Special high resistance anti-aging polymer
Water, weathering agents, limestone, heat, sunlight, acid resistant 3M adhesive
Bar length: 2100 mm



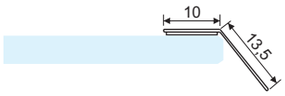

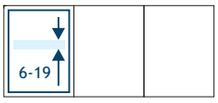

PAS02RG

Guarnizione a palloncino adesiva
Speciale polimero ad alta resistenza anti invecchiamento
Adesivo 3M resistente ad acqua, agenti atmosferici, calcare, calore, raggi solari e acidi
Venduta al metro lineare

Adhesive ball seal
Special high resistance anti-aging polymer
Water, weathering agents, limestone, heat, sunlight, acid resistant 3M adhesive
Sold by the meter



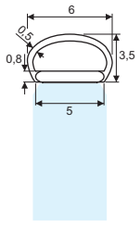

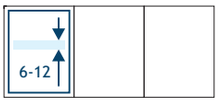

PIPAG

Alcool isopropilico in confezione spray 200 ml
Da utilizzarsi per la pulizia del vetro
Indispensabile per la corretta adesione di guarnizioni e maniglie autoadesive

Isopropyl alcohol in spray pack, 200 ml
To be used for glass cleaning
Essential for the proper adhesion of self-adhesive handles and seals





Catalogo def.indd 144 13/08/20 21:25

PIC01G-PIC02G

Canaline a spigoli vivi e bordo ripiegato
Realizzate in acciaio inox AISI 304
Lunghezza barre mm 2500

Sharp corners «U» channels with folded edge
AISI 304 stainless steel manufacturing
Bar length: 2500 mm



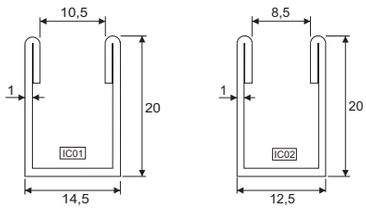

8 10			SSS	PSS

PICS01G-PICS02G

Canaline a spigoli vivi
Realizzate in acciaio inox AISI 304
Lunghezza barre mm 2500

Sharp corners «U» channels
AISI 304 stainless steel manufacturing
Bar length: 2500 mm



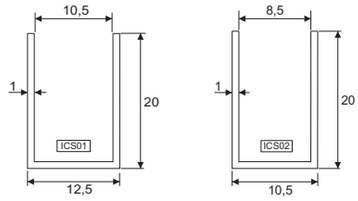

8 10			SSS	PSS

PSP01G-PSP02G-PSP03G

Canaline a spigoli vivi
Realizzate in alluminio
Lunghezza barre mm 3000

Sharp corners «U» channels
Aluminium manufacturing
Bar length: 3000 mm



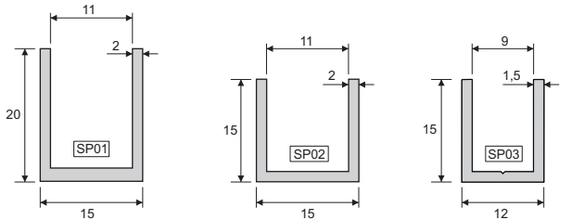

8 10			AA	BA	XA

Catalogo def.indd 145 13/08/20 21:25

PPSW10MG



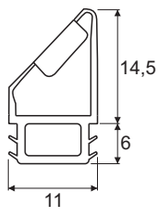

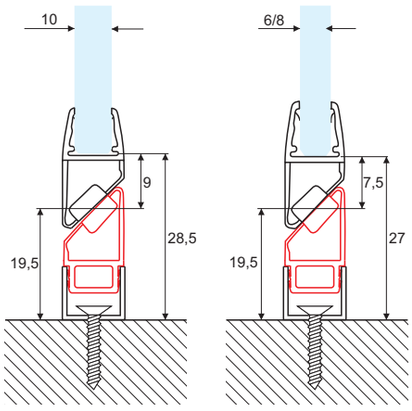

Guarnizione magnetica per chiusure a muro
Si utilizza con canalina PICS03G fissata a parete, abbinata a una guarnizione PPS10MG sull'anta
Realizzata in PVC trasparente, magnete bianco
Coppia di barre, lunghezza mm 2200

Magnetic seal for wall closing doors
Use with PICS03G «U» channel fixed to the wall, it matches the PPS10MG seal mounted on the door
Transparent PVC manufacturing, white magnet
Twin bars, length: 2200 mm

PICS03G



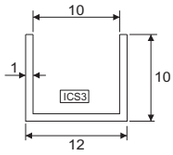

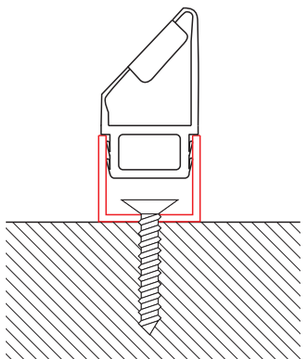

Canalina a spigoli vivi per guarnizione magnetica PPSW10MG
Realizzata in acciaio inox AISI 304
Lunghezza barre mm 2500

Sharp corners «U» channel for PPSW10MG magnetic seal
AISI 304 stainless steel manufacturing
Bar length: 2500 mm

SSS PSS

Catalogo def.indd 146 13/08/20 21:25

PCSB01G-PICB01G-PICB02G



Guarnizioni fermavetro per canaline in acciaio inox
PCSB01G per canalina PCS01G vetro 8 mm
PICB01G per canalina PICS01G vetro 8 mm
PICB02G per canalina PICS02G vetro 6 mm
Realizzata in PVC morbido trasparente
Venduta in rotolo al metro lineare

Bead seal for stainless steel «U» channel
PCSB01G for PCS01G channel 8 mm glass
PICB01G for PICS01G channel 8 mm glass
PICB02G for PICS02G channel 6 mm glass
Transparent soft PVC manufacturing
Sold by the meter

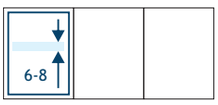

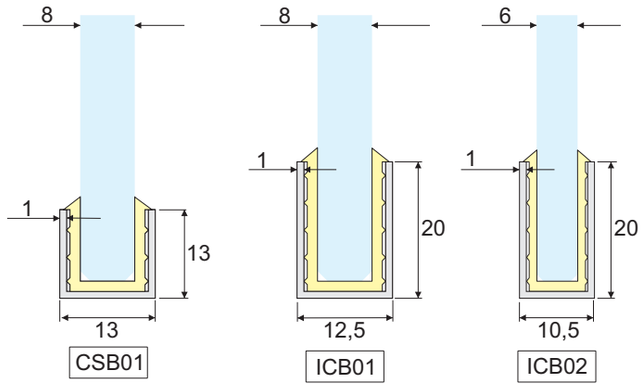

Catalogo def.indd 147 13/08/20 21:25

COMPONENTI E CERNIERE PER PORTE E DIVISORI IN VETRO

GLASS DOORS PATCH FITTINGS AND HINGES

Catalogo def.indd 148 13/08/20 21:25

INDICE
INDEX

PAG 150

Componenti per porte esterne PF
Patch fittings

PAG 173

Chiudiporta
Floor door closers

PAG 178

Cerniere porte in vetro
Glass doors hinges

PAG 189

Serrature e accessori per porte in vetro
Glass door locks and accessories

PHP01G





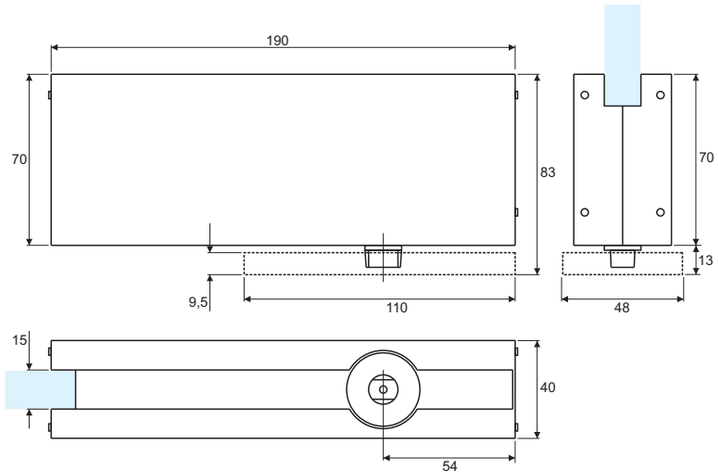

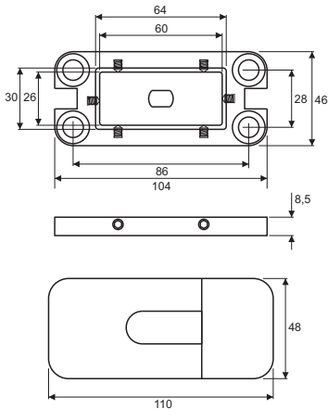



Cerniera inferiore oleodinamica con chiudiporta integrato
Stop a 0° +90° -90°
Regolazione della velocità di chiusura e dello scatto
Regolazione della base: ± 2 mm nelle due direzioni
Regolazione angolare della base: ± 4°
Testata 500.000 cicli di apertura
Compatibile con cerniera superiore PPF02G e tutti gli altri accessori delle serie PPF

Hydraulic lower hinge with integrated door closer
Stop at 0° +90° -90°
Adjustable closing and brake speed
Adjustable baseplate: ± 2 mm and ± 4°
500.000 opening cycles tested
It works together PPF02G upper hinge and all others PPPF series accessories

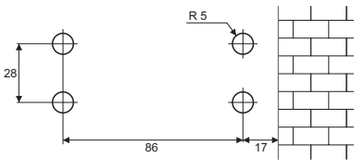



Catalogo def.indd 150 13/08/20 21:25

PHP02G





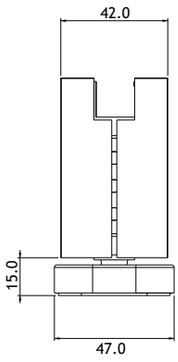

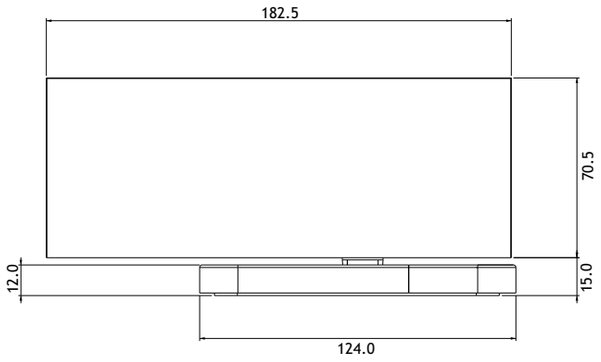

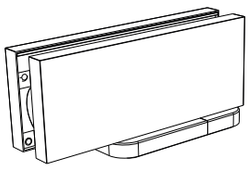

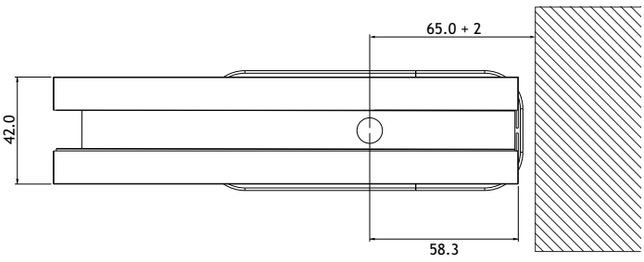

Cerniera inferiore oleodinamica con chiudiporta integrato
Stop a 0° +90° -90°
Regolazione della velocità di chiusura e dello scatto
Regolazione della base: ± 1 mm nelle due direzioni
Regolazione angolare della base: ± 2°
Testata 500.000 cicli di apertura
Compatibile con cerniere superiori PPF02G e PPFH02G e tutti gli altri accessori delle serie PPF

Hydraulic lower hinge with integrated door closer
Stop at 0° +90° -90°
Adjustable closing and brake speed
Adjustable baseplate: ± 1 mm and ± 2°
500.000 opening cycles tested
It works together PPF02G and PPFH02G upper hinges and all others PPF series accessories



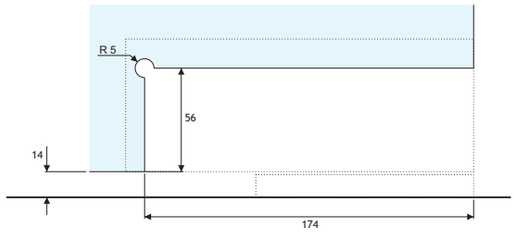

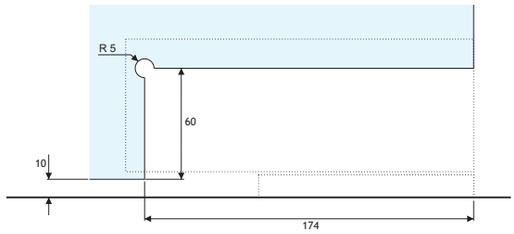

Catalogo def.indd 151 13/08/20 21:25

PHP02G

1

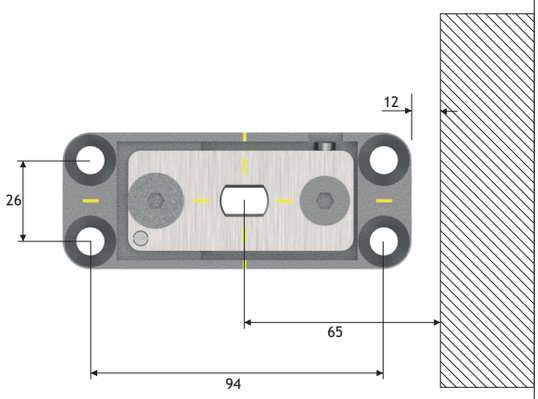

Corretta installazione della base di fissaggio: i segni di riferimento sono allineati

Correct setting of the fixing plate: reference marks are aligned

3

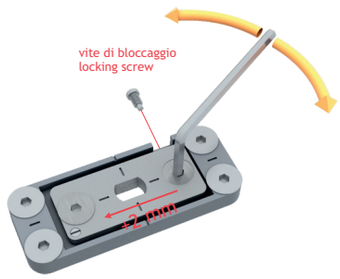

Regolazione lineare della base mediante bussola eccentrica: + 2mm. dai segni di riferimento

Linear adjustement with eccentric bush + 2mm from alignement marks

2



Fissaggio della base e allineamento della rotazione superiore

Baseplate fixing and upper pivot alignement

4

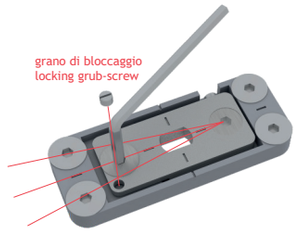

Regolazione angolare della base: ± 2°
Fermare la base agendo sulla vite e quindi sul grano di bloccaggio

Fixing base angular adjustement: ± 2°
Stop the fixing plate acting on the screw and then on the locking grub-screw

5



Montaggio dei grani di serraggio

Mounting of fastening grub-screws

Catalogo def.indd 152 13/08/20 21:25

PHP02G

6

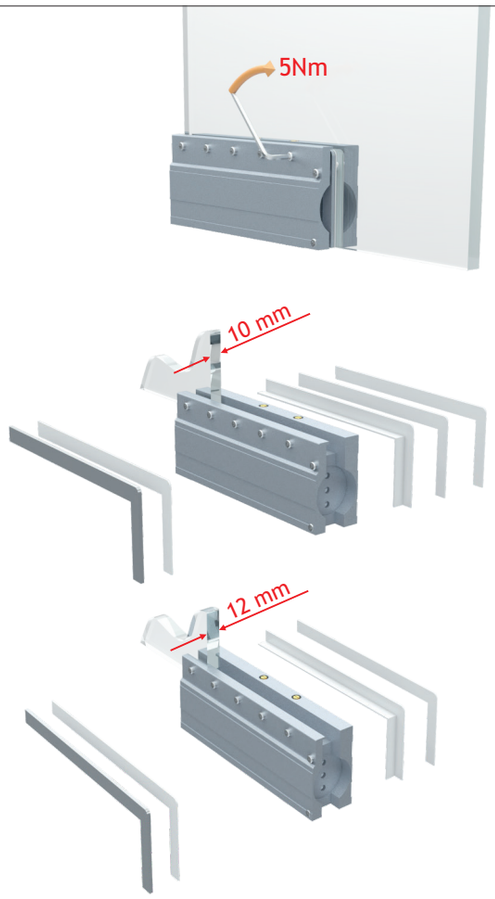

Montaggio della cerniera sulla porta. Il numero di guarnizioni da utilizzare dipende dello spessore del vetro. Serraggio dei grani di fissaggio a 5Nm mediante la nostra chiave dinamometrica CDK01 (acquistabile a parte)

Mounting of the hinge on the door. The number of gaskets depends on the glass thickness. Grub-screws tightening to 5Nm using our CDK01 torque wrench (supplied separately)

7



Installazione della porta con cerniera montata

Installation of the door with hinge

8



Se necessaria la regolazione longitudinale ed angolare della porta aprire l'anta e operare come indicato nelle figure 3 e 4

If longitudinal and angular adjustment of the door is required, open the leaf and operate as shown in the figures 3 and 4

9

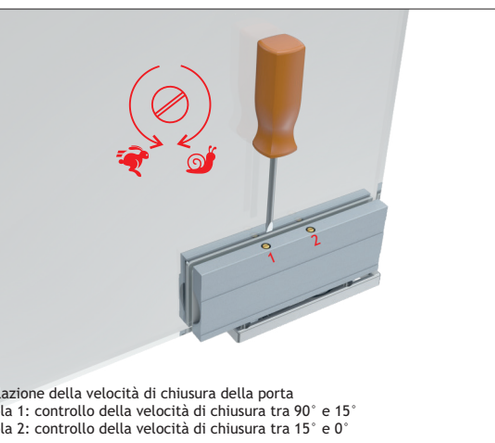

Regolazione della velocità di chiusura della porta
Valvola 1: controllo della velocità di chiusura tra 90° e 15°
Valvola 2: controllo della velocità di chiusura tra 15° e 0°

Door closing speed adjustement
Valve 1: control of closing range 110°-15°
Valve 2: control of closing range 15° - 0°

10



Montaggio delle copertine

Covers mounting

Catalogo def.indd 153 13/08/20 21:25

PHF02G



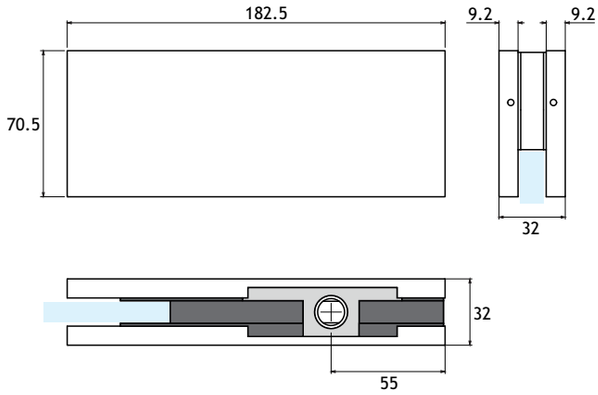

Cerniera superiore regolabile con copertine maggiorate per PHP02G
Corpo realizzato in fusione di allumnio
Copertine in acciaio inox Aisi 304

Adjustable upper hinge with larger covers for PHP02G
Diecast aluminium body manufacturing
Aisi 304 stainless steel covers



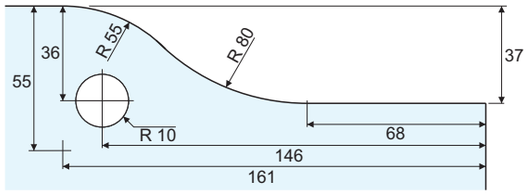

Catalogo def.indd 154 13/08/20 21:26

PHP02G

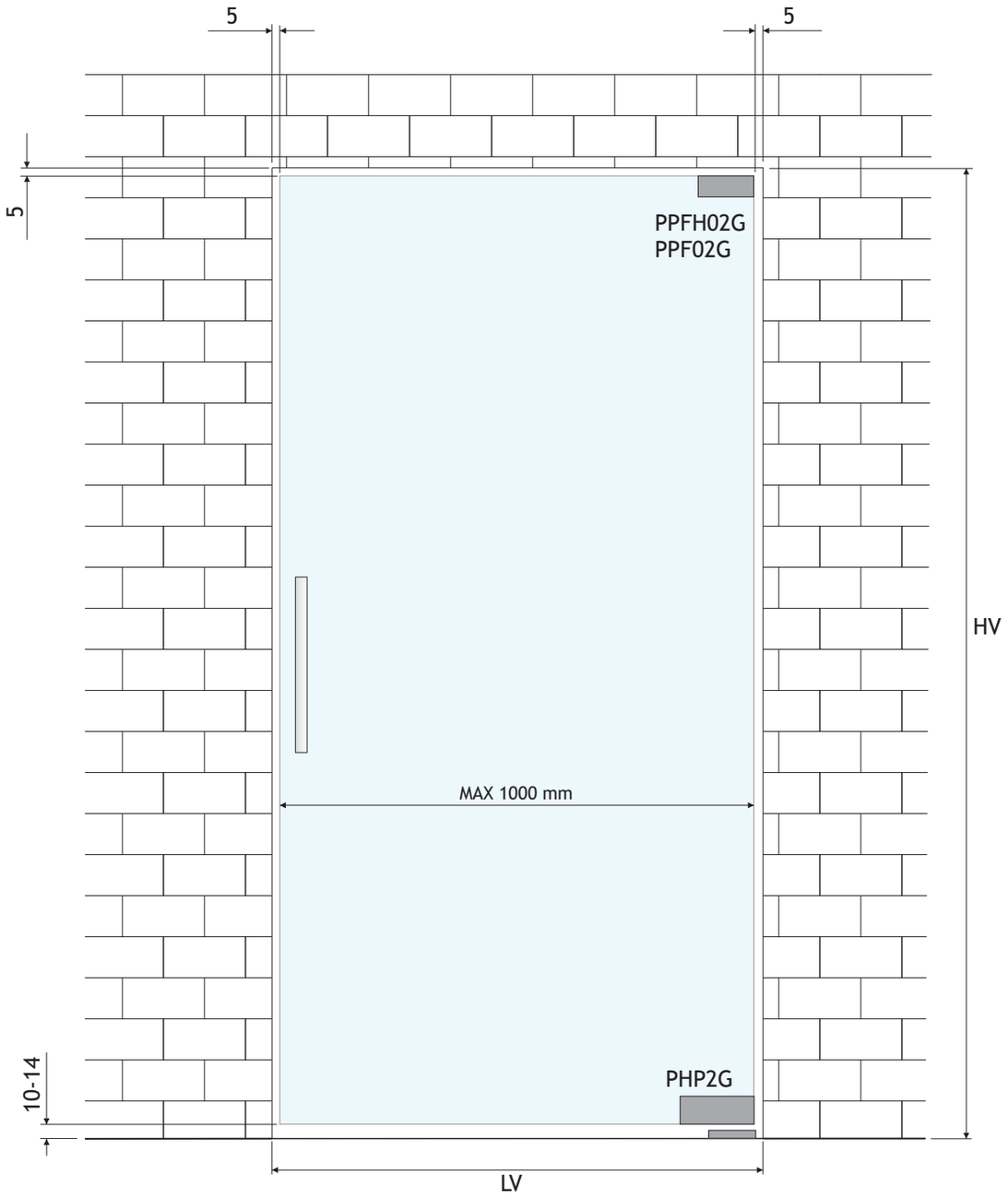

Dimensionamento della porta consigliato, anta singola	Recommended glass sizing, single door
Larghezza porta = LV - 10 mm	Door width = LV - 10 mm
Altezza porta = HV - 15/19 mm	Door height = HV - 15/19 mm

Catalogo def.indd 155 13/08/20 21:26

PPF01G



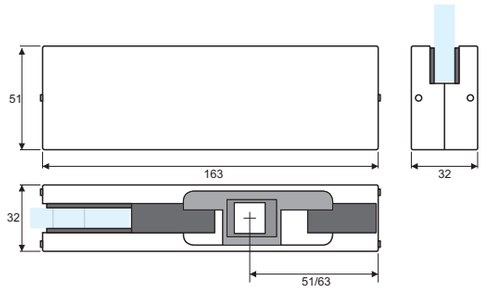

Cerniera inferiore serie 51
Innesto per chiudiporta quadro Italia
Corpo realizzato in fusione di alluminio
Copertine in acciaio inox Aisi 304

Lower hinge 51 series
Squared Italian standard door closer inset
Diecast aluminium body manufacturing
Aisi 304 stainless steel covers



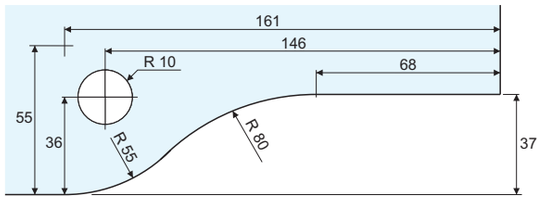

PPF02G



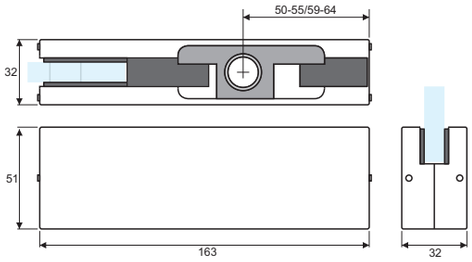

Cerniera superiore regolabile serie 51
Corpo realizzato in fusione di alluminio
Copertine in acciaio inox Aisi 304
Disponibili copertine maggiorate per abbinamento con PHP02G

Adjustable upper hinge 51 series
Diecast aluminium body manufacturing
Aisi 304 stainless steel covers
Larger covers available for PHP02G matching



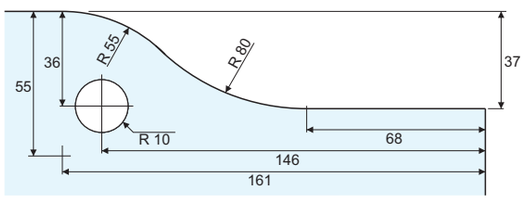

Catalogo def.indd 156 13/08/20 21:26

PPF03G



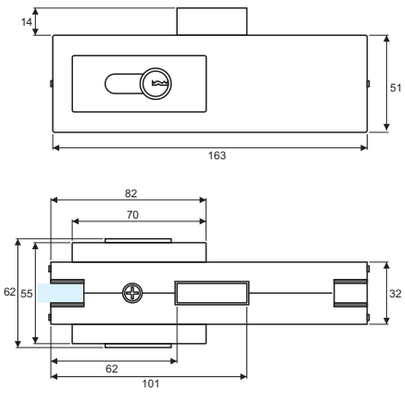

Serratura angolare serie 51
Completa di piastrina di riscontro a muro
Corpo realizzato in fusione di alluminio
Copertine in acciaio inox Aisi 304

Corner lock 51 series
Wall strike plate included
Diecast aluminium body manufacturing
Aisi 304 stainless steel covers





PPF04G



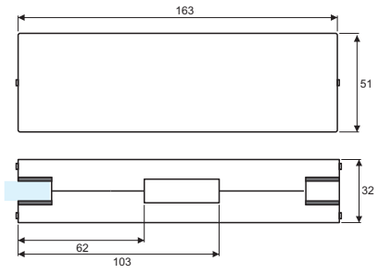

Controcartella per serratura angolare PPF03G serie 51
Corpo realizzato in fusione di alluminio
Copertine in acciaio inox Aisi 304

Strike patch for PPF03G corner lock 51 series
Diecast aluminium body manufacturing
Aisi 304 stainless steel covers





Catalogo def.indd 157 13/08/20 21:26

PPF05G



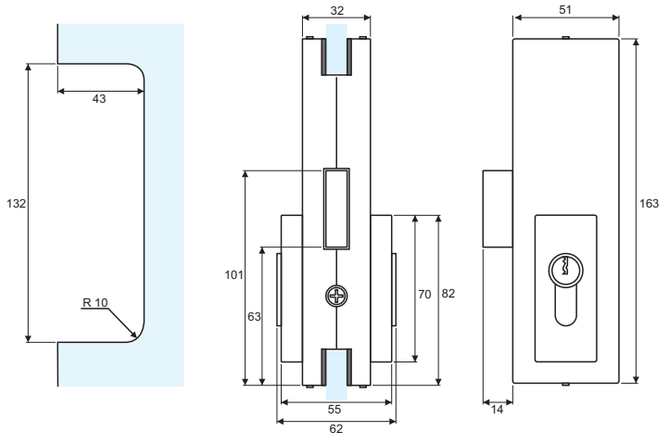

Serratura centrale serie 51
Completa di piastrina di riscontro a muro
Corpo realizzato in fusione di alluminio
Copertine in acciaio inox Aisi 304

Central lock 51 series
Wall strike plate included
Diecast aluminium body manufacturing
Aisi 304 stainless steel covers



PPF06G



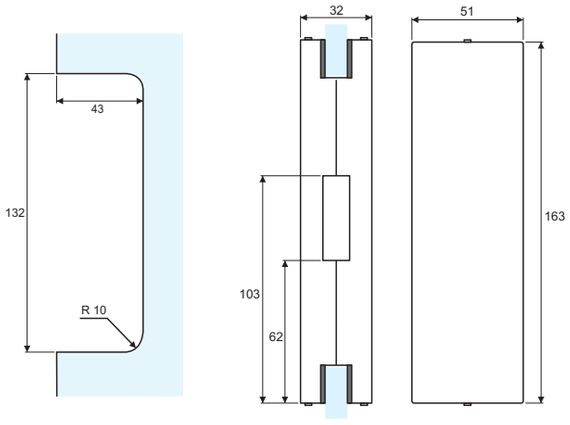

Controcartella per serratura centrale PPF05G serie 51
Corpo realizzato in fusione di alluminio
Copertine in acciaio inox Aisi 304

Strike patch for PPF05G central lock 51 series
Diecast aluminium body manufacturing
Aisi 304 stainless steel covers



Catalogo def.indd 158 13/08/20 21:26

PPF07G



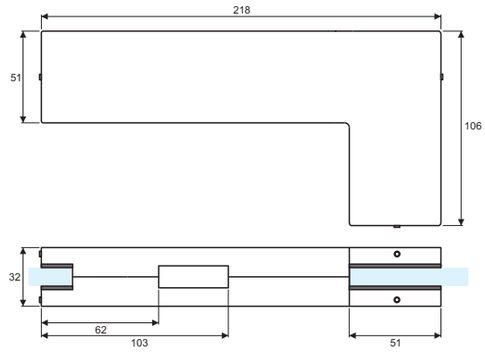

Reggi-sopraluce e vetro laterale con riscontro per serratura angolare PPF03G serie 51
Corpo realizzato in fusione di alluminio
Copertine in acciaio inox Aisi 304

Overpanel/side glass patch with strike for PPF03G corner lock 51 series
Diecast aluminium body manufacturing
Aisi 304 stainless steel covers

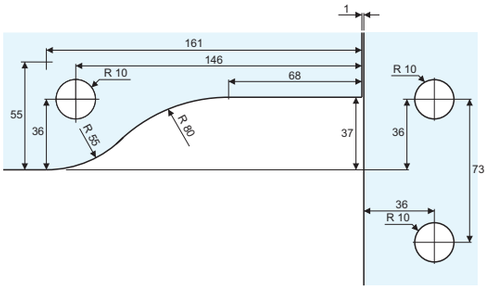



PPF08G



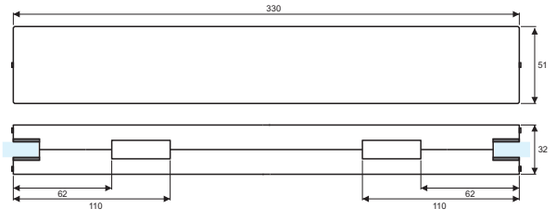

Contocartella doppia per serratura angolare PPF03G serie 51
Corpo realizzato in fusione di alluminio
Copertine in acciaio inox Aisi 304

Double door strike patch for PPF03G corner lock 51 series
Diecast aluminium body manufacturing
Aisi 304 stainless steel covers

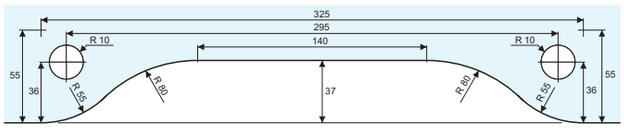



Catalogo def.indd 159 13/08/20 21:26

PPF11G



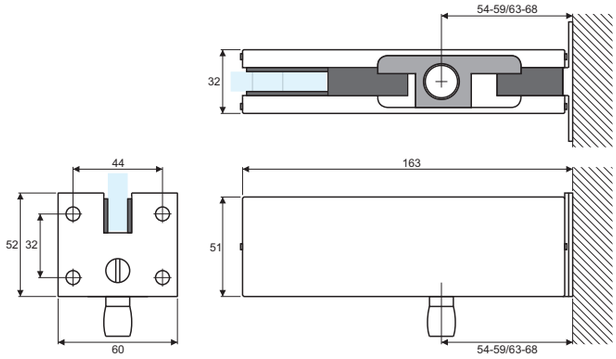

Rotazione superiore reggi-sopraluce serie 51
Perno diametro 14.80 mm
Corpo realizzato in fusione di alluminio
Copertine in acciaio inox Aisi 304

Upper pivot with overpanel patch 51 series
14.80 mm diameter pin
Diecast aluminium body manufacturing
Aisi 304 stainless steel covers



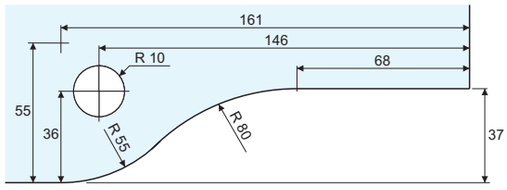

PPF12G



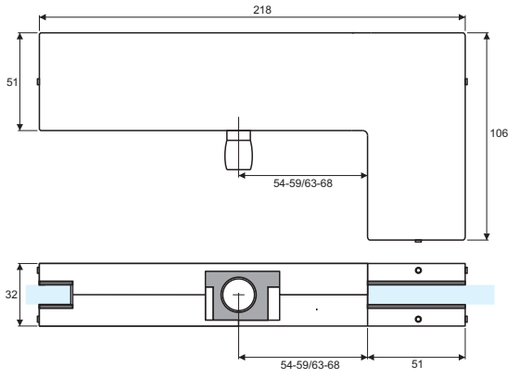

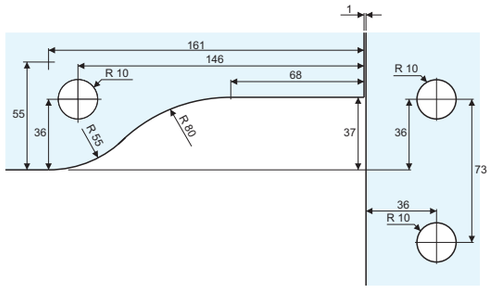

Rotazione superiore reggi-sopraluce e vetro laterale serie 51
Perno diametro 14.80 mm
Corpo realizzato in fusione di alluminio
Copertine in acciaio inox Aisi 304

Upper pivot with overpanel/side glass patch 51 series
14.80 mm diameter pin
Diecast aluminium body manufacturing
Aisi 304 stainless steel covers



Catalogo def.indd 160 13/08/20 21:26

PPF09G



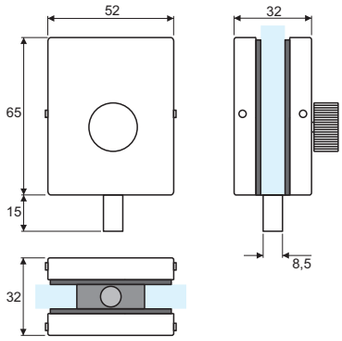

Catenacciolo con pomolo serie 51
Corpo realizzato in fusione di alluminio
Copertine in acciaio inox Aisi 304

Bolt with knob 51 series
Diecast aluminium body manufacturing
Aisi 304 stainless steel covers



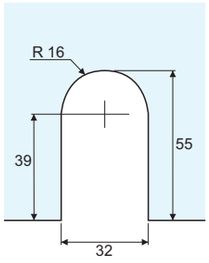

PPF10G



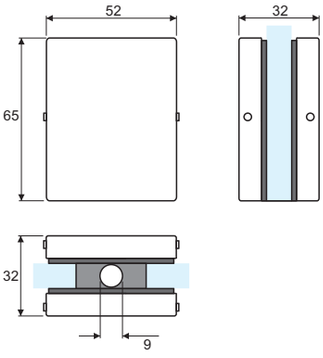

Controcartella per catenacciolo PPF09G serie 51
Corpo realizzato in fusione di alluminio
Copertine in acciaio inox Aisi 304

Strike for PPF09G bolt 51 series
Diecast aluminium body manufacturing
Aisi 304 stainless steel covers



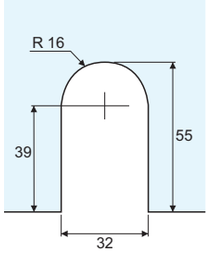

Catalogo def.indd 161 13/08/20 21:26

PPF03G



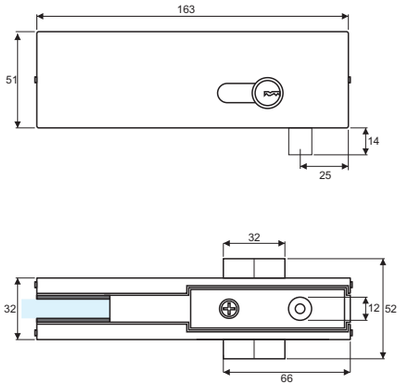

Serratura angolare serie 51
Chiavistello a sezione tonda
Completa di piastrina di riscontro a muro
Corpo realizzato in fusione di alluminio
Copertine in acciaio inox Aisi 304

Corner lock 51 series
Round section bolt
Wall strike plate included
Diecast aluminium body manufacturing
Aisi 304 stainless steel covers

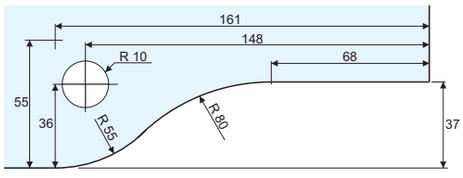



PPF20G



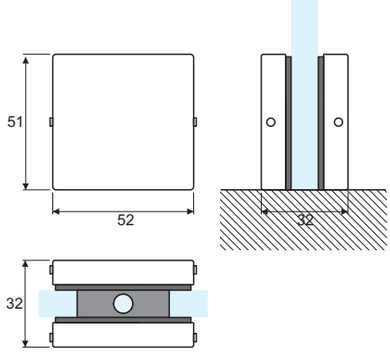

Morsetto angolare 90° vetro/muro per montaggio a filo serie 51
Corpo realizzato in fusione di alluminio
Copertine in acciaio inox Aisi 304

Glass to wall 90° angular clamp 51 series
Diecast aluminium body manufacturing
Aisi 304 stainless steel covers

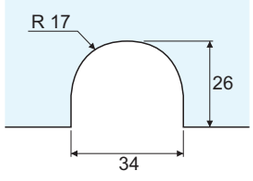



Catalogo def.indd 162 13/08/20 21:26

PPF21G



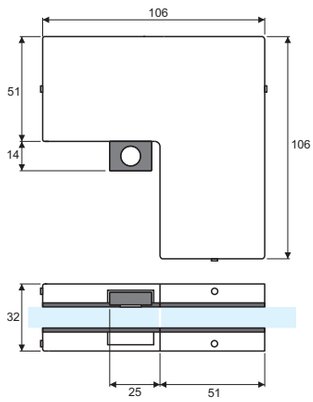

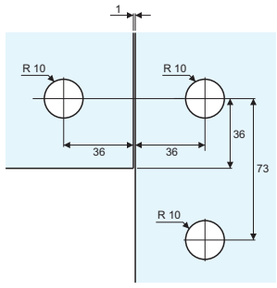

Reggi-sopraluce e vetro laterale con battuta rimovibile serie 51
Corpo realizzato in fusione di alluminio
Copertine in acciaio inox Aisi 304

Overpanel/sideglass patch with removable stop 51 series
Diecast aluminium body manufacturing
Aisi 304 stainless steel covers



PPF22G



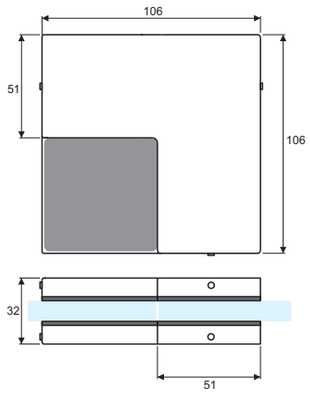

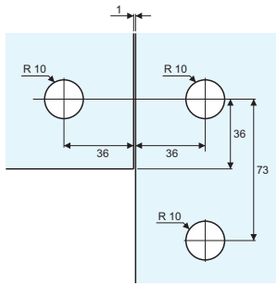

Reggi-sopraluce e vetro laterale con battuta serie 51
Corpo realizzato in fusione di alluminio
Copertine in acciaio inox Aisi 304

Overpanel/side glass patch with stop 51 series
Diecast aluminium body manufacturing
Aisi 304 stainless steel covers



Catalogo def.indd 163 13/08/20 21:26

PPF41G



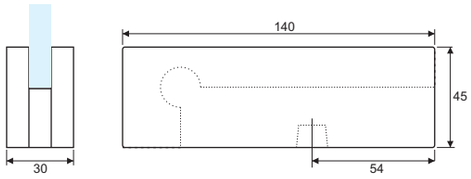

Cerniera inferiore serie Small 45
Innesto per chiudiporta quadro Italia
Corpo realizzato in fusione di alluminio
Copertine in acciaio inox Aisi 304

Lower hinge with squared Italian standard inset Small 45 series
Squared Italian standard door closer inset
Diecast aluminium body manufacturing
Aisi 304 stainless steel covers

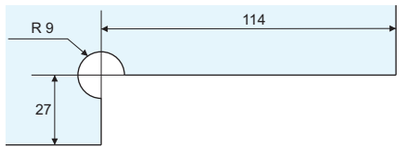



PPF42G



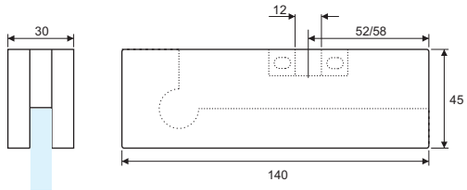

Cerniera superiore regolabile serie Small 45
Corpo realizzato in fusione di alluminio
Copertine in acciaio inox Aisi 304

Adjustable upper hinge Small 45 series
Diecast aluminium body manufacturing
Aisi 304 stainless steel covers

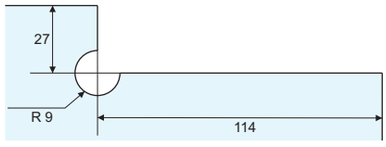



Catalogo def.indd 164 13/08/20 21:26

PPF43G



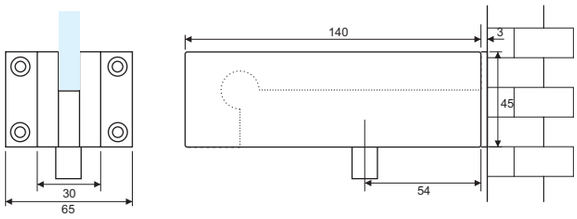

Rotazione superiore reggi-sopraluce serie Small 45
Perno diametro 11.80 mm
Corpo realizzato in fusione di alluminio
Copertine in acciaio inox Aisi 304

Upper pivot with overpanel patch Small 45 series
11.80 mm diameter pin
Diecast aluminium body manufacturing
Aisi 304 stainless steel covers

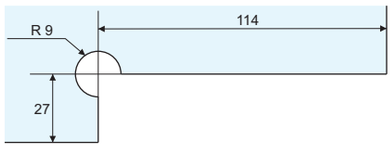



PPF44G



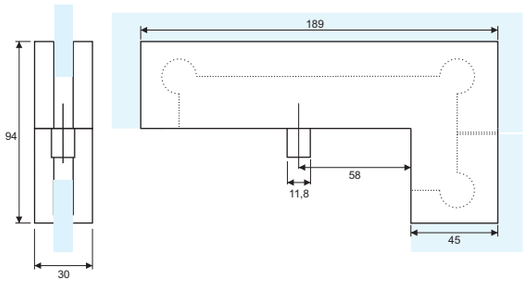

Rotazione superiore reggi-sopraluce e spalla laterale serie Small 45
Perno diametro 11.80 mm
Corpo realizzato in fusione di alluminio
Copertine in acciaio inox Aisi 304

Upper pivot with overpanel/side glass patch Small 45 series
11.80 mm diameter pin
Diecast aluminium body manufacturing
Aisi 304 stainless steel covers

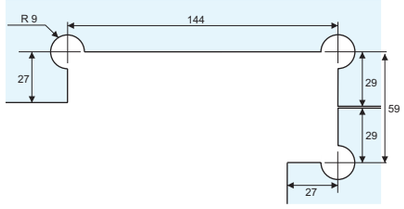



Catalogo def.indd 165 13/08/20 21:26

PPF46G



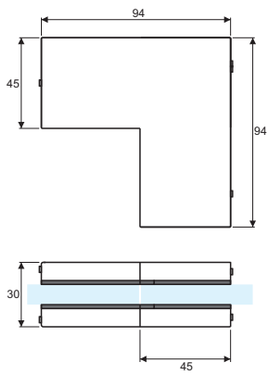

Reggi-sopraluce e vetro laterale con battuta rimovibile
serie Small 45
Corpo realizzato in fusione di alluminio
Copertine in acciaio inox Aisi 304

Overpanel/sideglass patch with removable stop Small 45
series
Diecast aluminium body manufacturing
Aisi 304 stainless steel covers

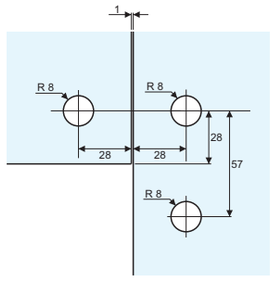



PPF13G



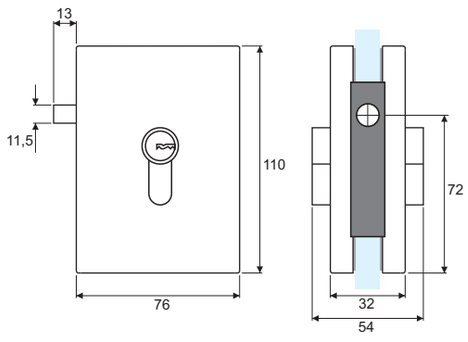

Serratura centrale
Completa di piastrina di riscontro a muro
Corpo realizzato in fusione di alluminio
Copertine in acciaio inox Aisi 304 o alluminio

Central lock
Wall strike plate included
Diecast aluminium body manufacturing
Aisi 304 stainless steel or aluminium covers

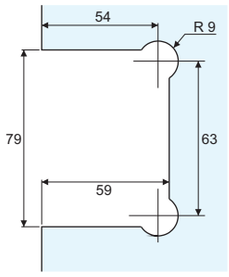



Catalogo def.indd 166 13/08/20 21:26

PPF14G



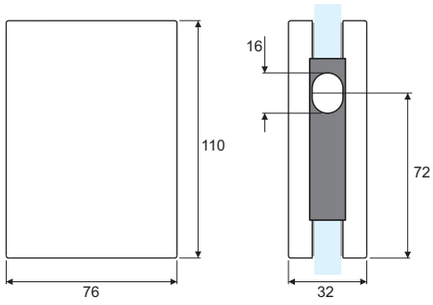

Controcartella per serratura centrale PPF13G
Corpo realizzato in fusione di alluminio
Copertine in acciaio inox Aisi 304 o alluminio

Strike patch for PPF1G3 central lock
Diecast aluminium body manufacturing
Aisi 304 stainless steel or aluminium covers

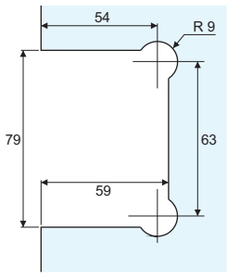



PPF30NG

Rotazione superiore con fissaggio a muro con perno forato assialmente per fissaggio
Disponibile con diametro 11,8 mm per PPF42G e 14,8 mm per PPF02G e PSPF02G
Realizzata in acciaio inox Aisi 304

Wall fixing upper pivot with drilled spindle for additional fixing
Two diameters available: 11,8 for PPF42G top patch and 14,8 mm for PPF02G and PSPF02G top patch

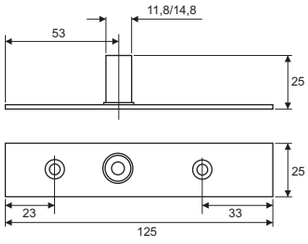





PPF33G

Rotazione superiore con fissaggio a muro (diam. 14,80)
Fissaggio con perno PM6G rimovibile
Realizzata in acciaio inox Aisi 304

Wall fixing top pivot (diam. 14,80)
Removable PM6G fixing screw included
Aisi 304 stainless steel manufacturing





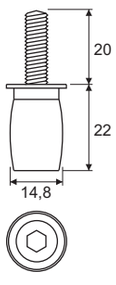

Catalogo def.indd 167 13/08/20 21:26

PPF31G

Piletta di rotazione a pavimento su cuscinetto a sfera
Innesto tedesco
Realizzata in acciaio inox Aisi 304

Ball bearing floor lower pivot
German standard inset
Aisi 304 stainless steel manufacturing





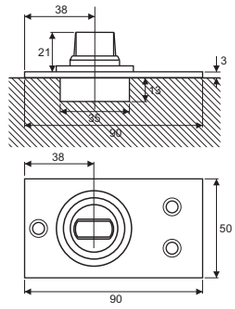

PPF34G

Piletta di rotazione a pavimento regolabile da 0 a +5 mm
Innesto quadro Italia
Realizzata in fusione di acciaio inox Aisi 304

0 to +5 mm adjustable floor lower pivot
Squared Italian standard inset
Diecast Aisi 304 stainless steel manufacturing

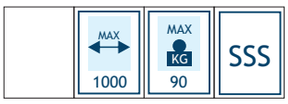



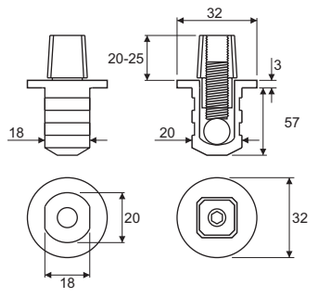

PPF05WG

Piastrina di riscontro a muro per serratura PPF05G
Realizzata in acciaio inox Aisi 304

PF05 lock wall strike plate
Aisi 304 stainless steel manufacturing





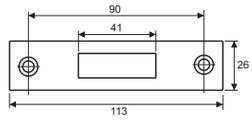

PPF13WG

Piastrina di riscontro a muro per serratura PPF13G
Realizzata in acciaio inox Aisi 304

PF13 lock wall strike plate
Aisi 304 stainless steel manufacturing





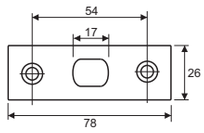

Catalogo def.indd 168 13/08/20 21:26

PSPF01G



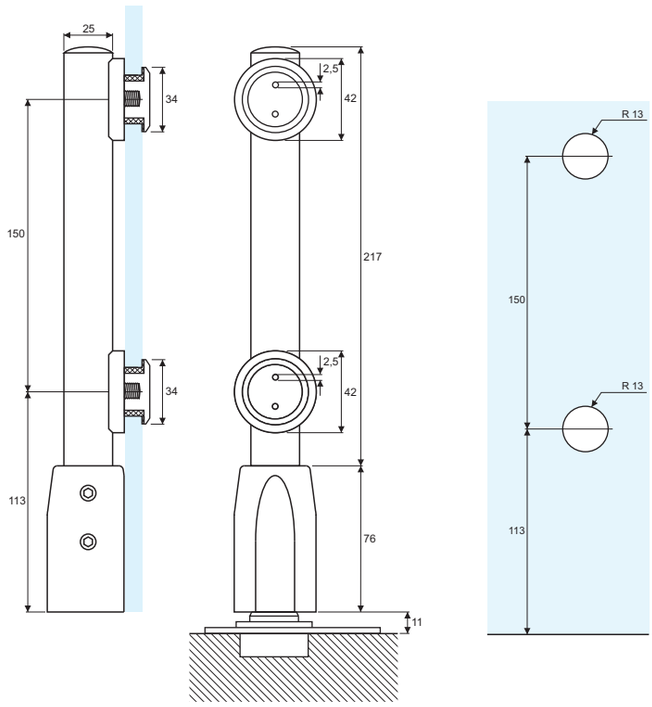

Cerniera inferiore con fissaggio a punto
Innesto per chiudiporta tipo tedesco
Realizzata in acciaio inox Aisi 304

Point fixing lower hinge
German standard door closer inset
Aisi 304 stainless steell manufacturing



PPSPF02G



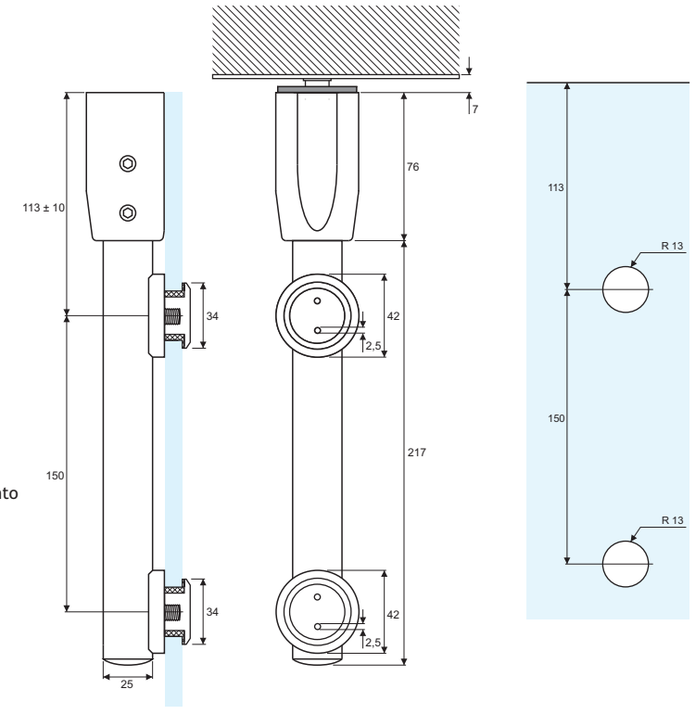

Cerniera superiore regolabile in altezza con fissaggio a punto
Realizzata in acciaio inox Aisi 304

Height adjustable point fixing upper hinge
Aisi 304 stainless steell manufacturing



Catalogo def.indd 169 13/08/20 21:26

PSPF03G



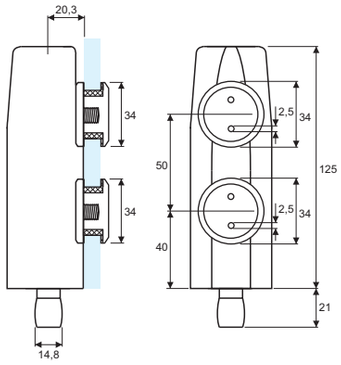

Rotazione superiore a vetro con fissaggio a punto per cerniera PSPF02G
Perno diametro 14.80 mm
Realizzata in acciaio inox Aisi 304

Glass point fixing upper pivot for PSPF02G hinge
14.80 mm diameter pin
Aisi 304 stainless steel manufacturing



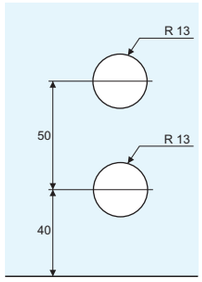

PSPF04G



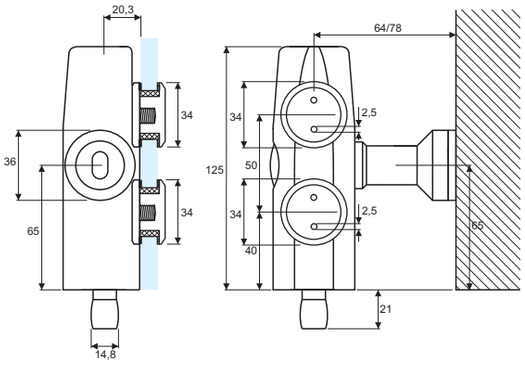

Rotazione superiore reggi-sopraluce con fissaggio a punto per cerniera PSPF02G
Perno diametro 14.80 mm
Realizzata in acciaio inox Aisi 304

Glass point fixing upper pivot with overpanel patch for PSPF02G hinge
14.80 mm diameter pin
Aisi 304 stainless steel manufacturing



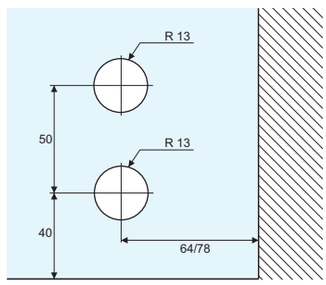

Catalogo def.indd 170 13/08/20 21:26

PPF esempi di installazione/PPF installation examples

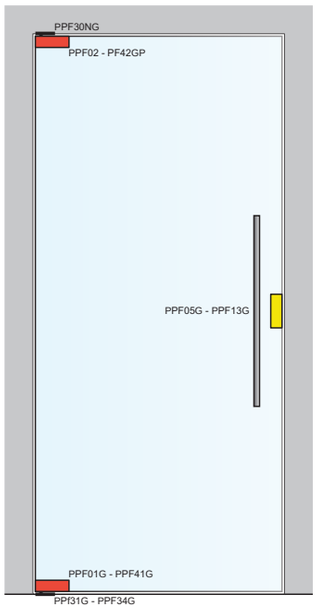



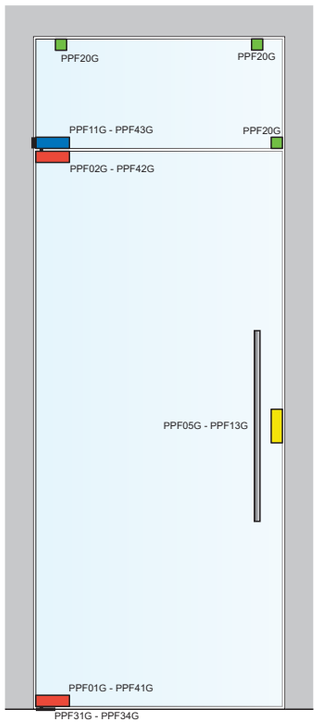

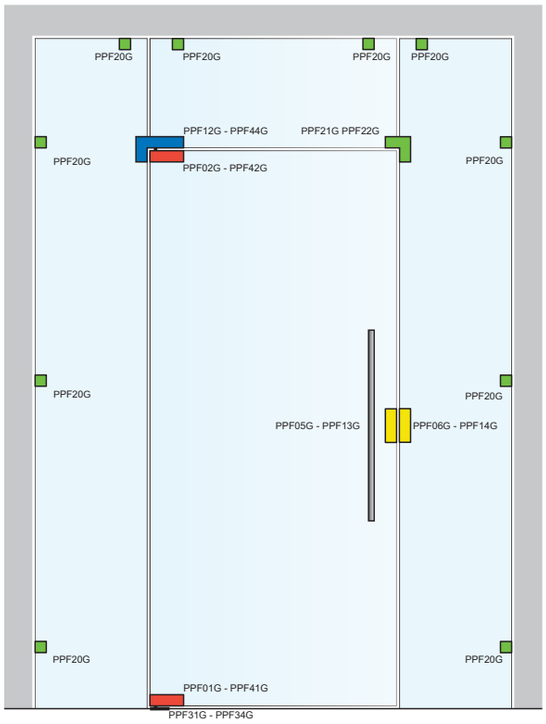

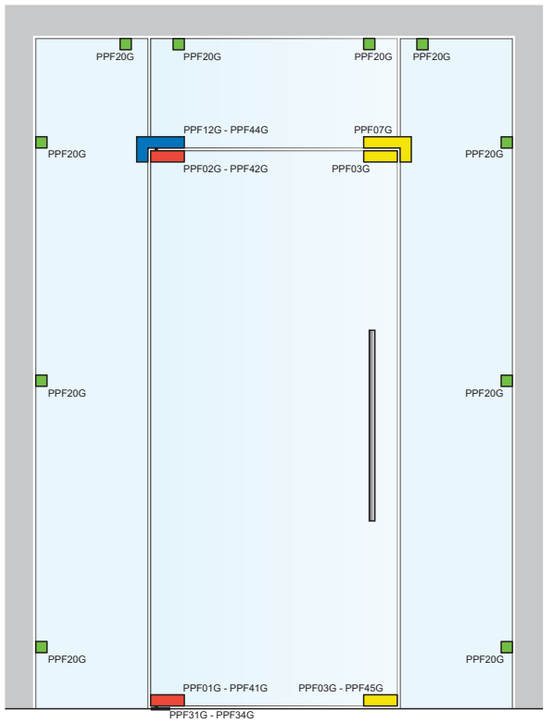

Catalogo def.indd 171 13/08/20 21:26

PF esempi di installazione/PF installation examples

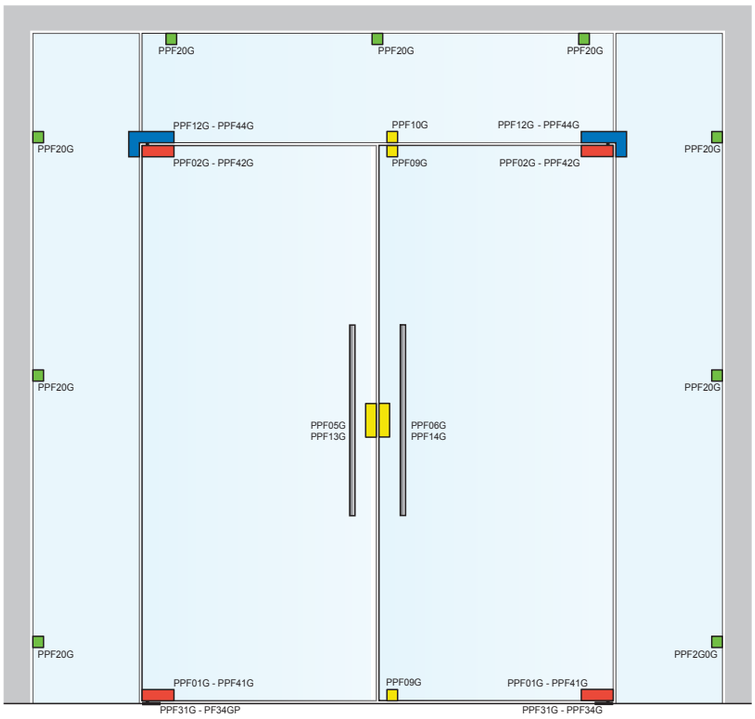

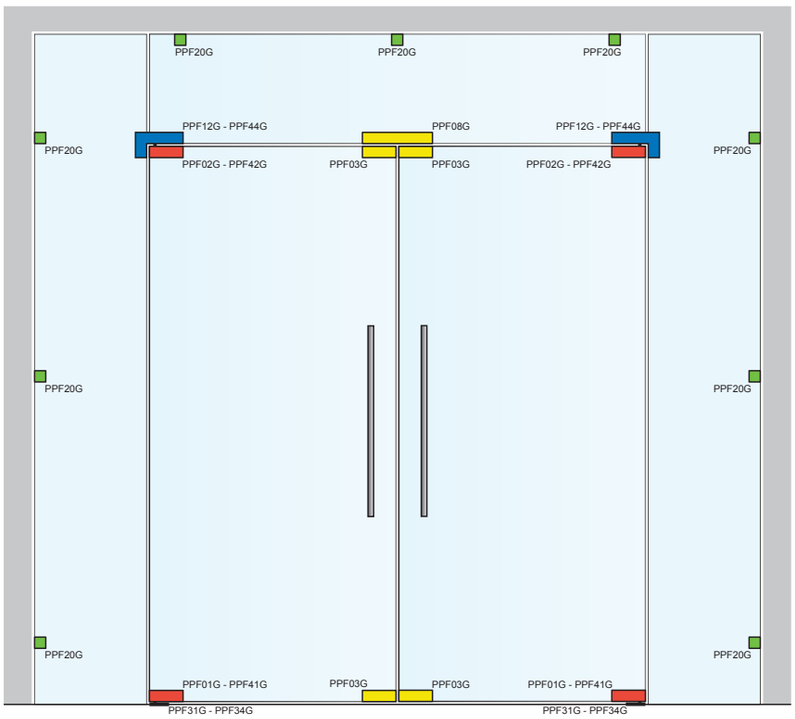

Catalogo def.indd 172 13/08/20 21:26

PNTS48CG



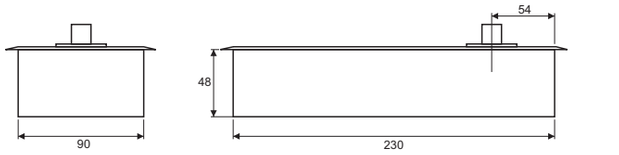

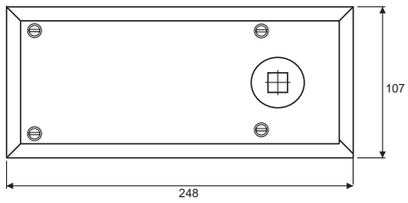

Chiudiporta a pavimento OMV disponibile nelle seguenti versioni:
-forza fissa 2 o 3
-fermo a 90° - 110° - 130°
-innesto quadro Italia o tedesco
Testato un milione di cicli

OMV floor door closer available in the following versions:
-2 or 3 fixed closing force
-stop at 90° - 110° - 130°
-Italian squared or german standard inset
One million cycles tested



PNTS48G



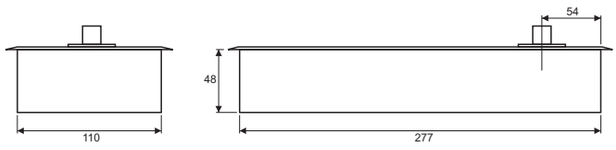

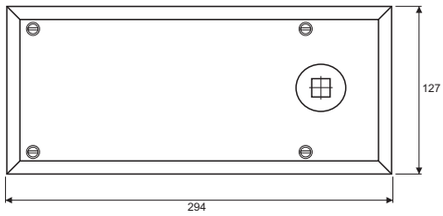

Chiudiporta a pavimento OMV con forza regolabile da 1 a 3 disponibile nelle seguenti varianti:
-fermo a 90° - 110° - 130°
-innesto quadro Italia o tedesco
Testato un milione di cicli

OMV floor door closer with 1 to 3 adjustable closing force available in the following versions:
-stop at 90° - 110° - 130°
-Italian squared or german standard inset
One million cycles tested



Catalogo def.indd 173 13/08/20 21:26

PNTS68G



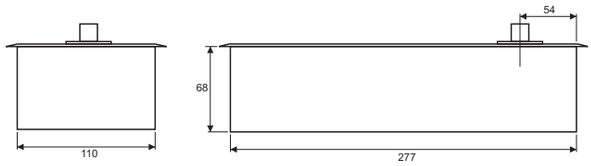

Chiudiporta a pavimento OMV con forza regolabile da 1 a 4 disponibile nelle seguenti varianti:
-fermo a 90° - 110° - 130°
-innesto quadro Italia o tedesco
Testato un milione di cicli

OMV floor door closer with 1 to 4 adjustable closing force available in the following versions:
-stop at 90° - 110° - 130°
-Italian squared or german standard inset
One million cycles tested

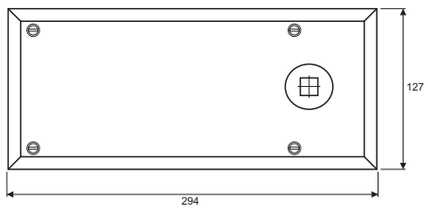



PNTS40G



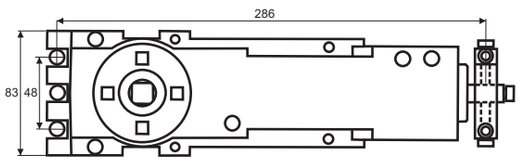

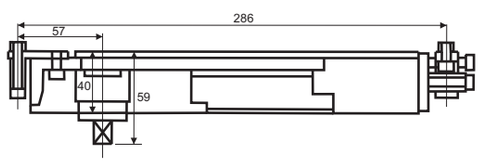

Chiudiporta aereo da incasso OMV con forza regolabile da 1 a 3 disponibile nelle seguenti varianti:
-fermo a 90° - 110° - 130°
-innesto quadro Italia o tedesco
Testato un milione di cicli

OMV overhead hidden door closer with 1 to 3 adjustable closing force available in the following versions:
-stop at 90° - 110° - 130°
-Italian squared or german standard inset
One million cycles tested

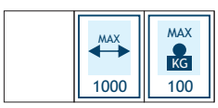

Catalogo def.indd 174 13/08/20 21:26

POV8BG



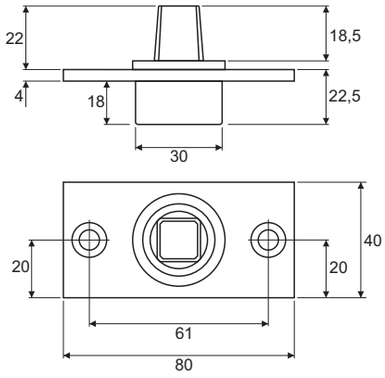

Piletta di rotazione a pavimento su cuscinetto a sfera da utilizzarsi con chiudiporta PPOMVG PNTS40G
Innesto quadro Italia
Realizzata in acciaio inox Aisi 304

Ball bearing floor lower pivot to use with PPOMVG PNTS40G door closer
Squared Italian standard inset
Aisi 304 stainless steel manufacturing



PNTSPG



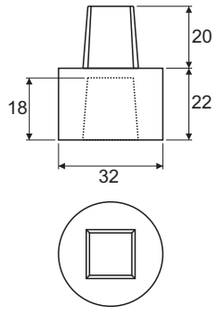

Prolunga PPOMVG per chiudiporta a pavimento
Innesto quadro Italia
Realizzato in fusione di ottone

OMV extension for floor door closer
Italian squared standard inset
Diecast brass manufacturing



Catalogo def.indd 175 13/08/20 21:26

PM25G



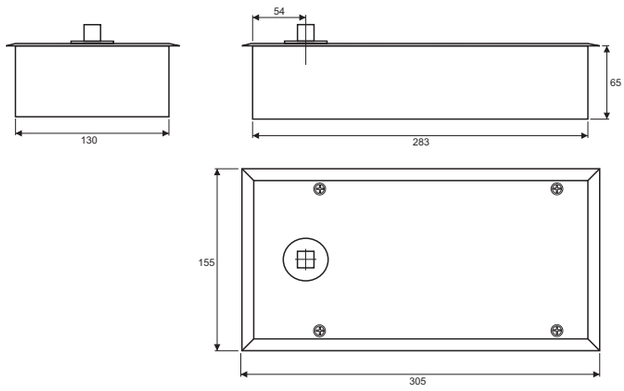

Chiudiporta a pavimento SPEEDY disponibile nelle seguenti varianti:
-forza fissa 2, 3 o 4
-fermo a 90° - 105° - 130°
-Innesto quadro Italia o tedesco
Testato a norma EN1154

SPEEDY floor door closer available in the following versions:
-2, 3 or 4 fixed closing force
-stop at 90° - 105° - 130°
-Italian squared or german standard inset
Tested according to EN1154 standards



PM60HDG



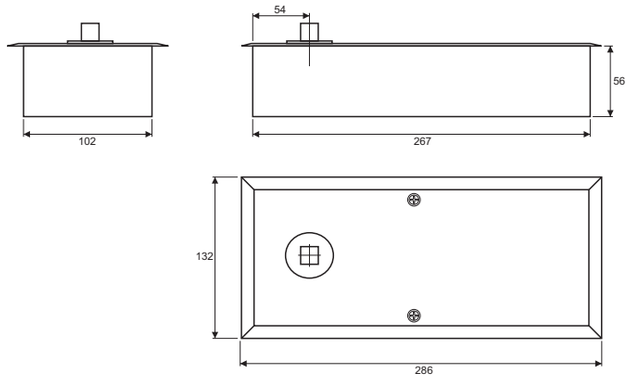

Chiudiporta a pavimento SPEEDY disponibile nelle seguenti varianti:
-forza fissa 2 o 3
-fermo a 90° - 105° - 115°
-Innesto quadro Italia o tedesco
Testato a norma EN1154

SPEEDY floor door closer available in the following versions:
-2 or 3 fixed closing force
-stop at 90° - 105° - 115°
-Italian squared or german standard inset
Tested according to EN1154 standards



Catalogo def.indd 176 13/08/20 21:26

PM68G



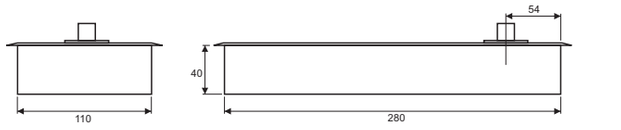

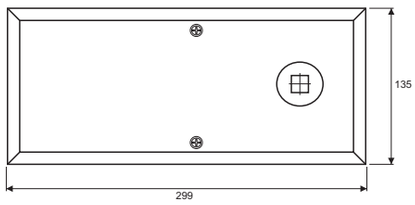

Chiudiporta a pavimento SPEEDY disponibile nelle seguenti varianti:
-forza fissa 2 o 3
-fermo a 90° - 105° - 120°
-Innesto quadro Italia o tedesco
Testato a norma EN1154

SPEEDY floor door closer available in the following versions:
-2, 3 or 4 fixed closing force
-stop at 90° - 105° - 120°
-Italian squared or german standard inset
Tested according to EN1154 standards



PFS7500G





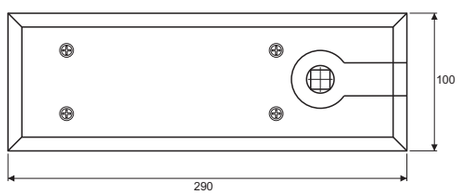

Chiudiporta a pavimento con forza regolabile da 1 a 4 disponibile nelle seguenti varianti:
-fermo a 90°
-innesto quadro Italia, quadro Francia, tedesco.
Testato 500.000 cicli secondo norma EN 1154

Floor door closer with 1 to 4 adjustable closing force available in the following versions:
-stop at 90°
-Italian squared, French squared or German standard inset
500.000 cycles tested according to EN 1154 standard



Catalogo def.indd 177 13/08/20 21:26

PGH07G



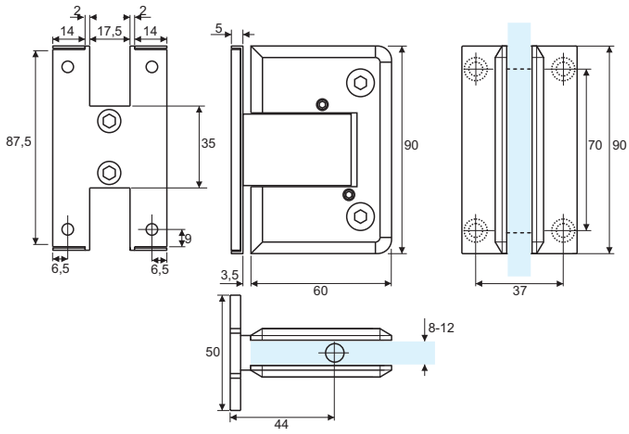

Cerniera automatica con regolazione angolare senza viti di fissaggio in vista
Versione vetro/muro, piastra centrale
Apertura a +90° e -90°
Chiusura automatica da 70°
Utilizzabile solo per porte interne e cabine doccia
Realizzata in fusione di acciaio inox Aisi 304

Angle adjustable automatic hinge without fixing screws at sight
Glass to wall version, central base plate
Opening at +90° and -90°
Automatic closing from 70°
For indoor use and shower rooms only
Diecast Aisi 304 stainless steel manufacturing



PGH08G



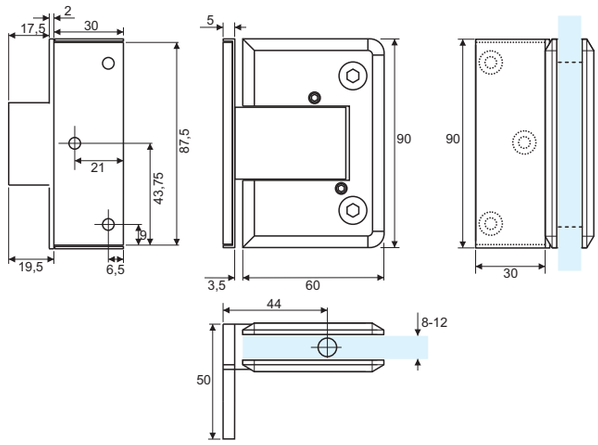

Cerniera automatica con regolazione angolare senza viti di fissaggio in vista
Versione vetro/muro, piastra laterale
Apertura a +90° e -90°
Chiusura automatica da 70°
Utilizzabile solo per porte interne e cabine doccia
Realizzata in fusione di acciaio inox Aisi 304

Angle adjustable automatic hinge without fixing screws at sight
Glass to wall version, side plate
Opening at +90° and -90°
Automatic closing from 70°
For indoor use and shower rooms only
Diecast Aisi 304 stainless steel manufacturing



Catalogo def.indd 178 13/08/20 21:26

PGH09G



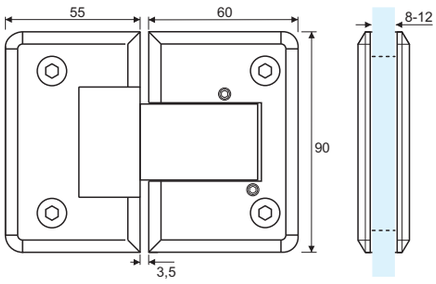

Cerniera automatica con regolazione angolare
Versione vetro/vetro 180°
Apertura a +90° e -90°
Chiusura automatica da 70°
Utilizzabile solo per porte interne e cabine doccia
Realizzata in fusione di ottone o di acciaio inox Aisi 304

Angle adjustable automatic hinge
180° glass to glass version
Opening at +90° and -90°
Automatic closing from 70°
For indoor use and shower rooms only
Diecast brass or Aisi 304 stainless steel manufacturing



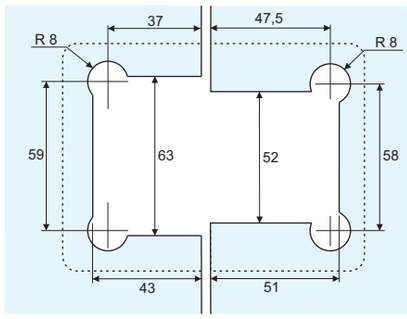

Catalogo def.indd 179 13/08/20 21:26

PSH01G



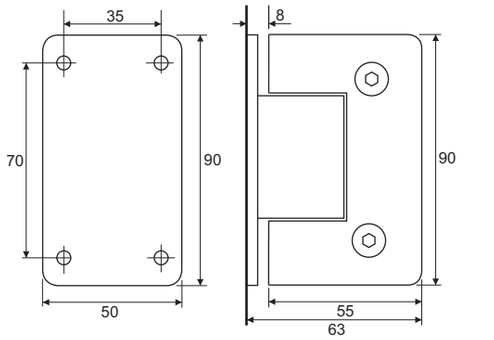

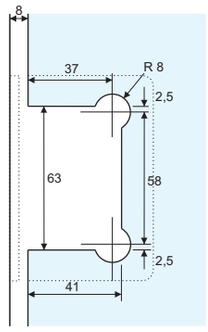

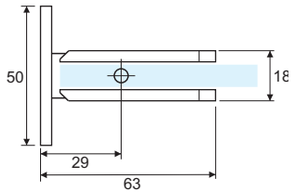

Cerniera a scatto serie SH1
Versione vetro/muro, piastra centrale
Stop a 0°+90° -90°
Chiusura automatica da 25°
Utilizzabile solo per porte interne e cabine doccia
Realizzata in fusione di ottone o di acciaio inox Aisi 304

Snap hinge SH1 series
Glass to wall version, central base plate
Stop at 0 +90° -90°
Automatic closing from 25°
For indoor use and shower rooms only
Diecast brass or Aisi 304 stainless steel manufacturing



PSH02G



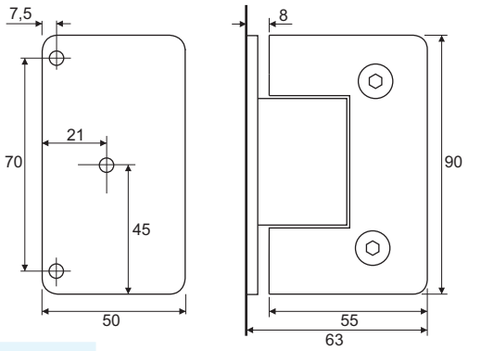

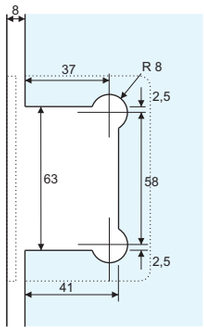

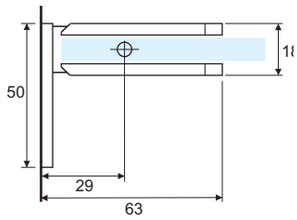

Cerniera a scatto serie SH1
Versione vetro/muro, piastra laterale
Stop a 0°+90° -90°
Chiusura automatica da 25°
Utilizzabile solo per porte interne e cabine doccia
Realizzata in fusione di ottone o di acciaio inox Aisi 304

Snap hinge SH1 series
Glass to wall version, side base plate
Stop at 0°+90° -90°
Automatic closing from 25°
For indoor use and shower rooms only
Diecast brass or Aisi 304 stainless steel manufacturing



Catalogo def.indd 180 13/08/20 21:26

PSH03G



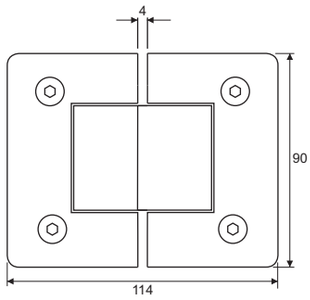

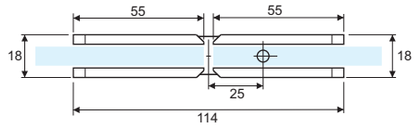

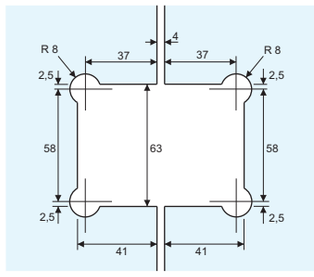

Cerniera a scatto serie SH1
Versione vetro/vetro 180°
Stop a 0 +90° -90°
Chiusura automatica da 25°
Utilizzabile solo per porte interne e cabine doccia
Realizzata in fusione di ottone o di acciaio inox Aisi 304

Snap hinge SH1 series
180° glass to glass version
Stop at 0° +90° -90°
Automatic closing from 25°
For indoor use and shower rooms only
Diecast brass or Aisi 304 stainless steel manufacturing



PSH04G



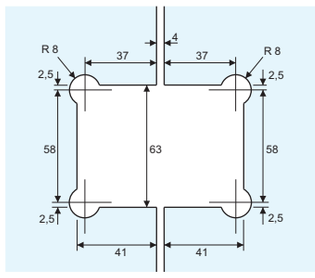

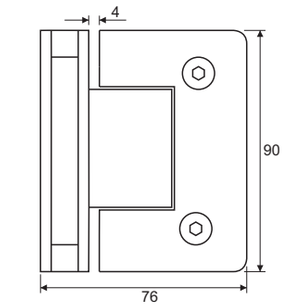

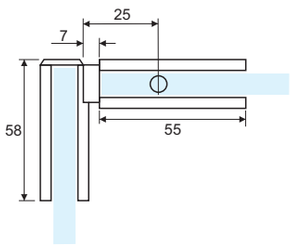

Cerniera a scatto serie SH1
Versione vetro/vetro 90°
Stop a 0°+90° -90°
Chiusura automatica da 25°
Utilizzabile solo per porte interne e cabine doccia
Realizzata in fusione di ottone o di acciaio inox Aisi 304

Snap hinge SH1 series
90° glass to glass version
Stop at 0° +90° -90°
Automatic closing from 25°
For indoor use and shower rooms only
Diecast brass or Aisi 304 stainless steel manufacturing



Catalogo def.indd 181 13/08/20 21:26

PGH601G



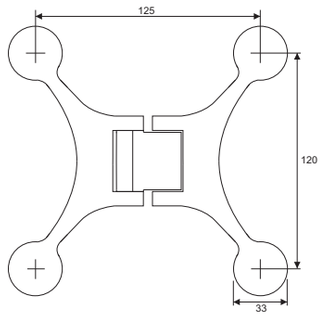

Cerniera spider a scatto apertura a tirare multiregolabile brevettata serie GH600
Versione vetro/vetro per ante a 180°, 135° e 90°
Chiusura precisa a 0° e regolabile ± 15°
Scatto regolabile in funzione del peso della porta
Realizzata in fusione di acciaio inox Aisi 304

Patented adjustable pull opening snap spider hinge GH600 series
Glass to glass version for glass doors at 90°, 135°, 180°
0° precisely closing ± 15° adjustable,
Adjustable snap according to door weight
Diecast Aisi 304 stainless steel manufacturing



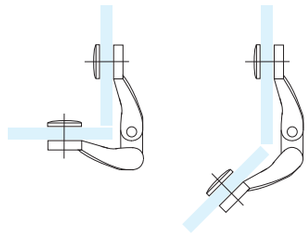

PGH602G



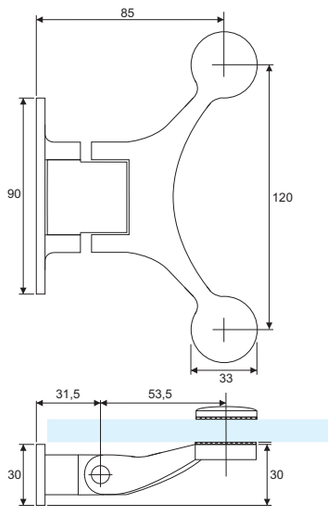

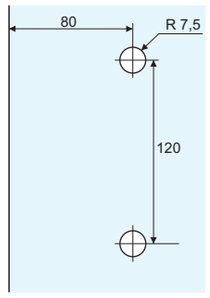

Cerniera spider a scatto apertura a tirare multiregolabile brevettata serie GH600
Versione vetro/muro
Chiusura precisa a 0° e regolabile ± 15°
Scatto regolabile in funzione del peso della porta
Realizzata in fusione di acciaio inox Aisi 304

Patented adjustable pull opening snap spider hinge GH600 series
Glass to wall version
0° precisely closing ± 15° adjustable,
Adjustable snap according to door weight
Diecast Aisi 304 stainless steel manufacturing



Catalogo def.indd 182 13/08/20 21:26

PFL860G



Cerniera inferiore automatica per porte interne
Forza di chiusura regolabile
Stop a 0°
Testata 300.000 cicli
Corpo realizzato in fusione di alluminio
Copertine in acciaio inox Aisi 304 o alluminio

Automatic indoor lower hinge
Adjustable closing force
Stop at 0°
300.000 cycles tested
Diecast aluminium body manufacturing
Aisi 304 stainless steel or aluminium covers



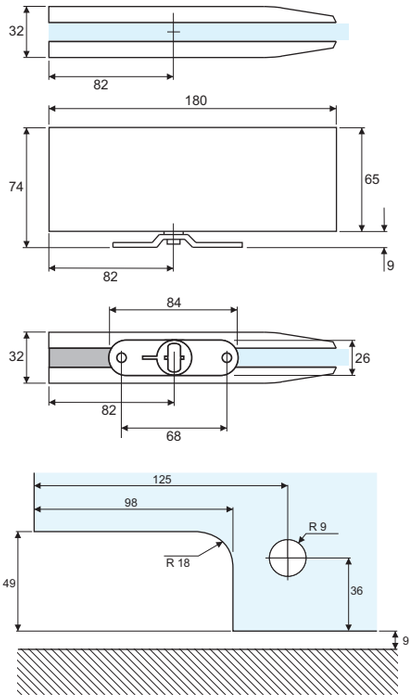

PFL870G



Cerniera superiore per PFL860G
Testata 300.000 cicli
Corpo realizzato in fusione di alluminio
Copertine in acciaio inox Aisi 304 o alluminio

Upper hinge for PFL860G
300.000 cycles tested
Diecast aluminium body manufacturing
Aisi 304 stainless steel or aluminium covers



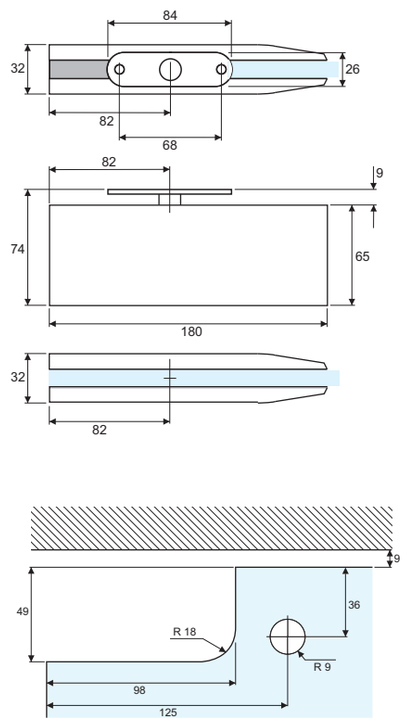

Catalogo def.indd 183 13/08/20 21:26

PFL871G



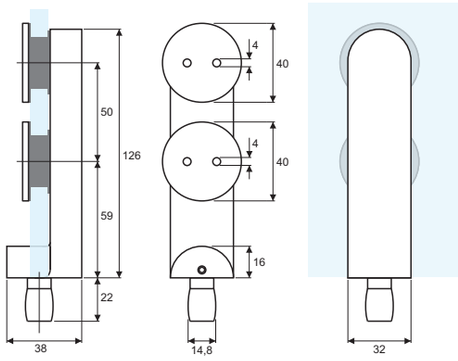

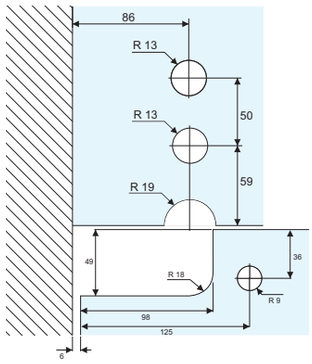

Rotazione superiore a vetro con fissaggio a punto per cerniera PFL860G
Perno diametro 14.80 mm

Glass point fixing upper pivot for PFL860G hinge
14.80 mm diameter pin
Aisi 304 stainless steel or aluminium manufacturing



Catalogo def.indd 184 13/08/20 21:26

PGH410G



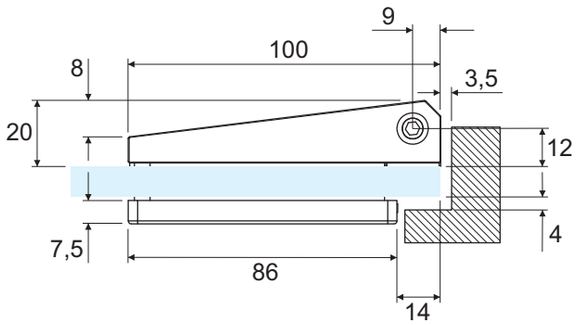



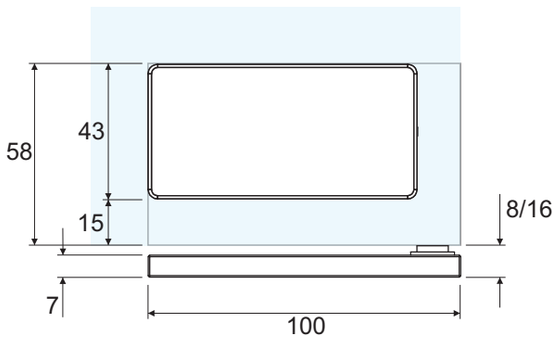

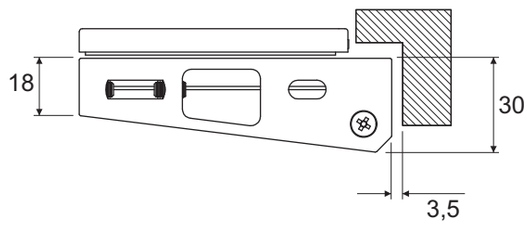

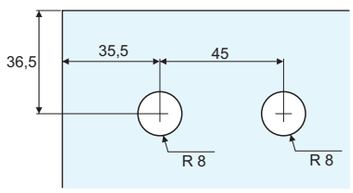

Set di cerniere libere a pivot in battuta apertura a tirare
Regolabili orizzontalmente ± 3 mm e verticalmente + 8 mm
Realizzazione in acciaio inox Aisi 304 e alluminio

Pull opening in-swing glass door free hinges set
Vertically + 8 mm and horizontally ± 3 mm adjustable
Aluminium alloy and Aisi 304 stained steel manufacturing

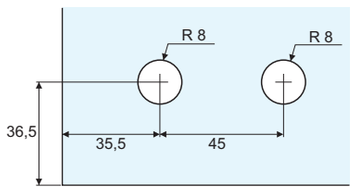

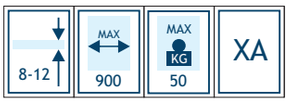

Catalogo def.indd 185 13/08/20 21:26

PGH450G



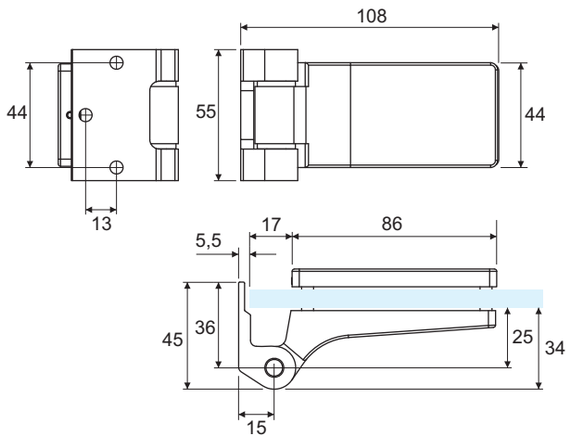

Cerniera libera laterale in battuta
Versione vetro/muro, apertura a 180°
Realizzata in lega di alluminio

Side glass door free hinge
Glass to wall version, opening at 180°
Aluminium alloy manufacturing



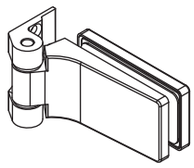

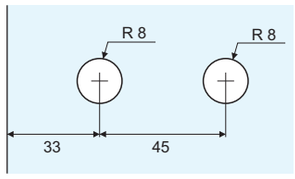

PGH460G



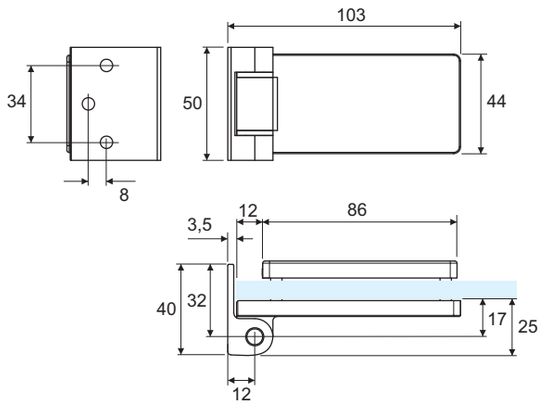

Cerniera libera laterale in battuta
Versione vetro/muro, apertura a 180°
Realizzata in lega di alluminio

Side glass door free hinge
Glass to wall version, opening at 180°
Aluminium alloy manufacturing



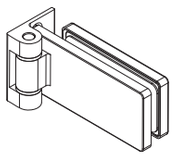

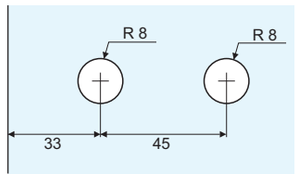

Catalogo def.indd 186 13/08/20 21:26

PGH460AG



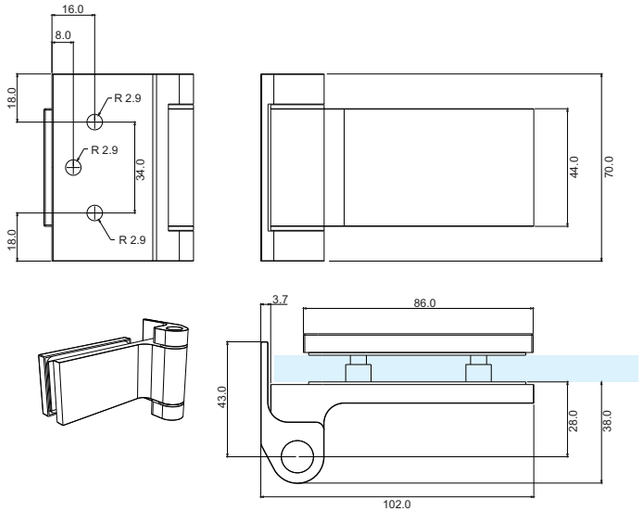

Cerniera laterale in battuta con chiusura automatica
Versione vetro/muro, apertura a 180°
Chiusura automatica da 70°
Realizzata in lega di alluminio

Side hinge for glass door with self-closing device
Glass to wall version, opening at 180°
Automatic closing from 70°
Aluminium alloy manufacturing



PGH470G



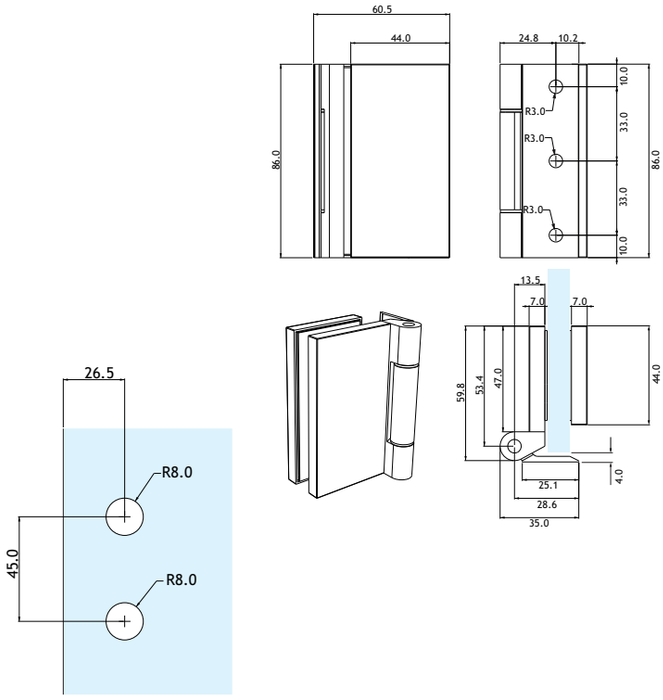

Cerniera libera laterale in battuta
Versione vetro/muro, apertura a 180°
Realizzata in lega di alluminio

Side glass door free hinge
Glass to wall version, opening at 180°
Aluminium alloy manufacturing



Catalogo def.indd 187 13/08/20 21:26

PGDH03G



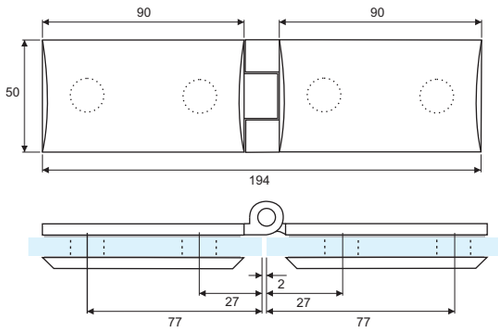

Cerniera libera laterale in battuta
Versione vetro/vetro
Realizzata in fusione di ottone

Side glass door free hinge
Glass to glass version
Diecast brass manufacturing

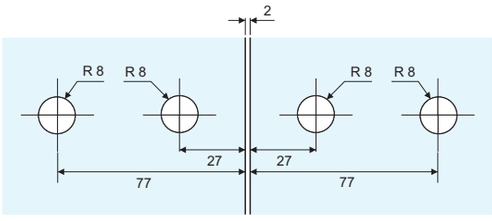



PGDH04G



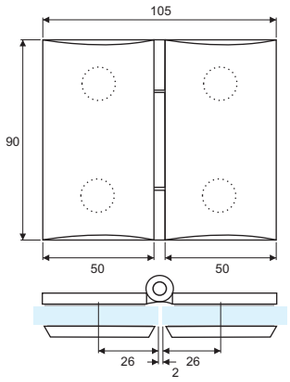

Cerniera libera laterale in battuta
Versione vetro/vetro
Realizzata in fusione di ottone

Side glass door free hinge
Glass to glass version
Diecast brass manufacturing

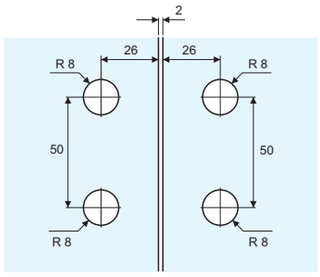



Catalogo def.indd 188 13/08/20 21:26

PMGL01G

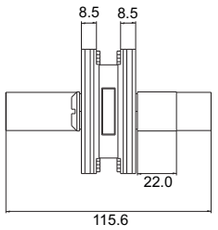

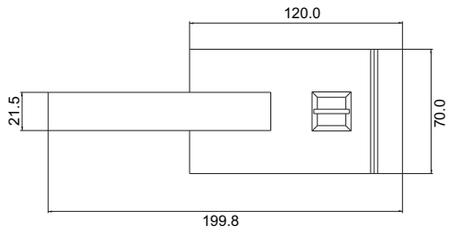

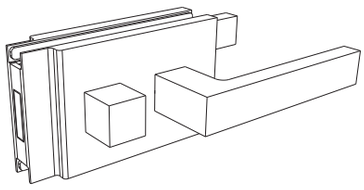

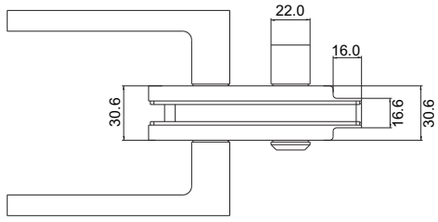

PMGL01CG



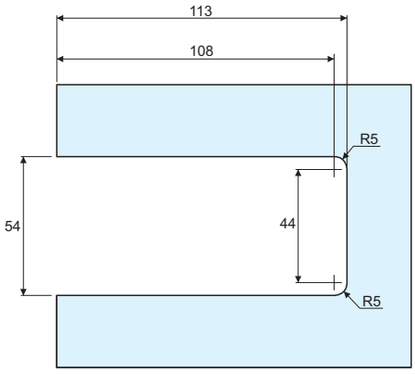

PMGL01PG



PMGL01MG



Serratura magnetica in battuta
Fornita completa di maniglie e riscontro per telaio
Reversibile destra sinistra
Disponibile in 3 versioni: con cilindro chiave/chiave, con pomolo e funzione privacy, con sola maniglia
I cilindri sono disponibili su richiesta anche con chiave unica e sistema Masterkey in varie configurazioni
Maniglie e copertine realizzate in alluminio lavorato CNC

Magnetic door lock with stop
Handles and frame strike included
Left/right reversible
3 different versions available: key/key cylinder, privacy function with knob and coin turn, handles only
Single key, master key with different configurations available on demand
Covers and handles manufactured in CNC aluminium



Catalogo def.indd 189 13/08/20 21:26

PMGL02G

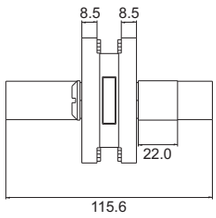

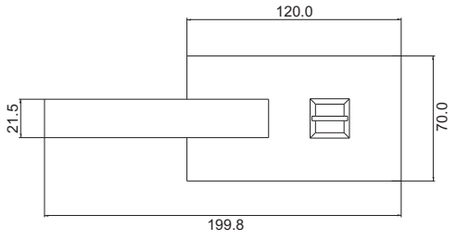

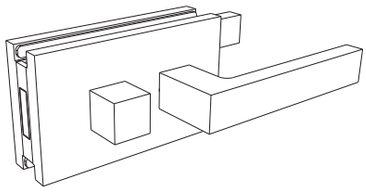

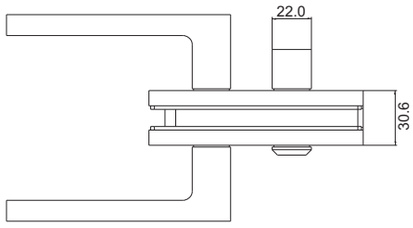

PMGL02CG



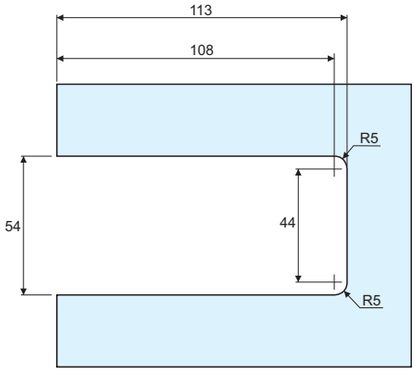

PMGL02PG



PMGL02MG



Serratura magnetica senza battuta
Fornita completa di maniglie e riscontro per telaio
Reversibile destra sinistra
Disponibile in 3 versioni: con cilindro chiave/chiave, con pomolo e funzione privacy, con sola maniglia
I cilindri sono disponibili su richiesta anche con chiave unica e sistema Masterkey in varie configurazioni
Maniglie e copertine realizzate in alluminio lavorato CNC

Magnetic door lock without stop
Handles and frame strike included
Left/right reversible
3 different versions available: key/key cylinder, privacy function with knob and coin turn, handles only
Single key, master key with different configurations available on demand
Covers and handles manufactured in CNC aluminium

8-12,76			AA	XA	BK

Catalogo def.indd 190 13/08/20 21:26

PMGL03G



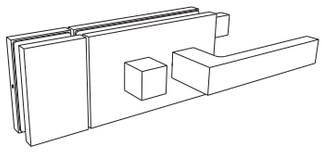

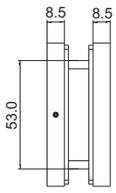

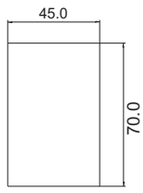



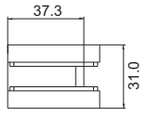

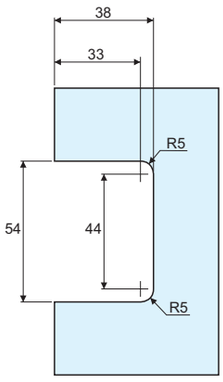

Controcartella a vetro per serrature PMGL01G e PMGL02G
Reversibile destra sinistra
Copertine realizzate in alluminio lavorato CNC

Double doors strike patch for PMGL01G and PMGL02G locks
Left/right reversible
Covers manufactured in CNC aluminium

8-12,76			AA	XA	BK

Catalogo def.indd 191 13/08/20 21:26

PLK05BG



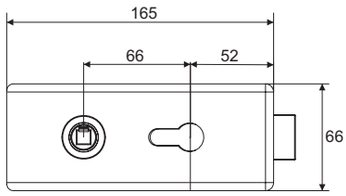

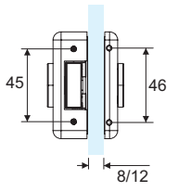

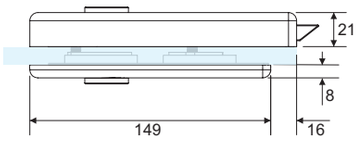

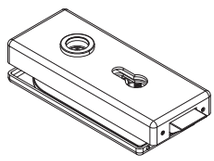

Serratura orizzontale in battuta con scrocco, testata a norma DIN 18251
Fornita senza maniglia e cilindro, acquistabili a parte
Reversibile destra sinistra
Copertine realizzate in acciaio inox Aisi 304 o alluminio

Horizontal spring latch door lock with stop, tested according to DIN 18251 standard
Handles and cylinder sold separately
Left/right reversible
Covers manufactured in Aisi 304 stainless steel or aluminium

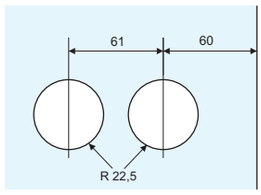



PLK05CG



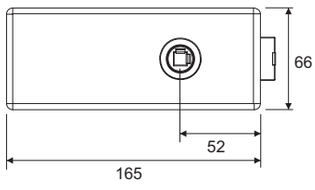

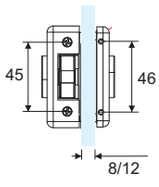

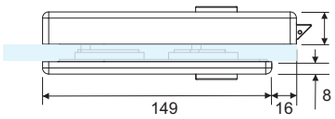

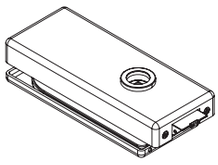

Serratura orizzontale in battuta con scrocco, testato a norma DIN 18251
Fornita senza maniglia, acquistabile a parte
Reversibile destra sinistra
Copertine realizzate in acciaio inox Aisi 304 o alluminio

Horizontal spring latch door lock with stop, tested according to DIN 18251 standard
Handles sold separately
Left/right reversible
Covers manufactured in Aisi 304 stainless steel or aluminium

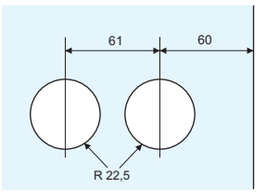



Catalogo def.indd 192 13/08/20 21:26

PLK05SG

Controcartella a vetro per serrature PLK05BG e PLK05CG
Reversibile destra sinistra
Copertine realizzate acciaio inox 304 o alluminio

Double doors strike patch for PLK05BG and PLK05CG locks
Left/right reversible
Covers manufactured in Aisi 304 stainless steel or aluminium



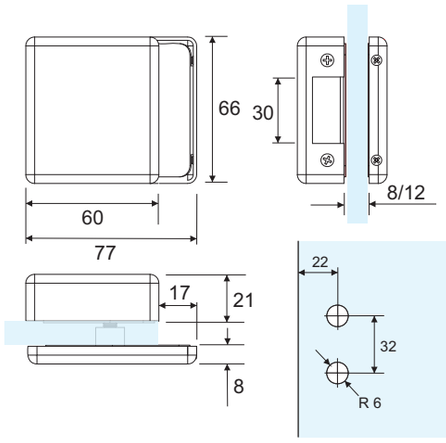



PLH201G

Coppia di maniglie per serrature PLK05BG e PLK05CG
Complete di rosette
Realizzate in acciaio inox Aisi 304

Pair of handles for PLK05BG and PLK05CG locks
Rosettes included
Aisi 304 stainless steel manufacturing



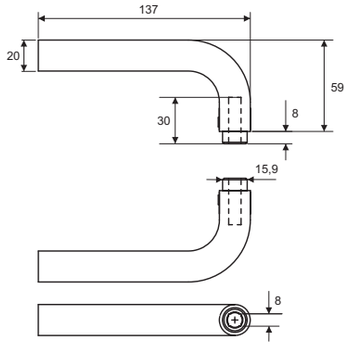



PLH202G

Coppia di maniglie per serrature PLK05BG e PLK05CG
Complete di rosette
Realizzate in acciaio inox Aisi 304 o alluminio

Pair of handles for PLK05BG and PLK05CG locks
Rosettes included
Aisi 304 stainless steel or aluminium manufacturing



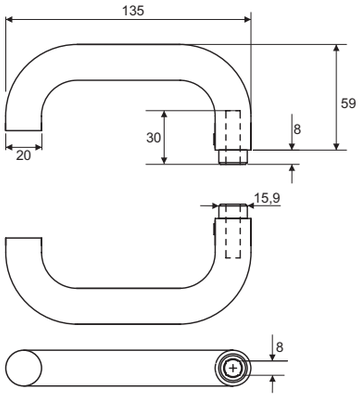



Catalogo def.indd 193 13/08/20 21:26

PGL01NG



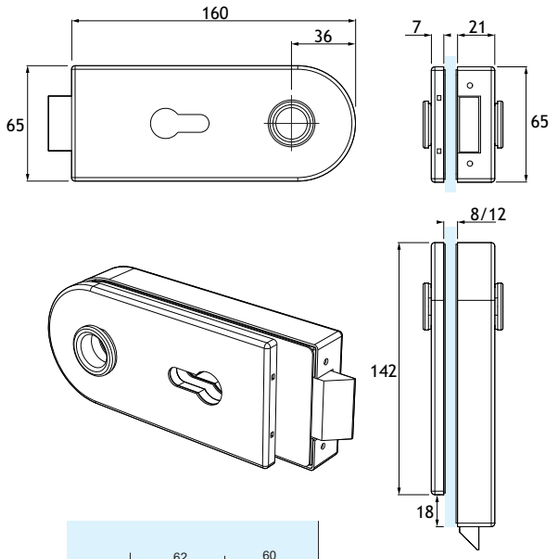

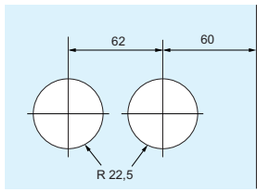

Serratura orizzontale in battuta con scrocco
Fornita senza maniglia e cilindro, acquistabili a parte
Reversibile destra sinistra
Copertine realizzate in lega di alluminio

Spring latch door lock with stop
Handles and cylinder sold separately
Left/right reversible
Covers and handles manufactured in aluminium alloy

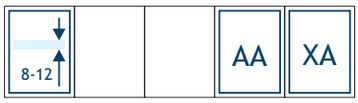

PGL01SG



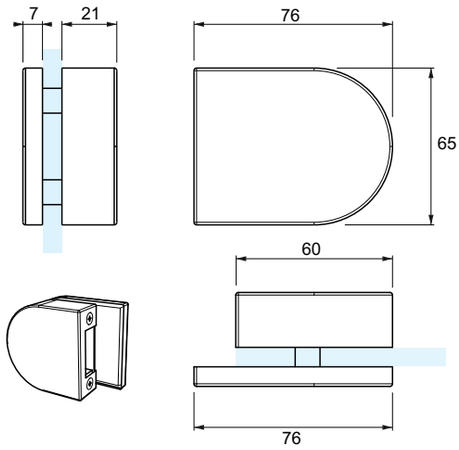

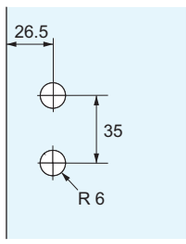

Controcartella a vetro per serratura PGL01NG
Reversibile destra sinistra
Copertine realizzate in alluminio

Double doors strike patch for PGL01NG lock
Left/right reversible
Covers manufactured in aluminium alloy

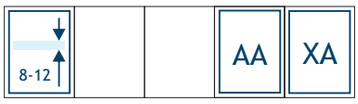

Catalogo def.indd 194 13/08/20 21:26

PGL01NG



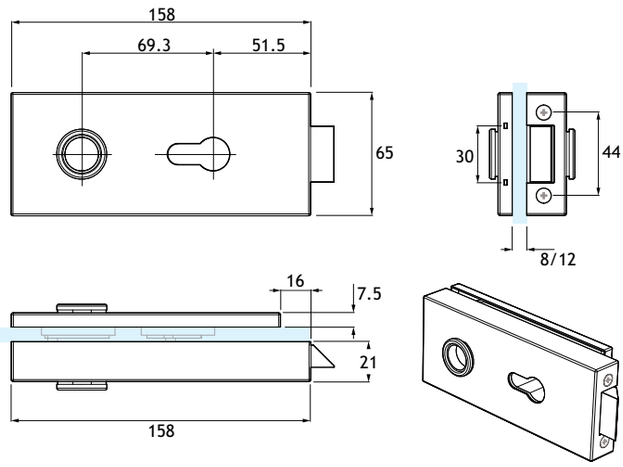

Serratura orizzontale in battuta con scrocco
Fornita senza maniglia e cilindro, acquistabili a parte
Reversibile destra sinistra
Copertine realizzate in acciaio inox Aisi 304 o alluminio

Horizontal spring latch door lock with stop
Handles and cylinder sold separately
Left/right reversible
Covers manufactured in Aisi 304 stainless steel or aluminium

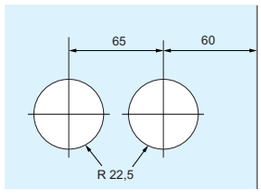



PGL01SG



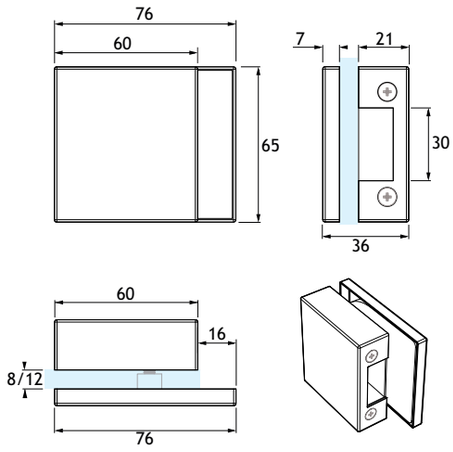

Controcartella a vetro per serratura PGL07G
Reversibile destra sinistra
Copertine realizzate in acciaio inox Aisi 304 o alluminio

Double doors strike patch for PGL07G lock
Left/right reversible
Covers manufactured in Aisi 304 stainless steel or aluminium

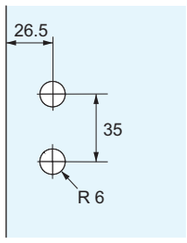



Catalogo def.indd 195 13/08/20 21:26

PLH101G



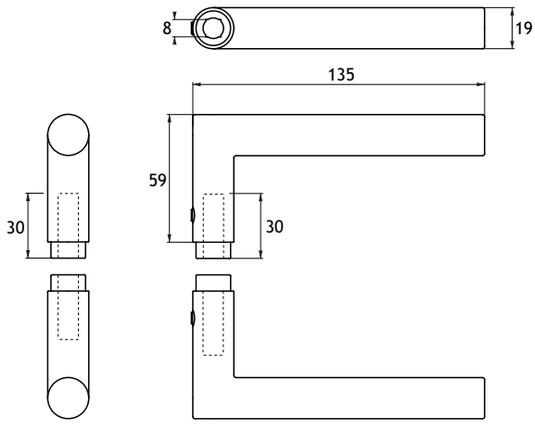

Coppia di maniglie per serrature PGL01NG e PGL07G
Realizzate in lega di alluminio

Pair of handles for PGL01NG and PGL07G locks
Aluminium alloy manufacturing

			AA	XA

PGLH102G



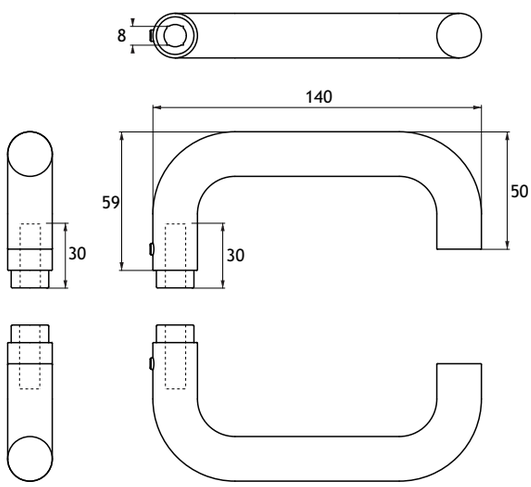

Coppia di maniglie per serrature PGL01NG e PGL07G
Realizzate in lega di alluminio

Pair of handles for PGL01NG and PGL07G locks
Aluminium alloy manufacturing

			AA	XA

Catalogo def.indd 196 13/08/20 21:26

PEC30G

Cilindro per serrature PGL01NG e PGL07G
Chiave da entrambe i lati
Realizzato in ottone

Cylinder for PGL01NG e PGL07G locks
Key on both sides
Solid brass manufacturing



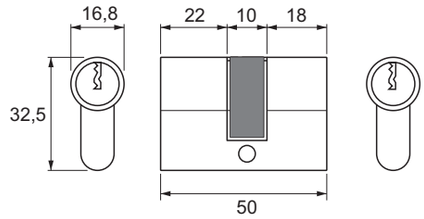

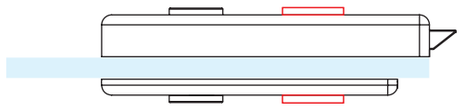

			SN	PC

PEC20IG

Cilindro per serrature PGL01NG e PGL07G
Pomolo interno e chiave esterna
Realizzato in ottone

Cylinder for PGL01NG e PGL07G locks
Inner knob and outer key
Solid brass manufacturing



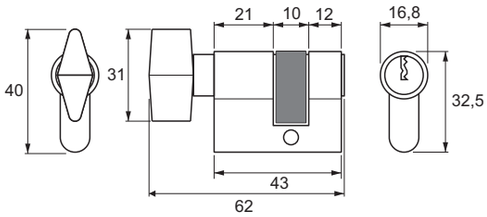



			SN	PC

PEC20EG

Cilindro per serrature PGL01NG e PGL07G
Pomolo esterno e chiave interna
Realizzato in ottone

Cylinder for PGL01NG e PGL07G locks
Outer knob and inner key
Solid brass manufacturing



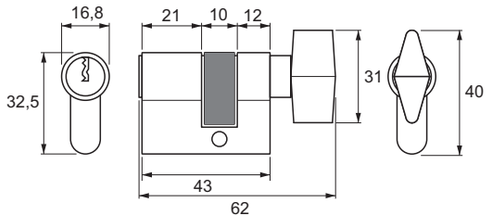

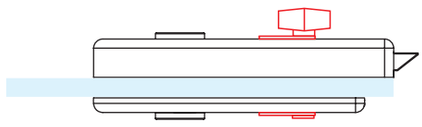

			SN	PC

Catalogo def.indd 197 13/08/20 21:26

PGL03G



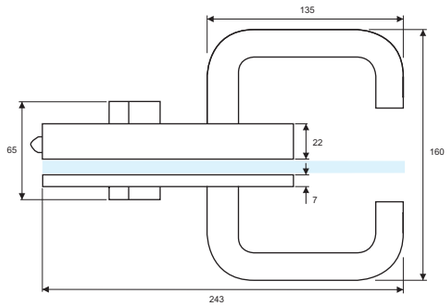

Serratura orizzontale con scrocco
Fornita completa di maniglie
Reversibile destra sinistra
Cilindro tipo «yale» chiave/chiave, su richiesta chiave/pomolo
Maniglie e copertine in acciaio inox Aisi 304

Spring latch door lock
Handles included
Left/right reversible
«Yale» key/key cylinder, key/knob available on demand
Covers and handles manufactured in Aisi 304 stainless steel



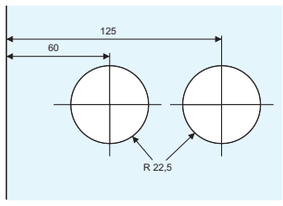

PGL04G



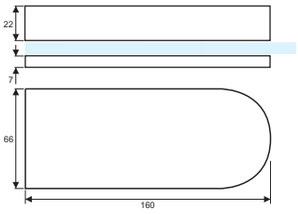

Controcartella per porte a doppia anta per serratura PGL03G
Reversibile destra sinistra
Copertine in acciaio inox Aisi 304

Double doors strike patch for PGL03G lock
Left/right reversible
Aisi 304 stainless steel covers



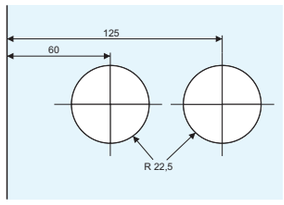

Catalogo def.indd 198 13/08/20 21:26

PLKS01G

Riscontro a muro con battuta per serrature
Adatto a modelli PLK05BG, PLK05CG, PGL01G e PGL01NG
Realizzato in acciaio inox Aisi 304

Wall strike with stop for doors locks
Fits PLK05BG, PLK05CG, PGL01G and PGL01NG models
Aisi 304 stainless steel manufacturing

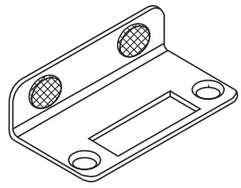

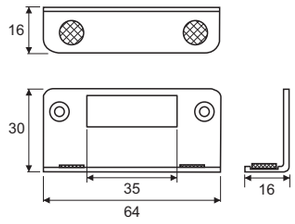

SSS

PLKS02G

Riscontro a muro per serrature
Adatto a modelli PLK05BG, PLK05CG, PGL01G, PGL01NG e PGL03G
Realizzato in acciaio inox Aisi 304

Wall strike for doors locks
Fits PLK05BG, PLK05CG, PGL01G, PGL01NG and PGL03G models
Aisi 304 stainless steel manufacturing

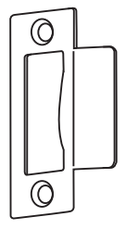

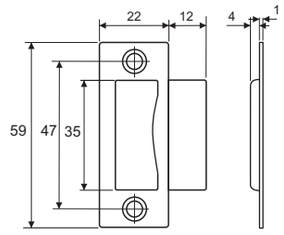

SSS

PLKS03G

Riscontro per serrature, montaggio a telaio
Adatto a modelli PLK05BG, PLK05CG, PGL01G, PGL01NG e PGL03G
Realizzato in acciaio inox Aisi 304

Frame strike for doors locks
Fits PLK05BG, PLK05CG, PGL01G, PGL01NG and PGL03G models
Aisi 304 stainless steel manufacturing



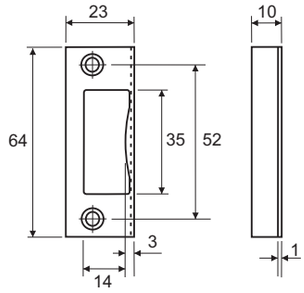

SSS

Catalogo def.indd 199 13/08/20 21:26

PSG20G



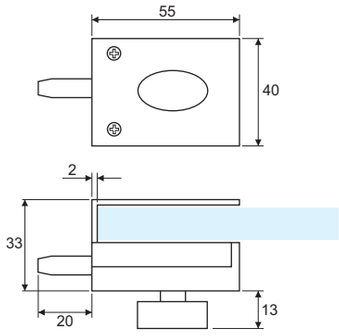

Catenacciolo per porte in vetro
Nessuna lavorazione del vetro richiesta
Completo di piastrina di riscontro a muro
Realizzato in acciaio inox e lega di zinco

Bolt for glass doors
No glass cut-out required
Wall strike plate included
Stainless steel and zinc alloy manufacturing

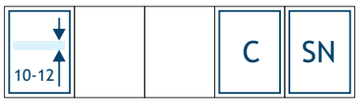

PSG22G



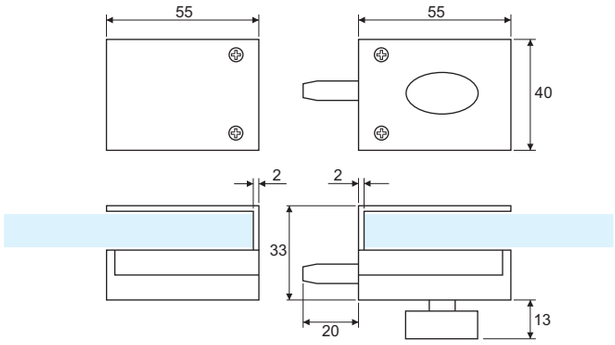

Catenacciolo per porte in vetro con controcartella
Nessuna lavorazione del vetro richiesta
Realizzato in acciaio inox e lega di zinco

Bolt for glass doors with strike patch
No glass cut-out required
Stainless steel and zinc alloy manufacturing

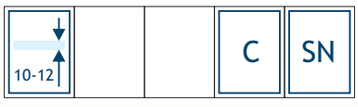

Catalogo def.indd 200 13/08/20 21:26

PDPS01G



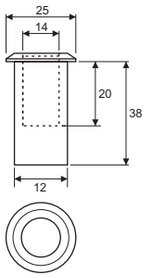

Bocchetta antipolvere a pavimento per catenaccioli
Diametro massimo del perno 12 mm
Realizzata in acciaio inox Aisi 304

Floor bolt strike with spring cap
Max bolt size 12 mm
Aisi 304 stainless steel manufacturing

			SSS

PDS09G



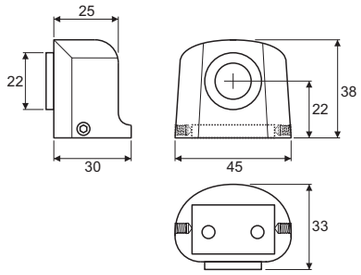

Fermaporte magnetico con piasta di fissaggio nascosta
Completo di dischetto di riscontro da incollare
Realizzato in fusione di lega di zinco

Magnetic doorstop with concealed fixing plate
Strike disk to glue included
Diecast zinc alloy manufacturing

			SN

PESD05NG



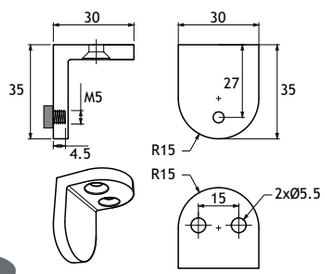

Battuta per porta per fissaggio a muro
Realizzata in acciaio inox Aisi 304

Door stop for wall fixing
Aisi 304 stainless steel manufacturing

			SSS

PESD06G



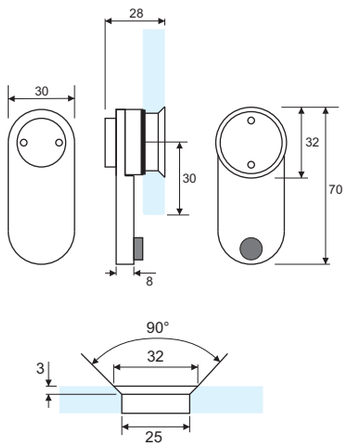

Battuta per porta per fissaggio a vetro su sopraluce
Realizzata in acciaio inox Aisi 304

Door stop for glass overpanel fixing
Aisi 304 stainless steel manufacturing

			SSS

Catalogo def.indd 201 13/08/20 21:26

PG
Italy
Manufacturing

SISTEMI E COMPONENTI PER PORTE SCORREVOLI

SLIDING GLASS DOORS SYSTEMS AND FITTINGS

Catalogo def.indd 202 13/03/20 21:26

INDICE
INDEX

PAG 204

Sistemi scorrevoli in alluminio
Aluminium sliding doors systems

PAG 290

Sistemi scorrevoli tecnici a vista
At sight technical sliding doors systems

PAG 325

Cerniere porte in vetro
Glass doors hinges

PANTA REI/PANTA REI SOFT-CLOSE

BREVETTATO-PATENTED



PANTA REI, il nuovo sistema per porte scorrevoli in vetro MADE IN ITALY offre caratteristiche uniche: Scelta di kit scorrevoli con e senza soft-close con portate fino a 150 kg Massima stabilità dell'anta garantita dai kit soft-close con carrelli guidati a 6 e 8 ruote che ne evitano ogni pericolosa oscillazione Dispositivo richiusore automatico opzionale Ridotta distanza del vetro dalla parete (~12 mm) Possibilità di montaggio e smontaggio del kit scorrevole a binario installato (soft-close da 80 e 110 kg) Quattro differenti tipologie di copertine con altezza 40, 75, 85 e 100 mm Nessun elemento meccanico in vista, anche con copertina da 40 mm Predisposizione per illuminazione con strisce a LED Predisposizione delle copertine per spazzolino di finitura	PANTA REI is the new MADE IN ITALY glass sliding doors system offering unique features: Sliding wheel-sets with and without soft-close up to 150 kg load Special 6 and 8 wheels driven carriage providing the highest stability of the door and avoiding dangerous swings Automatic door closing device available Reduced glass to wall distance (~12 mm) 80 and 110 kg soft-close wheel-sets can be mounted and removed after the track installation Four different size of covers are available: 40, 75, 85 and 100 mm No functional element at sight, even with 40 mm cover Covers arranged for LED lighting strips Covers arranged for finishing brush seals

Il sistema modulare rotaia-fermavetro-copertina si utilizza in abbinamento con kit scorrevoli con e senza soft-close serie PR e PRS
Predisposto per fissaggio a parete e a soffitto
Realizzato in lega di alluminio
Lunghezza delle barre cm 200-300-400-600

The modular sliding door track and profiles system works together with all PR and PRS series sets with and without soft-close
Arranged for wall and ceiling fixing
Aluminium alloy manufacturing
Bar lenght: 200-300-400-600 cm





Catalogo def.indd 204 13/08/20 21:26

PPRB01G

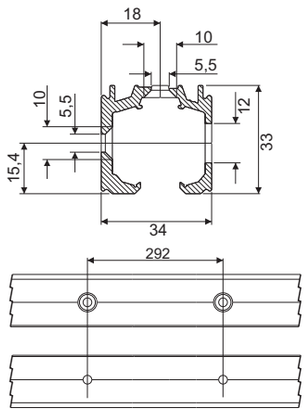

PANTA REI binario singolo per scorrevoli
Preforato int. 292 mm per fissaggio a parete e a soffitto
Estruso in lega di alluminio
Lunghezza delle barre cm 200-300-400-600

PANTA REI single track for sliding doors
Arranged for wall or ceiling fixing, 292 mm c/c
Extruded aluminium alloy
Bar lenght: 200-300-400-600 cm



PPRB02G

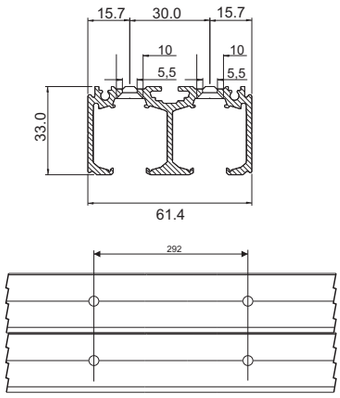

PANTA REI binario doppio per scorrevoli
Preforato int. 292 mm per fissaggio a soffitto
Estruso in lega di alluminio
Lunghezza delle barre cm 300-600

PANTA REI double track for sliding doors
Arranged for ceiling fixing, 292 mm c/c
Extruded aluminium alloy
Bar lenght: 300-600 cm



PPRB03G

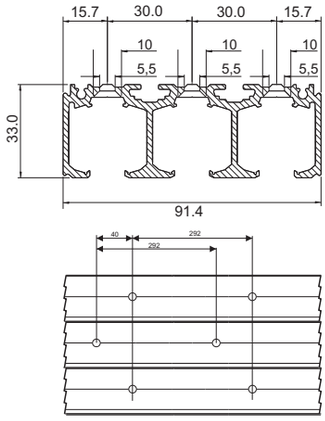

PANTA REI binario triplo per scorrevoli
Preforato int. 292 mm per fissaggio a soffitto
Estruso in lega di alluminio
Lunghezza delle barre cm 300-600

PANTA REI triple track for sliding doors
Arranged for ceiling fixing, 292 mm c/c
Extruded aluminium alloy
Bar lenght: 300-600 cm



PPRF01G

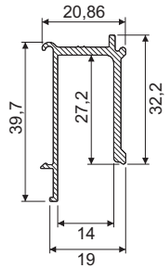

PANTA REI profilo fermavetro per pannello laterale fisso
Estruso in lega di alluminio
Lunghezza delle barre cm 200-300-400-600

PANTA REI side glass panel profile
Extruded aluminium alloy
Bar lenght: 200-300-400-600 cm



Catalogo definitivo.indd 205 13/08/20 21:26

PPRC01G

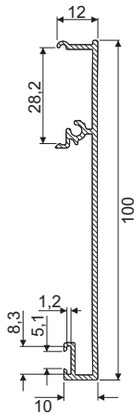

PANTA REI copertina a scatto per binari serie PRB
Predisposta per striscia LED da 8 mm e guarnizione a spazzola
Estruso in lega di alluminio
Lunghezza delle barre cm 200-300-400-600

PANTA REI clicking cover profile for PRB series track
Arranged for 8 mm LED strip lights and finish brush seal
Extruded aluminium alloy
Bar lenght: 200-300-400-600 cm

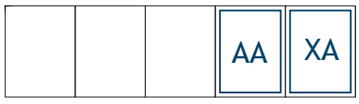

PPRC02G

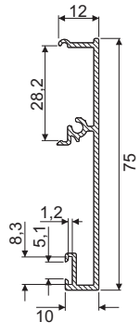

PANTA REI copertina a scatto a basso profilo per binari serie PRB
Predisposta per striscia LED da 8 mm e guarnizione a spazzola
Estruso in lega di alluminio
Lunghezza delle barre cm 200-300-400-600

PANTA REI clicking low profile cover for PRB series track
Arranged for 8 mm LED strip lights and finish brush seal
Extruded aluminium alloy
Bar lenght: 200-300-400-600 cm



PPRC02LG

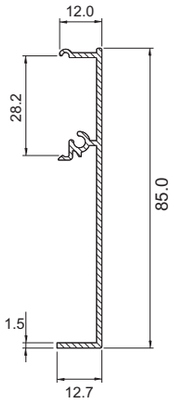

PANTA REI copertina a scatto a basso profilo per binari serie PRB
Estruso in lega di alluminio
Lunghezza delle barre cm 200-300-400-600

PANTA REI clicking low profile cover for PRB series track
Extruded aluminium alloy
Bar lenght: 200-300-400-600 cm



PPRC03G

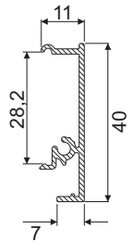

PANTA REI copertina a scatto a profilo ultra basso per binari serie PRB
Predisposta per striscia luminosa LED da 10 mm
Estruso in lega di alluminio
Lunghezza delle barre cm 200-300-400-600

PANTA REI clicking ultra-low profile cover for PRB01 track
Arranged for 10 mm LED strip lights
Extruded aluminium alloy
Bar lenght: 200-300-400-600 cm



Catalogo def.indd 206 13/08/20 21:26

PPRT01DG/PPRT01SG

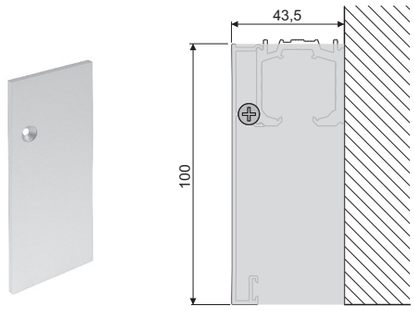

PANTA REI coperchio terminale dx/sx per PPRB01G e PPRC01G
Completo di vite di fissaggio
Realizzato in lega di alluminio o acciaio inox

PANTA REI right/left bar end cover for PPRB01G and PPRC01G
Fixing screw included
Aluminium alloy or stainless steel manufacturing

			SSS	AA

PPRT02DG/PPRT02SG

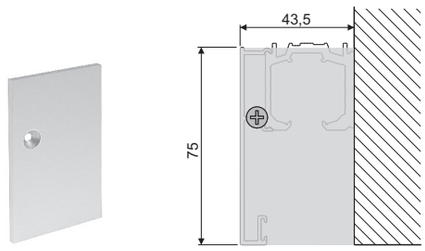

PANTA REI coperchio terminale dx/sx per PPRB01G e PPRC02G
Completo di vite di fissaggio
Realizzato in lega di alluminio o acciaio inox

PANTA REI right/left bar end cover for PPRB01G and PPRC02G
Fixing screw included
Aluminium alloy or stainless steel manufacturing

			SSS	AA

PPRT02LDG/PPRT02LSG

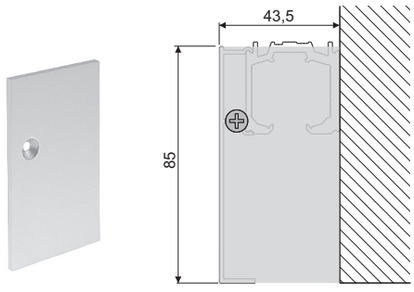

PANTA REI coperchio terminale dx/sx per PPRB01G e PPRC02LG
Completo di vite di fissaggio
Realizzato in lega di alluminio

PANTA REI right/left bar end cover for PPRB01G and PPRC02LG
Fixing screw included
Aluminium alloy manufacturing

				AA	XA

PPRT03DG/PPRT03SG

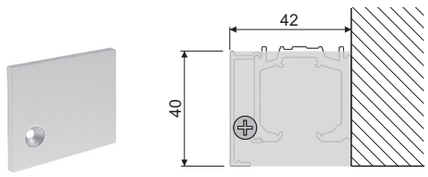

PANTA REI coperchio terminale dx/sx per PPRB01G e PPRC03G
Completo di vite di fissaggio
Realizzato in lega di alluminio o acciaio inox

PANTA REI right/left bar end cover for PPRB01G and PPRC03G
Fixing screw included
Aluminium alloy or stainless steel manufacturing

			SSS	AA

Catalogo def.indd 207 13/08/20 21:26

PRT22DG/PRT22SG



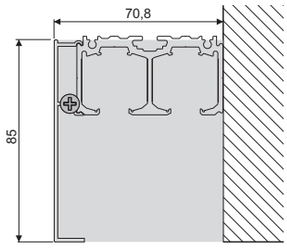

PANTA REI coperchio terminale dx/sx per PPRB02G e PPRC02LG
Completo di viti di fissaggio
Realizzato in lega di alluminio o acciaio inox

PANTA REI right/left bar end cover for PPRB2P1G and PRC02LG
Fixing screws included
Aluminium alloy or stainless steel manufacturing

			SSS	AA

PRT32DG/PRT32SG



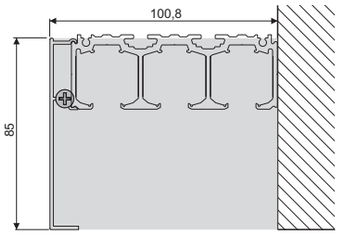

PANTA REI coperchio terminale dx/sx per PPRB03G e PPRC02LG
Completo di viti di fissaggio
Realizzato in lega di alluminio o acciaio inox

PANTA REI right/left bar end cover for PPRB03G and PPRC02LG
Fixing screws included
Aluminium alloy or stainless steel manufacturing

			SSS	AA

PPRQ02G



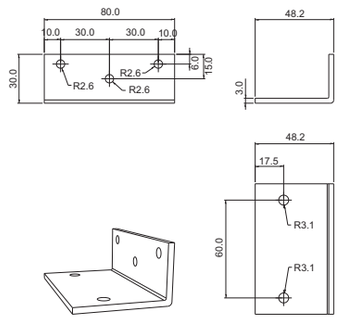

PANTA REI staffa fissaggio a parete per PPRB02G
Completa di viti e inserti per il montaggio
Si utilizza 1 staffa ogni 400 mm di binario circa
Realizzata in acciaio galvanizzato

PANTA REI wall fixing bracket for PPRB02G
Mounting screws and squared bolts included
Use 1 bracket every 400 mm of track
Zinc plated steel manufacturing

PPRQ03G



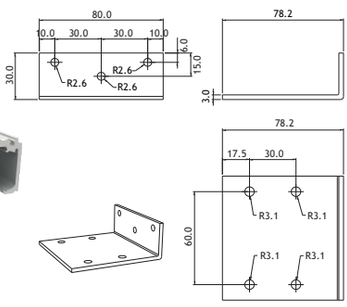

PANTA REI staffa fissaggio a parete per PPRB03G
Completa di viti e inserti per il montaggio
Si utilizza 1 staffa ogni 400 mm circa
Realizzata in acciaio galvanizzato

PANTA REI wall fixing bracket for PPRB03G
Mounting screws and squared bolts included
Use 1 bracket every 400 mm of track
Zinc plated steel manufacturing

Catalogo def.indd 208 13/08/20 21:26

PMM07G/PMM09G/PMM11G



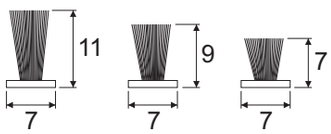

Guarnizione di finitura a spazzola autoadesiva
Polipropilene ad alta densità
Venduta al metro lineare
Disponibile con altezza 7, 9 e 11 mm

Self-adhesive finishing brush seal
High density polypropylene
Sold by the meter
Available with 7, 9 and 11 mm height

PMM13G

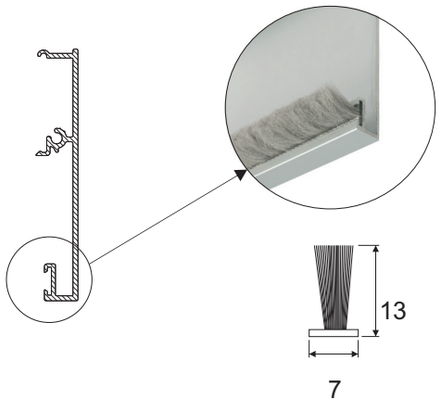

Guarnizione di finitura a spazzola da inserire in covers PPRC01G e PPRC02G
Polipropilene ad alta densità
Venduto al metro lineare

Finishing brush seal to insert in PPRC01G and PPRC02G covers
High density polypropylene
Sold by the meter

PPR220G

PULIZIA DEL BINARIO-*TRACK CLEANING*







Elemento in spugna sintetica per la pulizia dei binari di scorrimento
Una volta concluso il fissaggio di PPRB01G, PPRB02G, PPRB03G e prima di posizionare i carrelli, consigliamo di pulire accuratamente i binari da ogni residuo di polvere e trucioli metallici

Synthetic sponge element for slide tracks cleaning
Once the installation of PPRB01G, PPRB02G, PPRB03G is completed and before wheels positioning, dust and metal chips cleaning is highly recommended

Catalogo def.indd 209 13/08/20 21:26

PPR01-150G



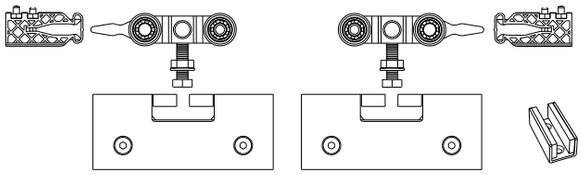

PANTA REI kit 1 anta scorrevole costituito da:
2 pinze PSD01G, 2 carrelli in acciaio, 2 finecorsa regolabili, 1 guida pavimento PSDGG o PR07AG
DA USARSI CON COPERTINA PPRC01G

PANTA REI sliding door set composed of:
2 PSD01G clamps, 2 steel carriages, 2 adjustable wheel stops, 1 PSDGG or PR07AG floor guide
USE WITH PPRC01G COVER

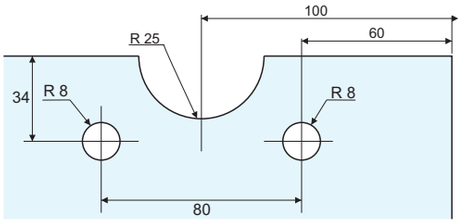



PPR01C-150G

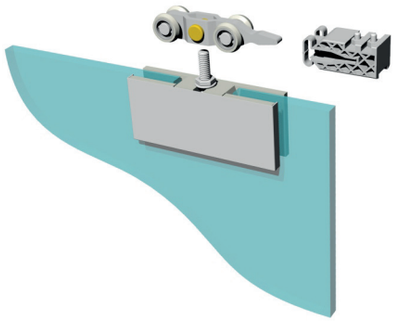

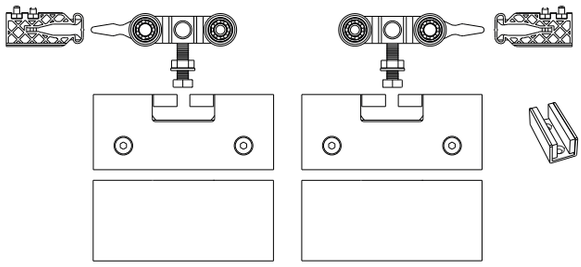

PANTA REI kit 1 anta scorrevole costituito da:
2 pinze PSD01G, 2 coppie copertine per PSD01G, 2 carrelli in acciaio, 2 finecorsa regolabili, 1 guida pavimento PSDGG o PR07AG
DA USARSI CON COPERTINA PPRC03G

PANTA REI sliding door set composed of:
2 PSD01G clamps, 2 pairs of covers for PSD01G, 2 steel carriages, 2 adjustable wheel stops, 1 PSDGG or PR07AG floor guide
USE WITH PPRC03G COVER

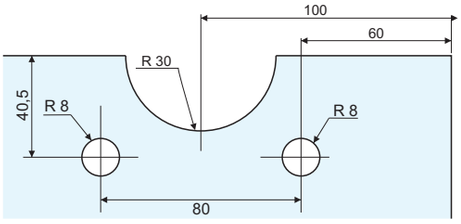



Catalogo definitivo 210 13/08/20 21:26

PPRS01-130G



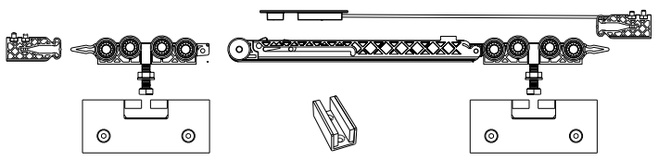

PANTA REI SOFT-CLOSE unilaterale kit 1 anta scorrevole costituito da:
2 pinze PSD01G, 1 unità soft-close con carrello e attivatore, 1 carrello in metallo, 2 finecorsa regolabili, 1 guida pavimento PSDGG o PR07AG
DA USARSI CON COPERTINA PPRC01G

PANTA REI SOFT-CLOSE one side sliding door set composed of:
2 PSD01G clamps, 1 soft-close unit with carriage and activator, 1 metal carriage, 2 adjustable wheel stops, 1 PSDGG or PR07AG floor guide
USE WITH PPRC01G COVER

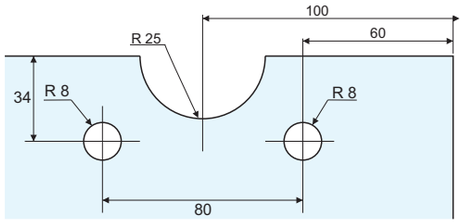



PPRS01C-130G

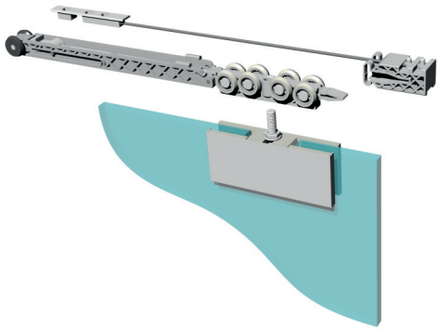

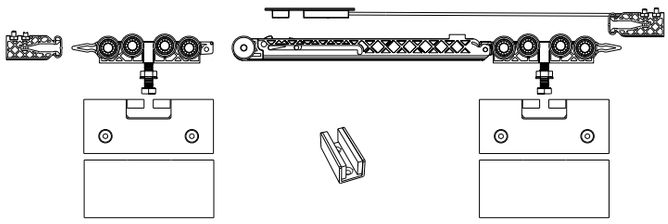

PANTA REI SOFT-CLOSE unilaterale kit 1 anta scorrevole costituito da:
2 pinze PSD01G, 2 coppie copertine per PSD01G, 1 unità soft-close con carrello e attivatore, 1 carrello in metallo, 2 finecorsa regolabili, 1 guida pavimento PSDGG o PR07AG
DA USARSI CON COPERTINA PPRC03G

PANTA REI SOFT-CLOSE one side sliding door set composed of:
2 PSD01G clamps, 2 pairs of covers for PSD01G, 1 soft-close unit with carriage and activator, 1 metal carriage, 2 adjustable wheel stops, 1 PSDGG or PR07AG floor guide
USE WITH PPRC03G COVER

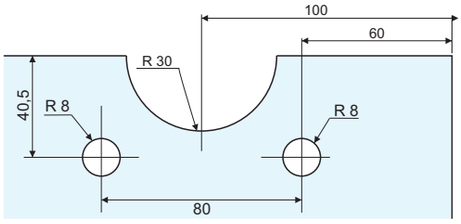



Catalogo definitivo 211 13/03/20 21:26

PPRSD01-130G



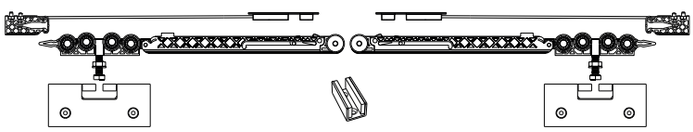

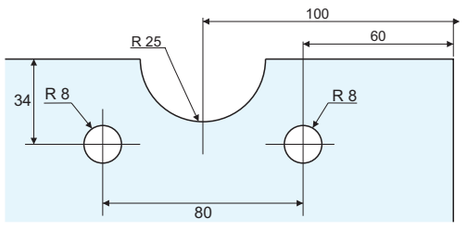

PANTA REI SOFT-CLOSE bilaterale kit 1 anta scorrevole costituito da:
2 pinze PSD01G, 2 unità soft-close con carrello e attivatore, 2 finecorsa regolabili, 1 guida pavimento GPSDG o PR07AG
DA USARSI CON COPERTINA PPRC01G

PANTA REI SOFT-CLOSE two side sliding door set composed of:
2 PSD01G clamps, 2 soft-close unit with carriage and activator, 2 adjustable wheel stops, 1 PSDGG or PR07AG floor guide
USE WITH PPRC01G COVER



PPRSD01C-130G

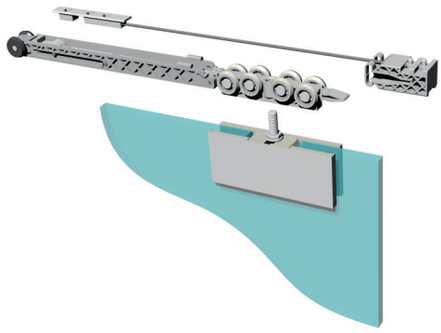

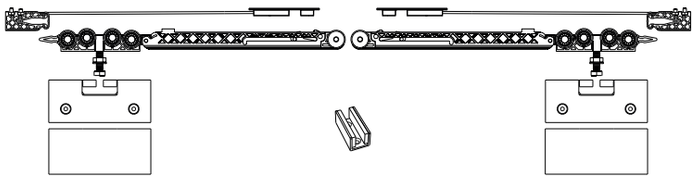

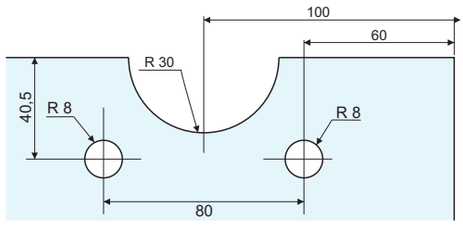

PANTA REI SOFT-CLOSE bilaterale kit 1 anta scorrevole costituito da:
2 pinze PSD01G, 2 coppie copertine per PSD01G, 2 unità soft-close con carrello e attivatore, 2 finecorsa regolabili, 1 guida pavimento PSDGG o PR07AG

PANTA REI SOFT-CLOSE two side sliding door set composed of:
2 PSD01G clamps, 2 pairs of covers for PSD01G, 2 soft-close unit with carriage and activator, 2 adjustable wheel stops, 1 PSDGG or PR07AG floor guide
USE WITH PPRC03G COVER



Catalogo definitivo.indd 212 13/08/20 21:26

PPR02-60G

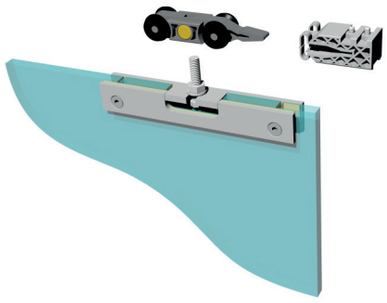

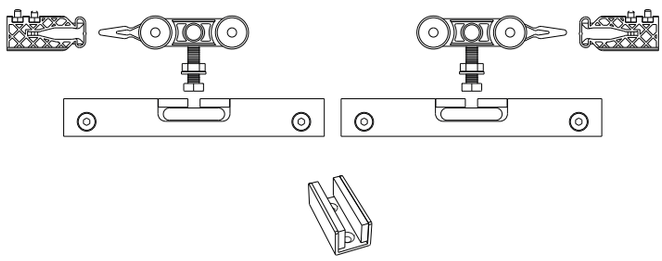

PANTA REI kit 1 anta scorrevole costituito da:
2 pinze PSD02NG, 2 carrelli in nylon, 2 finecorsa regolabili, 1 guida pavimento PSDGG o PR07AG
DA USARSI CON COPERTINA PPRC02G

PANTA REI sliding door set composed of:
2 PSD02NG clamps, 2 nylon carriages, 2 adjustable wheel stops, 1 PSDGG or PR07AG floor guide
USE WITH PPRC02G COVER

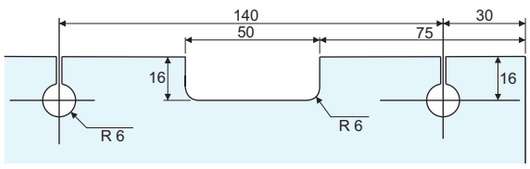



PPR02C-60G



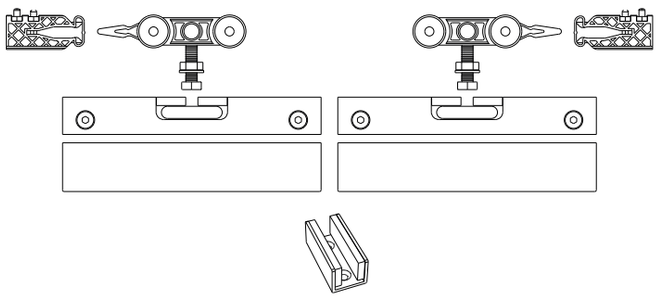

PANTA REI kit 1 anta scorrevole costituito da:
2 pinze PSD02NG, 2 coppie copertine per PSD02NG, 2 carrelli in nylon, 2 finecorsa regolabili, 1 guida pavimento PSDGG o PR07AG
DA USARSI CON COPERTINA PPRC03G

PANTA REI sliding door set composed of:
2 PSD02NG clamps, 2 pairs of covers for PSD02NG, 2 nylon carriages, 2 adjustable wheel stops, 1 PSDGG or PR07AG floor guide
USE WITH PPRC03G COVER

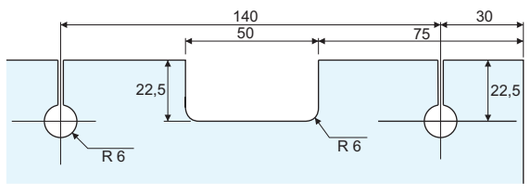



Catalogo def.indd 213 13/08/20 21:26

PPR02-110G

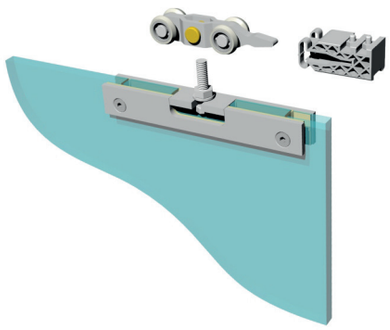

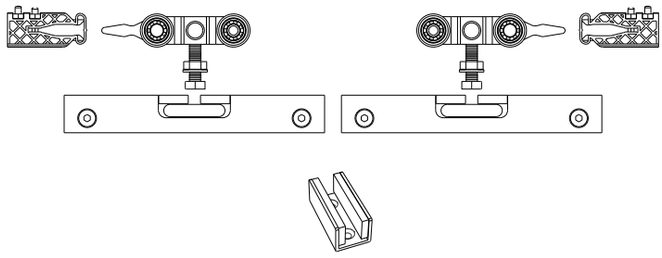

PANTA REI kit 1 anta scorrevole costituito da:
2 pinze PSD02NG, 2 carrelli in acciaio, 2 finecorsa regolabili,
1 guida pavimento PSDGG o PR07AG
DA USARSI CON COPERTINA PPRC02G

PANTA REI sliding door set composed of:
2 PSD02NG clamps, 2 steel carriages, 2 adjustable wheel stops, 1 PSDGG or PR07AG floor guide
USE WITH PPRC02G COVER

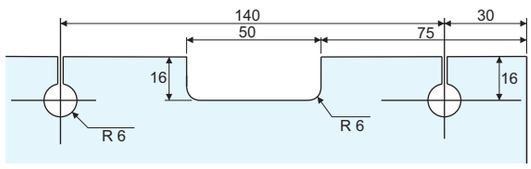



PPR02C-110G



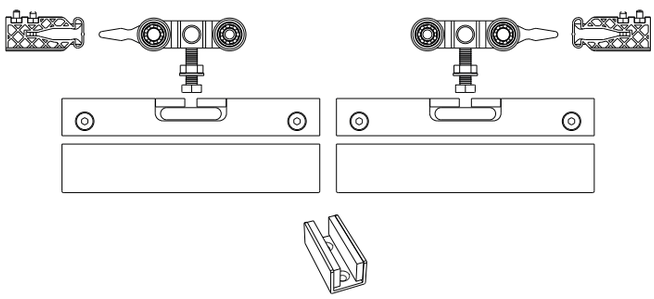

PANTA REI kit 1 anta scorrevole costituito da:
2 pinze PSD02NG, 2 coppie copertine per PSD02NG, 2 carrelli in acciaio, 2 finecorsa regolabili, 1 guida pavimento PSDGG o PR07AG
DA USARSI CON COPERTINA PPRC03G

PANTA REI sliding door set composed of:
2 PSD02NG clamps, 2 pairs of covers for PSD2NG, 2 steel carriages, 2 adjustable wheel stops, 1 PSDGG or PR07AG floor guide
USE WITH PPRC03G COVER

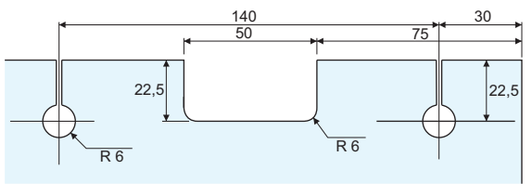



Catalogo definitivo 214 13/08/20 21:26

PPRS02-80G

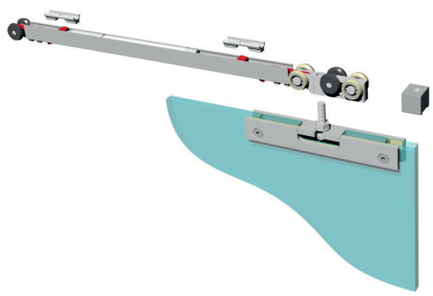

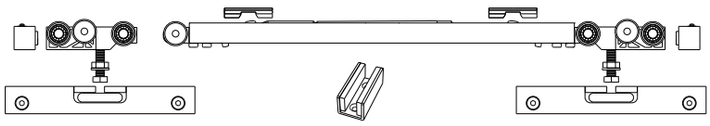

PANTA REI SOFT-CLOSE bilaterale kit 1 anta scorrevole costituito da:
2 pinze PSD02NG, 1 unità soft-close con carrello e attivatori, 1 carrello in metallo, 2 finecorsa, 1 guida pavimento PSDGG o PR07AG
DA USARSI CON COPERTINA PPRC02G

PANTA REI SOFT-CLOSE two side sliding door set composed of:
2 PSD02NG clamps, 1 soft-close unit with carriage and activators, 1 metal carriage, 2 wheel stops, 1 PSDGG or PR07AG floor guide
USE WITH PPRC02G COVER

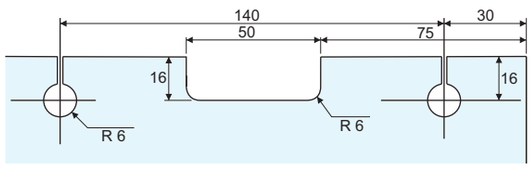



PPRS02C-80G

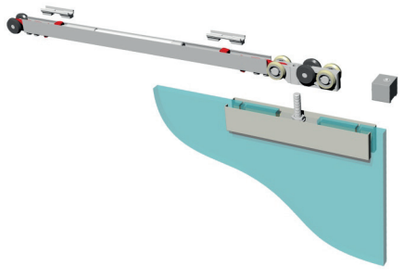

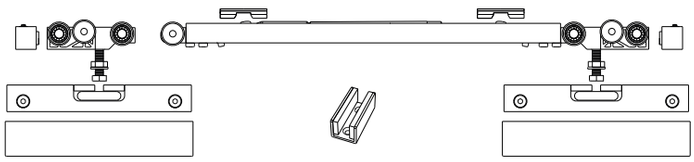

PANTA REI SOFT-CLOSE bilaterale kit 1 anta scorrevole costituito da:
2 pinze PSD02NG, 2 coppie copertine per PSD02NG, 1 unità soft-close con carrello e attivatori, 1 carrello in metallo, 2 finecorsa, 1 guida pavimento PSDGG o PR07AG
DA USARSI CON COPERTINA PPRC03G

PANTA REI SOFT-CLOSE two side sliding door set composed of:
2 PSD02NG clamps, 2 pairs of covers for PSD02NG, 1 soft-close unit with carriage and activators, 1 metal carriage, 2 wheel stops, 1 PSDGG or PR07AG floor guide
USE WITH PPRC03G COVER

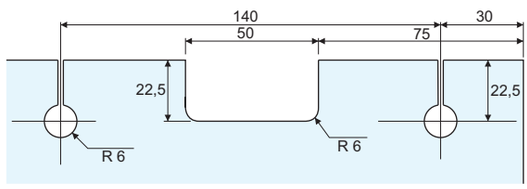



Catalogo def.indd 215 13/08/20 21:26

PPRS02-80SG

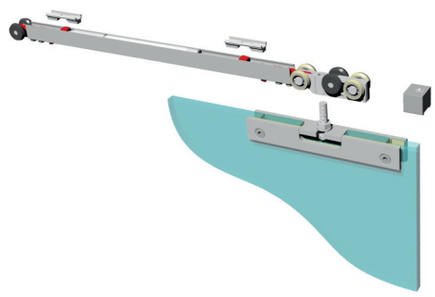

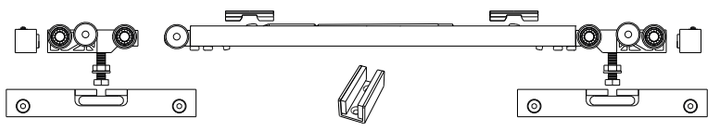

PANTA REI SOFT-CLOSE bilaterale kit 1 anta scorrevole costituito da:
2 pinze PSD02NG, 1 unità soft-close «S» ad alte prestazioni con carrello e attivatori, 1 carrello in metallo, 2 finecorsa, 1 guida pavimento PSDGG o PR07AG
DA USARSI CON COPERTINA PPRC02G

PANTA REI SOFT-CLOSE two side sliding door set composed of:
2 PSD02NG clamps, 1 type «S» high performance soft-close unit with carriage and activators, 1 metal carriage, 2 wheel stops, 1 PSDGG or PR07AG floor guide
USE WITH PPRC02G COVER

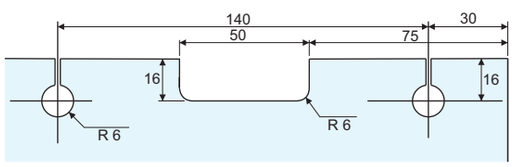



PPRS02C-80SG

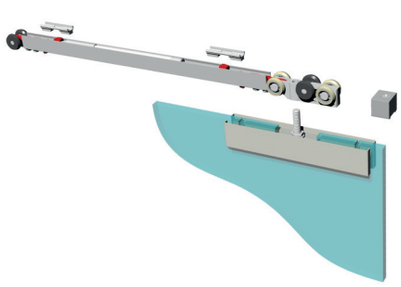

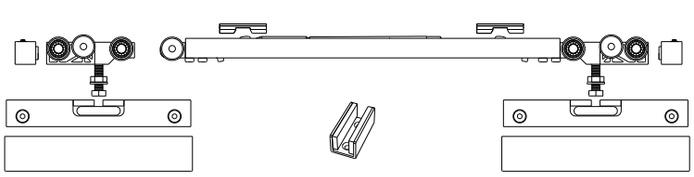

PANTA REI SOFT-CLOSE bilaterale kit 1 anta scorrevole costituito da:
2 pinze PSD02NG, 2 coppie copertine per PSD02NG, 1 unità soft-close «S» ad alte prestazioni con carrello e attivatori, 1 carrello in metallo, 2 finecorsa, 1 guida pavimento PSDGG o PR07AG
DA USARSI CON COPERTINA PPRC03G

PANTA REI SOFT-CLOSE two side sliding door set composed of:
2 PSD02NG clamps, 2 pairs of covers for PSD02NG,1 type «S» high performance soft-close unit with carriage and activators, 1 metal carriage, 2 wheel stops, 1 PSDGG or PR07AG floor guide
USE WITH PPRC03G COVER

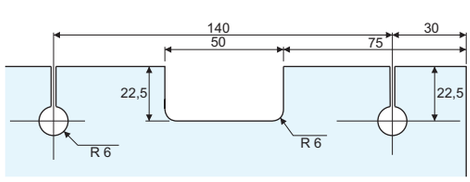



Catalogo definitivo 216
13/08/20 21:26

PPRS02-110SG

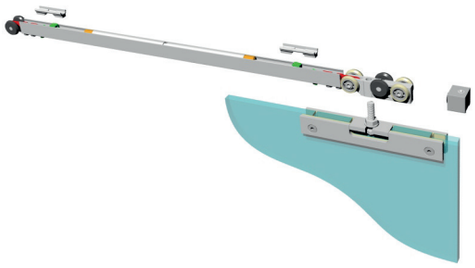

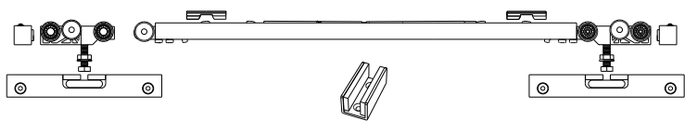

PANTA REI SOFT-CLOSE bilaterale kit 1 anta scorrevole costituito da:
2 pinze PSD02NG, 1 unità soft-close «S» ad alte prestazioni con carrello e attivatori, 1 carrello in metallo, 2 finecorsa, 1 guida pavimento PSDGG o PR07AG
DA USARSI CON COPERTINA PPRC02G

PANTA REI SOFT-CLOSE two side sliding door set composed of:
2 PSD02NG clamps, 1 type «S» high performance soft-close unit with carriage and activators, 1 metal carriage, 2 wheel stops, 1 PSDGG or PR07AG floor guide
USE WITH PPRC02G COVER

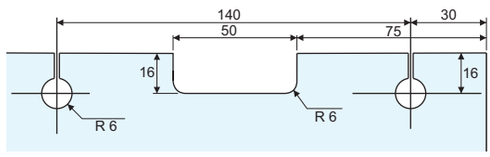



PPRS02C-110SG

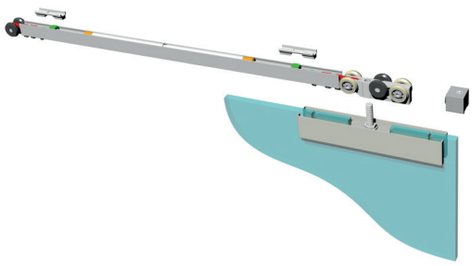

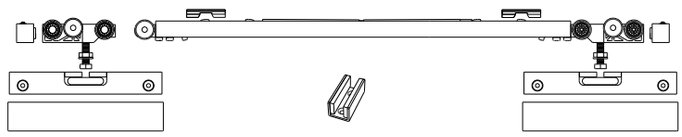

PANTA REI SOFT-CLOSE bilaterale kit 1 anta scorrevole costituito da:
2 pinze PSD02NG, 2 coppie copertine per PSD02NG, 1 unità soft-close «S» ad alte prestazioni con carrello e attivatori, 1 carrello in metallo, 2 finecorsa, 1 guida pavimento PSDGGG o PR07AG
DA USARSI CON COPERTINA PPRC03G

PANTA REI SOFT-CLOSE two side sliding door set composed of:
2 PSD02NG clamps, 2 pairs of covers for PSD02NG, 1 type «S» high performance soft-close unit with carriage and activators, 1 metal carriage, 2 wheel stops, 1 PSDGG or PR07AG floor guide
USE WITH PPRC03G COVER

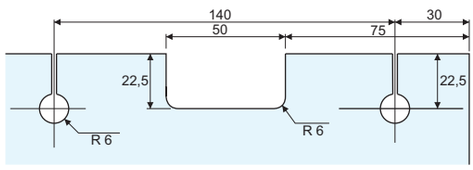



Catalogo def.indd 217 13/08/20 21:26

PPR03-60G



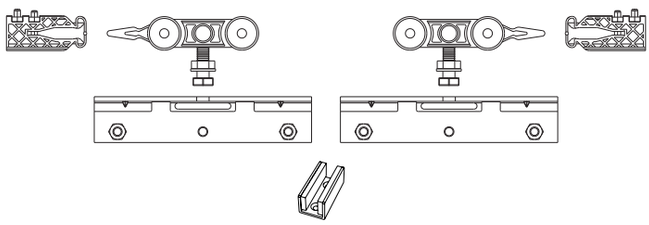

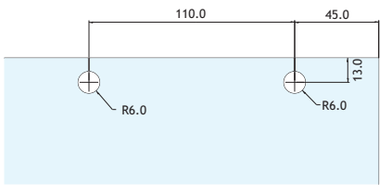

PANTA REI kit 1 anta scorrevole costituito da:
2 pinze PSD03G, 2 carrelli in nylon, 2 finecorsa regolabili, 1 guida pavimento PSDGG o PR07AG
DA USARSI CON COPERTINA PPRC02PG o PRC02LG

PANTA REI sliding door set composed of:
2 PSD03G clamps, 2 nylon carriages, 2 adjustable wheel stops, 1 PSDGG or PR07AG floor guide
USE WITH PPRC02G or PPRC02LG COVER



PPR03-80G



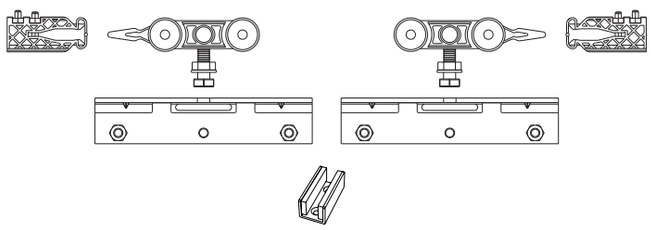

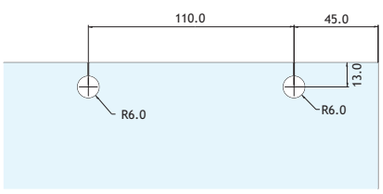

PANTA REI kit 1 anta scorrevole costituito da:
2 pinze PSD03G, 2 carrelli in nylon, 2 finecorsa regolabili, 1 guida pavimento PSDGPG o R07AG
DA USARSI CON COPERTINA PPRC02PG o PRC02LG

PANTA REI sliding door set composed of:
2 PSD03G clamps, 2 nylon carriages, 2 adjustable wheel stops, 1 PSDGG or PR07AG floor guide
USE WITH PPRC02G or PPRC02LG COVER



Catalogo def.indd 218 13/08/20 21:26

PPRS03-80G



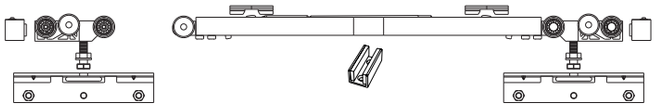

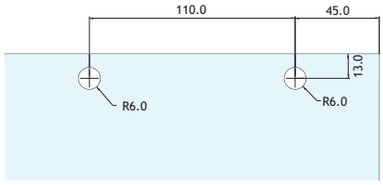

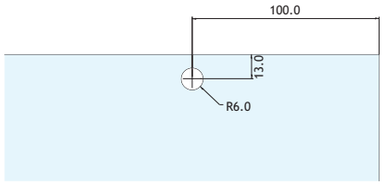

PANTA REI kit 1 anta scorrevole costituito da:
2 pinze PSD03G, 2 carrelli in nylon, 2 finecorsa regolabili, 1 guida pavimento GPSDG o PR07AG
DA USARSI CON COPERTINA PPRC02G o PPRC02LG

PANTA REI sliding door set composed of:
2 PSD03G clamps, 2 nylon carriages, 2 adjustable wheel stops, 1 PSDGG or PR07AG floor guide
USE WITH PPRC02G or PPRC02LG COVER



PPRS03-80SG



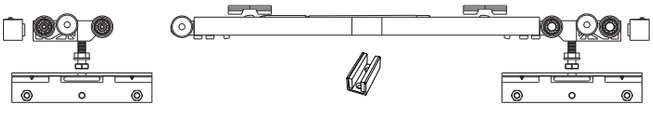

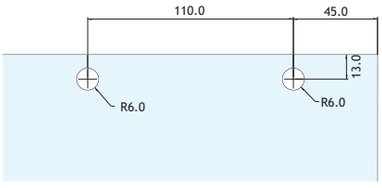

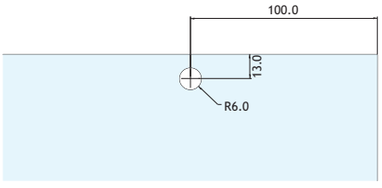

PANTA REI SOFT-CLOSE bilaterale kit 1 anta scorrevole costituito da:
2 pinze PSD03G, 1 unità soft-close «S» ad alte prestazioni con carrello e attivatori, 1 carrello in metallo, 2 finecorsa, 1 guida pavimento PSDGPG o R07AG
DA USARSI CON COPERTINA GPPRC02 o GPPRC02L

PANTA REI SOFT-CLOSE two side sliding door set composed of:
2 PSD03G clamps, 1 type «S» high performance soft-close unit with carriage and activators, 1 metal carriage, 2 wheel stops, 1 PSDGG or PR07AG floor guide
USE WITH PPRC02G or PPRC02LG COVER



Catalogo def.indd 219 13/08/20 21:26

PPR05-60G

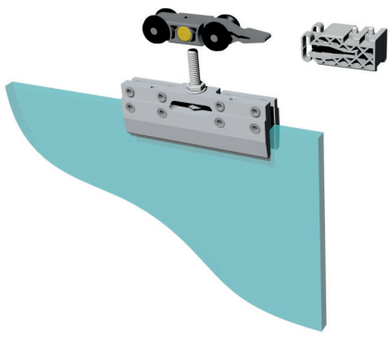

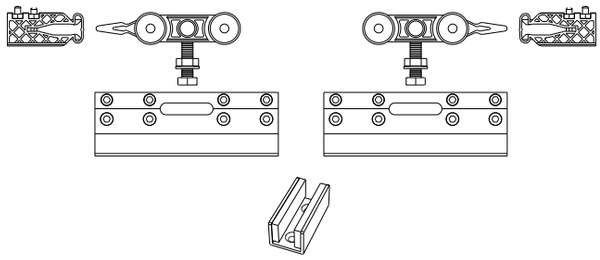

PANTA REI kit 1 anta scorrevole costituito da:
2 pinze senza tacca PSD05G, 2 carrelli in nylon, 2 finecorsa regolabili, 1 guida pavimento PSDGG o PR07AG
DA USARSI CON COPERTINA PPRC01G

PANTA REI sliding door set composed of:
2 PSD05G no glass cut-out clamps, 2 nylon carriages, 2 adjustable wheel stops, 1 PSDGG or PR07AG floor guide
USE WITH PPRC01G COVER

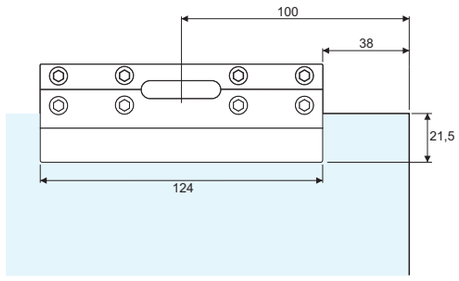



PPR05-110G



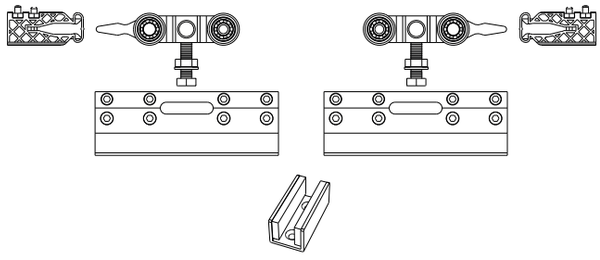

PANTA REI kit 1 anta scorrevole costituito da:
2 pinze senza tacca PSD05G, 2 carrelli in acciaio, 2 finecorsa regolabili, 1 guida pavimento PSDGG o PR07AG
DA USARSI CON COPERTINA PPRC01G

PANTA REI sliding door set composed of:
2 PSD05G no glass cut-out clamps, 2 steel carriages, 2 adjustable wheel stops, 1 PSDGG or PR07AG floor guide
USE WITH PPRC01G COVER

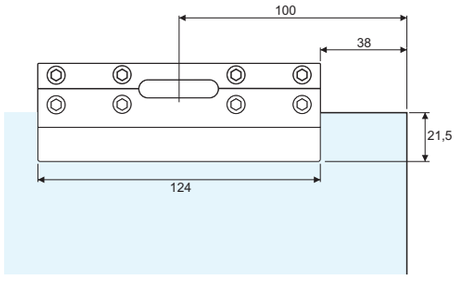



Catalogo def.indd 220 13/08/20 21:26

PPRS05-80G



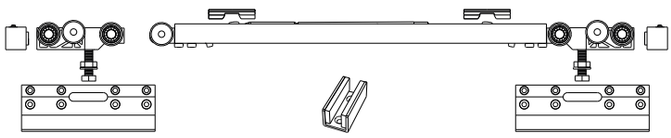

PANTA REI SOFT-CLOSE bilaterale kit 1 anta scorrevole costituito da:
2 pinze senza tacca PSD05G, 1 unità soft-close con carrello e attivatori, 1 carrello in metallo, 2 finecorsa, 1 guida pavimento PSDGG o PR07AG
DA USARSI CON COPERTINA PPRC01G

PANTA REI SOFT-CLOSE two side sliding door set composed of:
2 PSD05G no glass cut-out clamps, 1 soft-close unit with carriage and activators, 1 metal carriage, 2 wheel stops, 1 PSDGG or PR07AG floor guide
USE WITH PPRC01G COVER

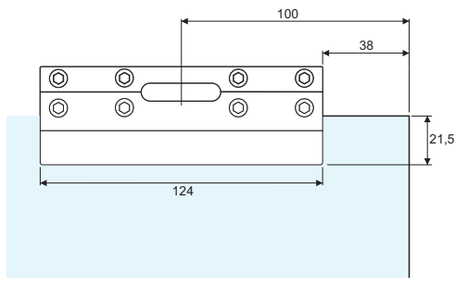



PPRS05-80SG



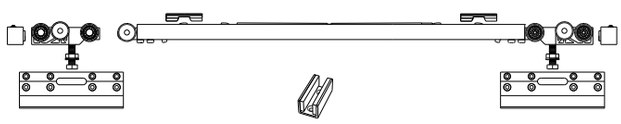

PANTA REI SOFT-CLOSE bilaterale kit 1 anta scorrevole costituito da:
2 pinze senza tacca PSD05G, 1 unità soft-close «S» ad alte prestazioni con carrello e attivatori, 1 carrello in metallo, 2 finecorsa, 1 guida pavimento PSDGG o PR07AG
DA USARSI CON COPERTINA PPRC01G

PANTA REI SOFT-CLOSE two side sliding door set composed of:
2 PSD05G no glass cut-out clamps, 1 type «S» high performance soft-close unit with carriage and activators, 1 metal carriage, 2 wheel stops, 1 PSDGG or PR07AG floor guide
USE WITH PPRC01G COVER

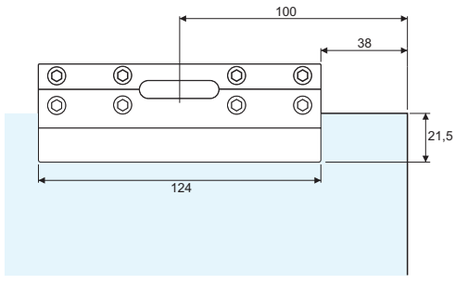



Catalogo def.indd 221 13/08/20 21:26

PPRS05-110SG



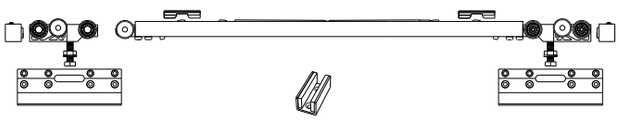

PANTA REI SOFT-CLOSE bilaterale kit 1 anta scorrevole costituito da:
2 pinze senza tacca PSD05G, 1 unità soft-close «S» ad alte prestazioni con carrello e attivatori, 1 carrello in metallo, 2 finecorsa, 1 guida pavimento PSDGG o PPR07AG
DA USARSI CON COPERTINA PPRC01G

PANTA REI SOFT-CLOSE two side sliding door set composed of:
2 PSD05G no glass cut-out clamps, 1 type «S» high performance soft-close unit unit with carriage and activators, 1 metal carriage, 2 wheel stops, 1 PSDGG or PPR07AG floor guide
USE WITH PPRC01G COVER

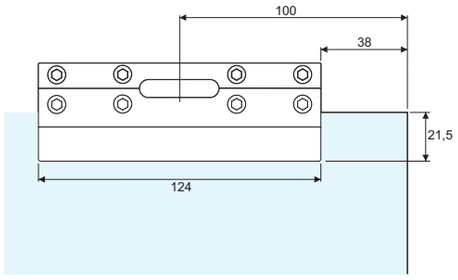



PPR07-60G



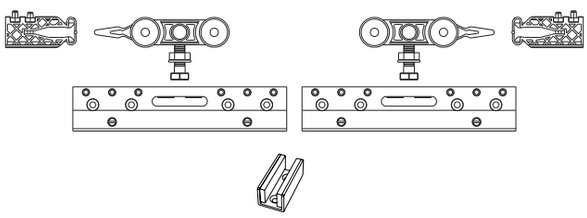

PANTA REI kit 1 anta scorrevole costituito da:
2 pinze senza tacca PSD07G, 2 carrelli in nylon, 2 finecorsa regolabili, 1 guida pavimento PSDGG o PR07AG
DA USARSI CON COPERTINA PPRC02LG

PANTA REI sliding door set composed of:
2 PSD07G no glass cut-out clamps, 2 nylon carriages, 2 adjustable wheel stops, 1 PSDGG or PR07AG floor guide
USE WITH PPRC2LG COVER

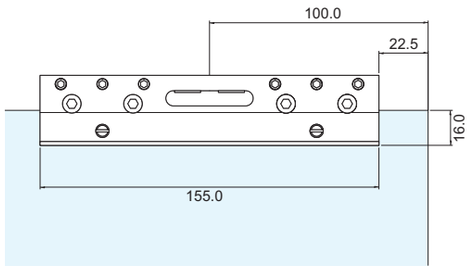



Catalogo definitivo.indd 222 13/08/20 21:26

PPR07-100G

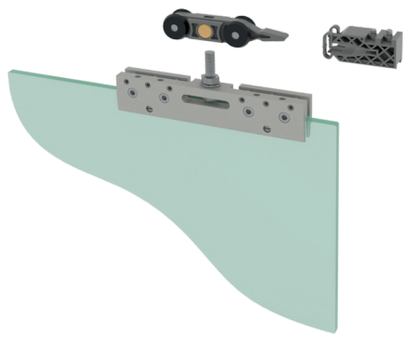

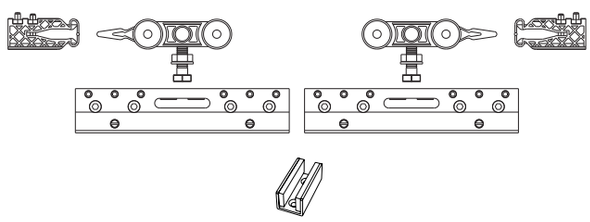

PANTA REI kit 1 anta scorrevole costituito da:
2 pinze senza tacca PSD07G, 2 carrelli in nylon, 2 finecorsa regolabili, 1 guida pavimento PSDGG o PR07AG
DA USARSI CON COPERTINA PPRC02LG

PANTA REI sliding door set composed of:
2 PSD07G no glass cut-out clamps, 2 nylon carriages, 2 adjustable wheel stops, 1 PSDGG or PR07AG floor guide
USE WITH PPRC02LG COVER

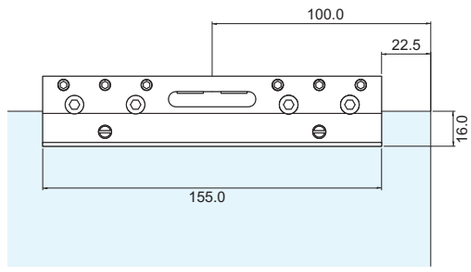



PPRS07-80G



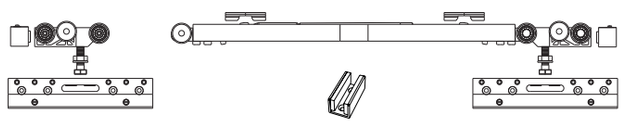

PANTA REI SOFT-CLOSE bilaterale kit 1 anta scorrevole costituito da:
2 pinze senza tacca PSD07G, 1 unità soft-close con carrello e attivatori, 1 carrello in metallo, 2 finecorsa, 1 guida pavimento PSDGG o PR07AG
DA USARSI CON COPERTINA PPRC02LG

PANTA REI SOFT-CLOSE two side sliding door set composed of:
2 PSD07G no glass cut-out clamps, 1 soft-close unit with carriage and activators, 1 metal carriage, 2 wheel stops, 1 PSDGG or PR07AG floor guide
USE WITH PPRC02LG COVER

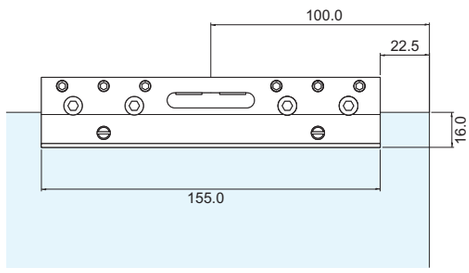



Catalogo def.indd 223 13/08/20 21:26

PPRS07-80G



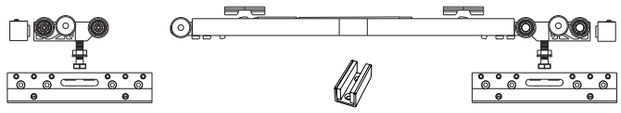

PANTA REI SOFT-CLOSE bilaterale kit 1 anta scorrevole costituito da:
2 pinze senza tacca PSD07G, 1 unità soft-close «S» ad alte prestazioni con carrello e attivatori, 1 carrello in metallo, 2 finecorsa, 1 guida pavimento PSDGG o PR07AG
DA USARSI CON COPERTINA PPRC02LG

PANTA REI SOFT-CLOSE two side sliding door set composed of:
2 PSD07G no glass cut-out clamps, 1 type «S» high performance soft-close unit with carriage and activators, 1 metal carriage, 2 wheel stops, 1 PSDGG or PR07AG floor guide
USE WITH PPRC02LG COVER

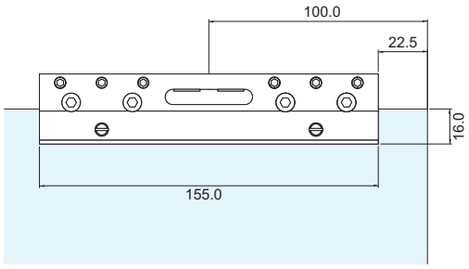



PPRS07-100SG



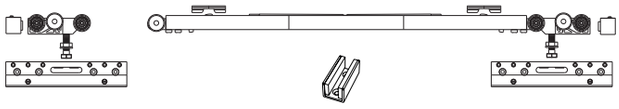

PANTA REI SOFT-CLOSE bilaterale kit 1 anta scorrevole costituito da:
2 pinze senza tacca PSD07G, 1 unità soft-close «S» ad alte prestazioni con carrello e attivatori, 1 carrello in metallo, 2 finecorsa, 1 guida pavimento PSDGG o PR07AG
DA USARSI CON COPERTINA PPRC02LG

PANTA REI SOFT-CLOSE two side sliding door set composed of:
2 PSD07G no glass cut-out clamps, 1 type «S» high performance soft-close unit with carriage and activators, 1 metal carriage, 2 wheel stops, 1 PSDGG or PR07AG floor guide
USE WITH PPRC02LG COVER

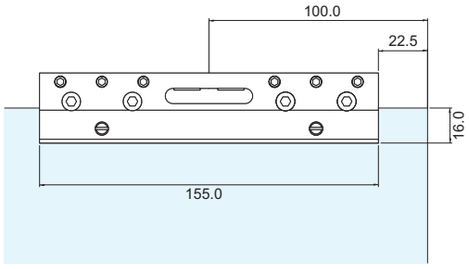



Catalogo definitivo 224
13/08/20 21:26

PANTA REI/PANTA REI SOFT-CLOSE

fissaggio a parete/wall fixing

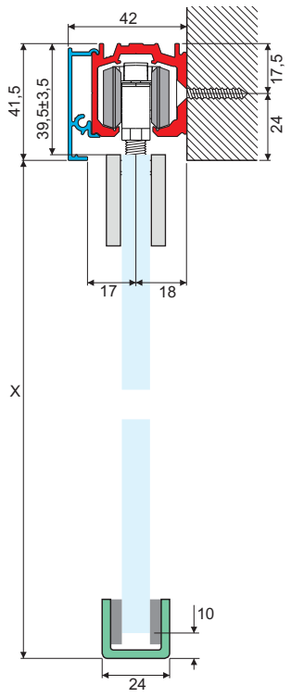

A) per tutti i kit con covers pinze
A) for all sets with clamp covers

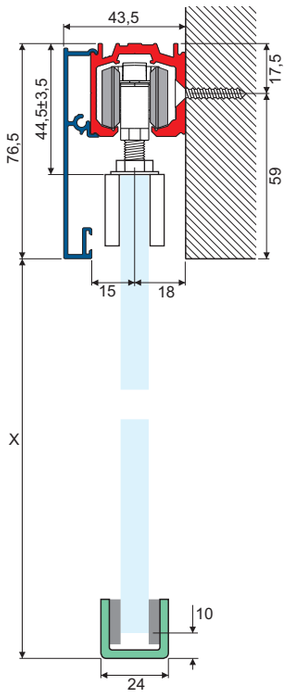

B) per tutti i kit PPR02G e PPRS02G
B) for all PPR02G e PPRS02G sets

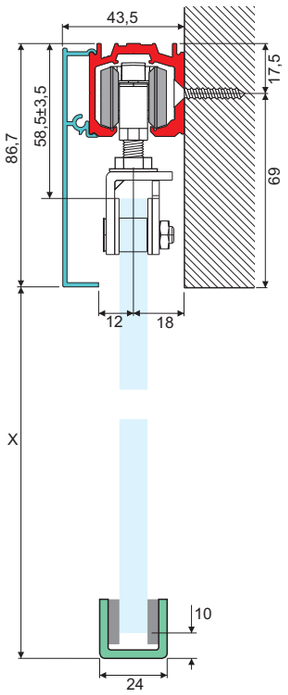

C) per tutti i kit PPR03G e PPRS03G
C) for all PPR03G e PPRS03G sets

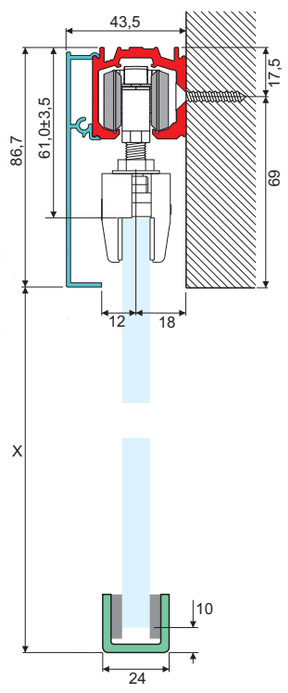

D) per tutti i kit PPR07G e PPRS07G
D) for all PPR07G e PPRS07G sets

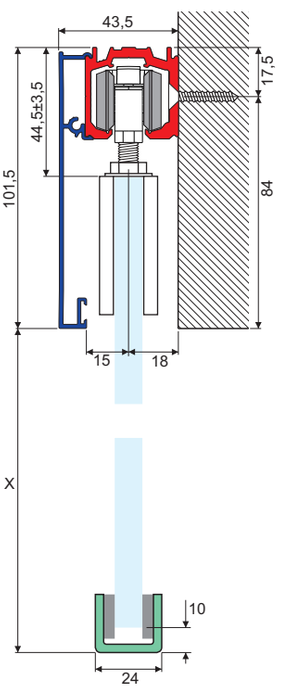

E) per tutti i kit PPR01G e PPRS01G
E) for all PPR01G e PPRS01G sets

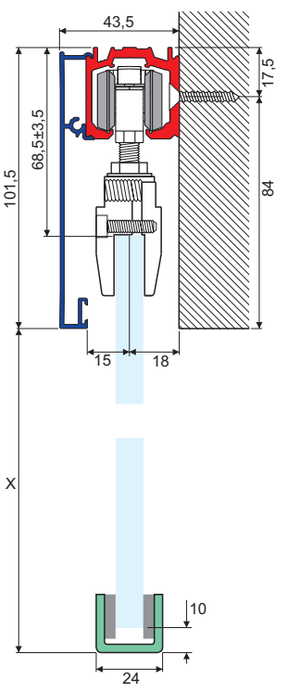

F) per tutti i kit PPR05G e PPRS05G
F) for all PPR05G e PPRS05G sets

Catalogo def.indd 225 13/08/20 21:26

PANTA REI/PANTA REI SOFT-CLOSE

fissaggio a parete/wall fixing

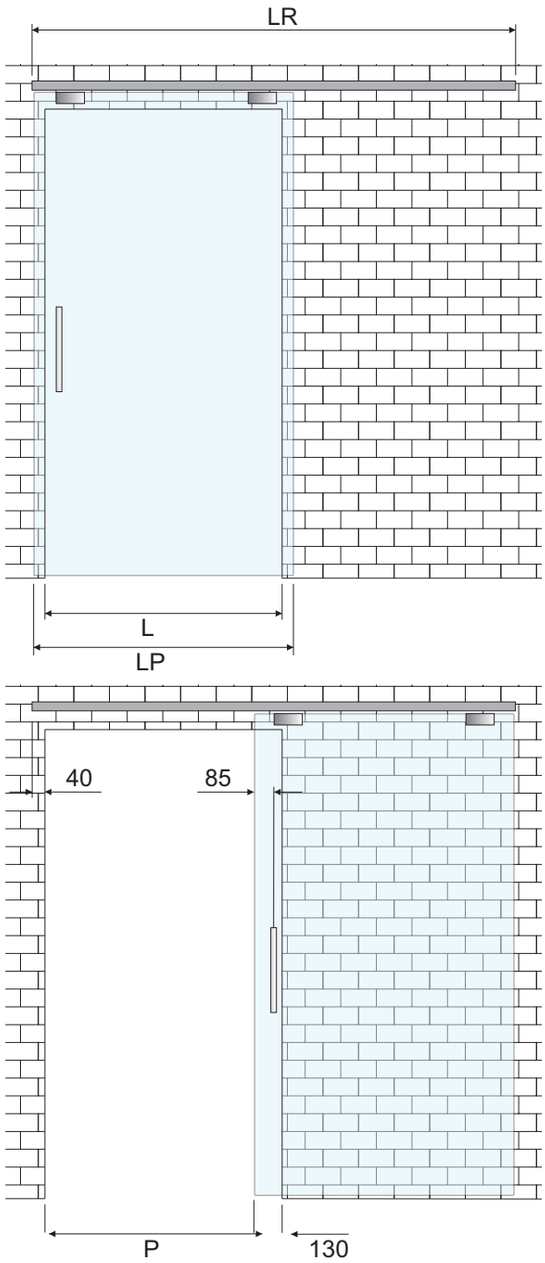

Dimensionamento della porta e del binario fissaggio a parete anta singola	**Glass and track sizing, wall fixing, single door**
Larghezza porta (LP) = L + 80 mm	Door width (LP) = L + 80 mm
Lunghezza rotaia (LR) = (2 x L) - 10 mm	Track lenght (LR) = (2 x L) - 10 mm
Misura del passaggio (P) = L - 130 mm	Passage width (P) = L - 130 mm
Altezza porta in A)=X-8 mm, B)=X+22 mm, C)=X+21,7 mm, D)=X+15,7 mm, E)=X+47 mm, F)=X+23 mm	Door height in A)=X-8 mm, B)=X+22 mm, C)=X+21,7 mm, D)=X+15,7 mm E)=X+47 mm, F)=X+23 mm

Catalogo def.indd 226 13/08/20 21:26

PANTA REI/PANTA REI SOFT-CLOSE

fissaggio a parete/wall fixing

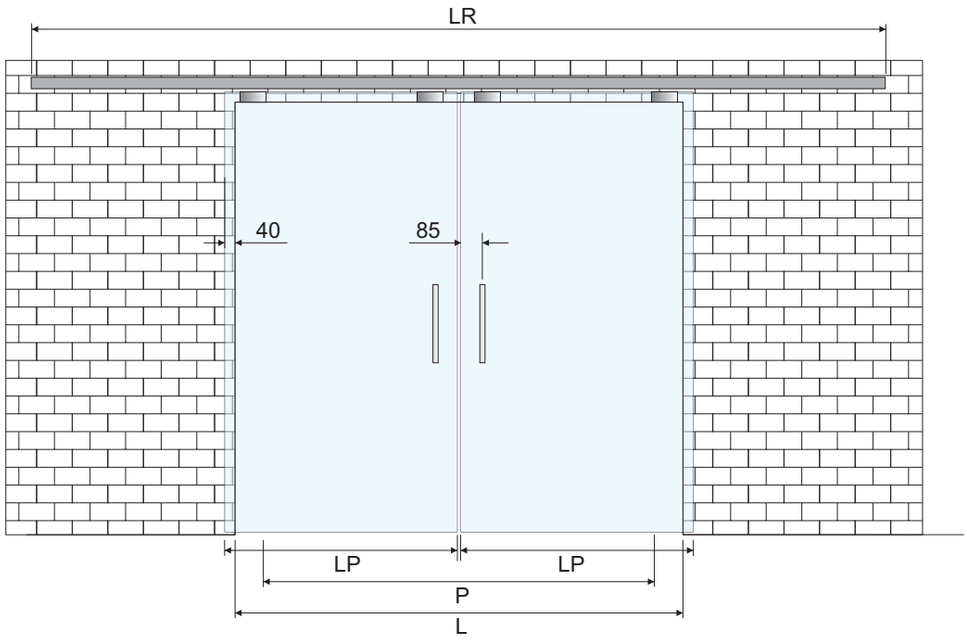

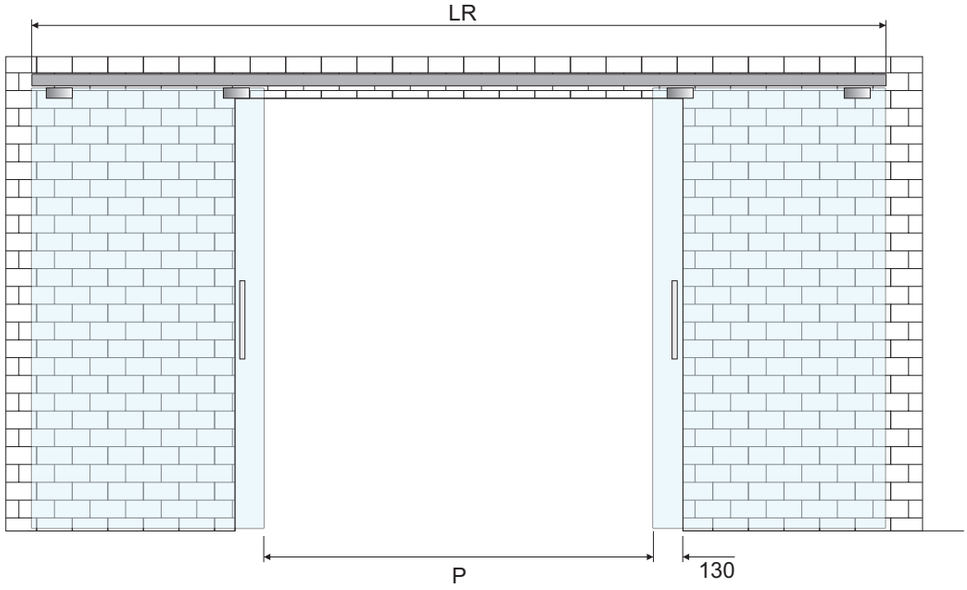

Dimensionamento della porta e del binario fissaggio a parete anta doppia	**Glass and track sizing, wall fixing, double door**
Larghezza porta (LP) = L/2 + 40 mm	Door width (LP) = L/2 + 40 mm
Lunghezza rotaia (LR) = (2 x L) - 180 mm	Track lenght (LR) = (2 x L) - 180 mm
Misura del passaggio (P) = L - 260 mm	Passage width (P) = L - 260 mm
Altezza porta in A)=X-8 mm, B)=X+22 mm, C)=X+21,7 mm, D)=X+15,7 mm, E)=X+47 mm, F)=X+23 mm	Door height in A)=X-8 mm, B)=X+22 mm, C)=X+21,7 mm, D)=X+15,7 mm E)=X+47 mm, F)=X+23 mm

Catalogo def.indd 227 13/08/20 21:26

PANTA REI/PANTA REI SOFT-CLOSE fissaggio a soffitto/ceiling fixing

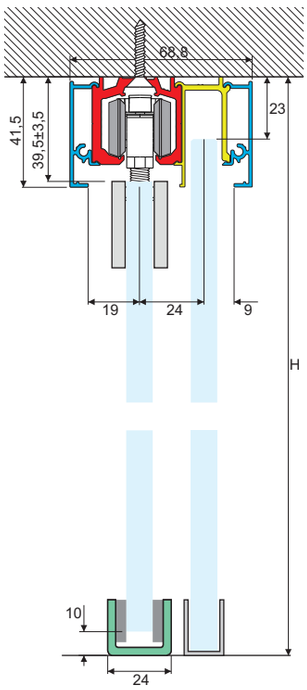

A) per tutti i kit con covers pinze
A) for all sets with clamp covers

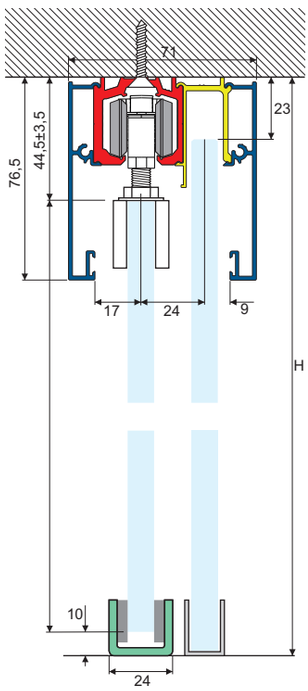

B) per tutti i kit PPR02G e PPRS02G
B) for all PPR02G e PPRS02G sets

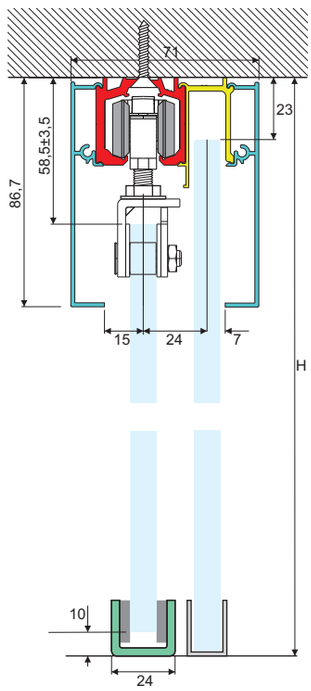

C) per tutti i kit PPR03G e PPRS03G
C) for all PPR03G e PPRS03G sets

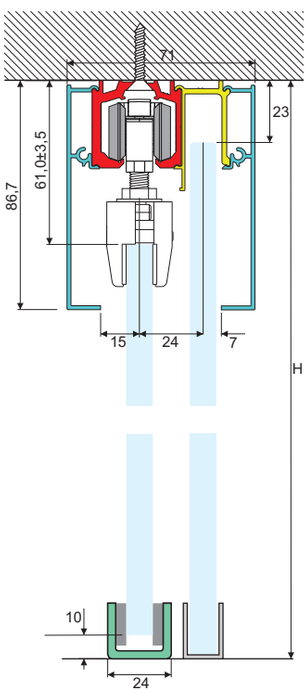

D) per tutti i kit PPR07G e PPRS07G
D) for all PPR07G e PPRS07G sets

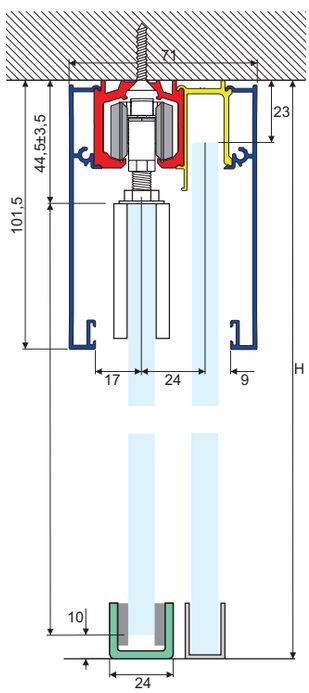

E) per tutti i kit PPR01G e PPRS01G
E) for all PPR01G e PPRS01G sets

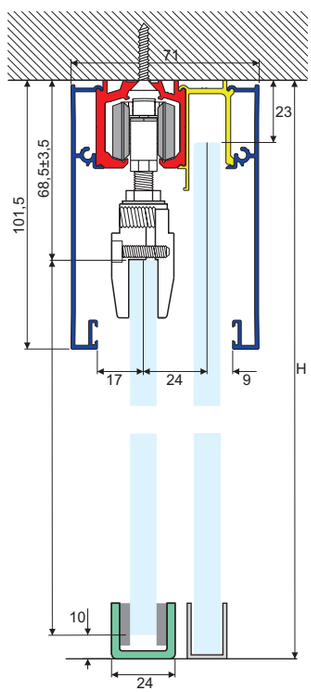

F) per tutti i kit PPR05G e PPRS05G
F) for all PPR05G e PPRS05G sets

Catalogo def.indd 228 13/08/20 21:26

PANTA REI/PANTA REI SOFT-CLOSE

fissaggio a soffitto/ceiling fixing

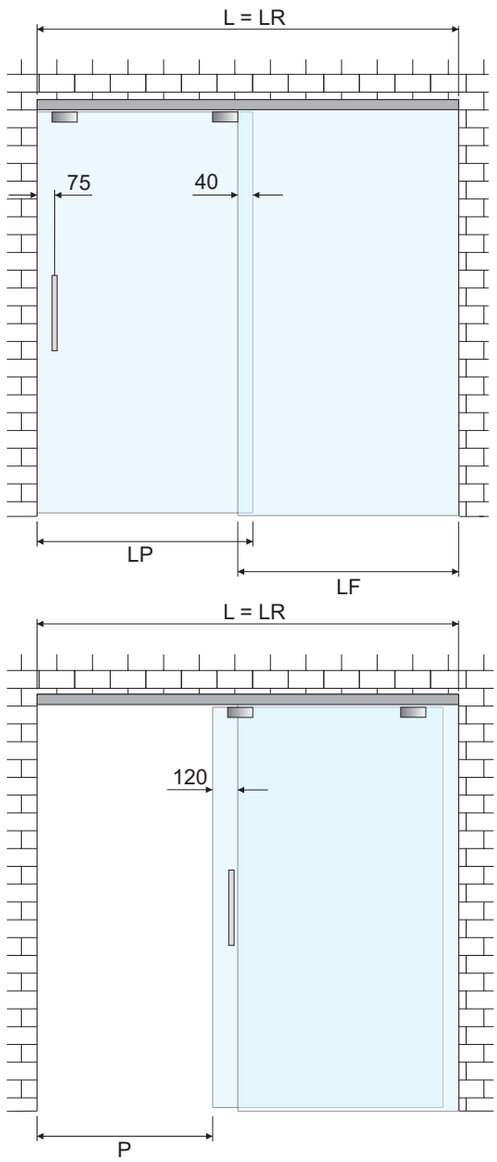

Dimensionamento della porta e del binario fissaggio a soffitto anta singola	**Glass and track sizing, ceiling fixing, single door**
Larghezza porta (LP) = L/2 + 80 mm	Door width (LP) = L/2 + 80 mm
Lunghezza rotaia (LR) = L	Track lenght (LR) = L
Misura del passaggio (P) = L/2 - 80 mm	Passage width (P) = L/2 - 80 mm
Larghezza del vetro fisso = L/2 - 40 mm	Side panel width = L/2 - 40 mm
Altezza porta in A)=H-49,5 mm, B)=H-54,5 mm, C)=H-65,0 mm, D)=H-71,0 mm, E)=H-54,5 mm, F)=H-78,5 mm	Door height in A)=H-49,5 mm, B)=H-54,5 mm, C)=H-65,0 mm, D)=H-71,0 mm, E)=H-54,5 mm, F)=H-78,5 mm

Catalogo def.indd 229 13/08/20 21:26

PANTA REI/PANTA REI SOFT-CLOSE

fissaggio a soffitto/ceiling fixing

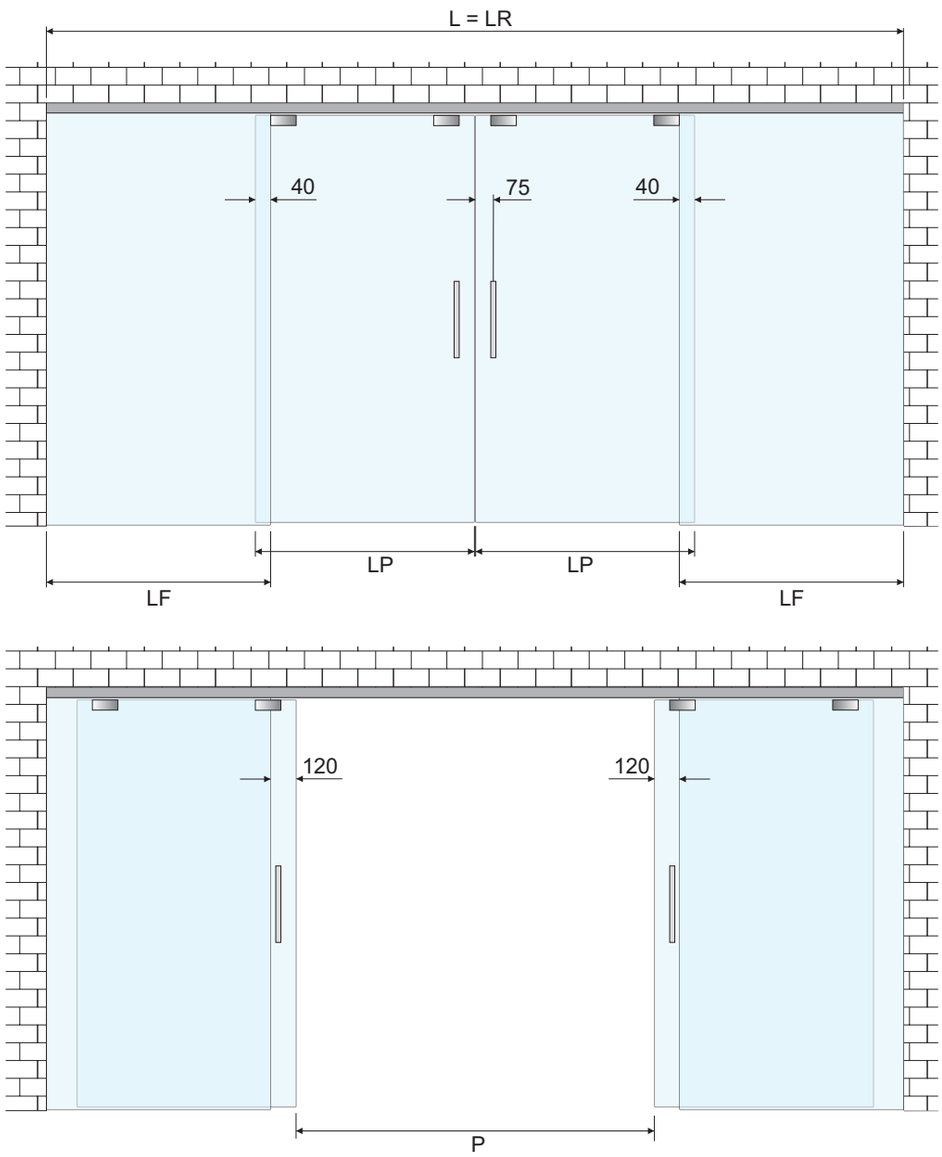

Dimensionamento della porta e del binario fissaggio a soffitto anta doppia	**Glass and track sizing, ceiling fixing, double door**
Larghezza porta (LP) = L/4 + 80 mm	Door width (LP) = L/4 + 80 mm
Lunghezza rotaia (LR) = L	Track lenght (LR) = L
Misura del passaggio (P) = L/2 - 160 mm	Passage width (P) = L/2 - 160 mm
Larghezza del vetro fisso = L/4 - 40 mm	Side panel width = L/4 - 40 mm
Altezza porta in A)=H-49,5 mm, B)=H-54,5 mm, C)=H-65,0 mm, D)=H-71,0 mm, E)=H-54,5 mm, F)=H-78,5 mm	Door height in A)=H-49,5 mm, B)=H-54,5 mm, C)=H-65,0 mm, D)=H-71,0 mm, E)=H-54,5 mm, F)=H-78,5 mm

Catalogo def.indd 230 13/08/20 21:26

PANTA REI/PANTA REI SOFT-CLOSE fissaggio a soffitto/ceiling fixing

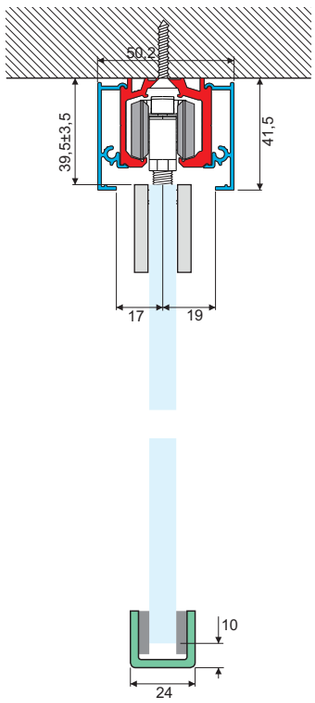

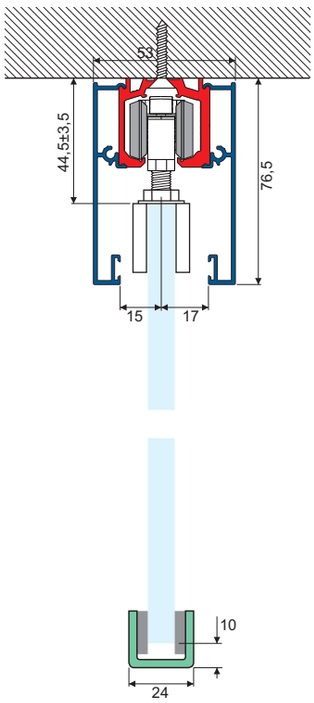

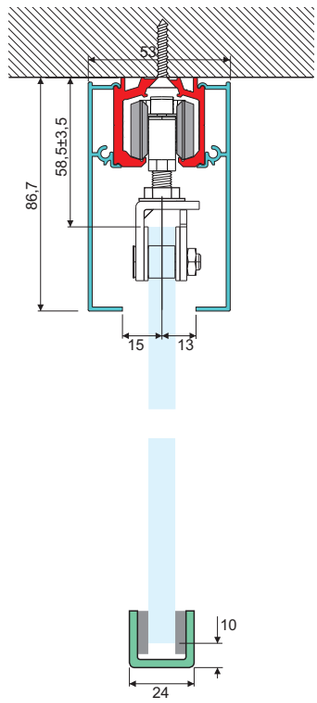

PANTA REI/PANTA REI SOFT-CLOSE fissaggio a soffitto/ceiling fixing

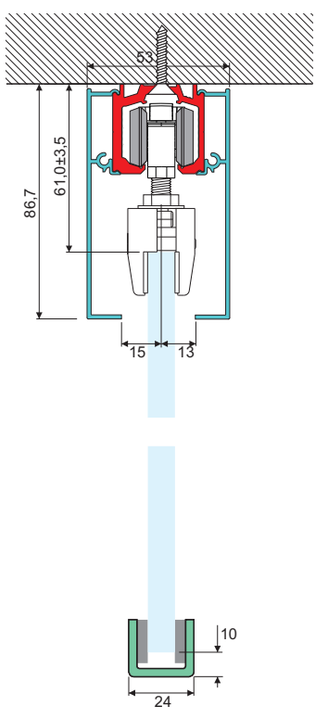

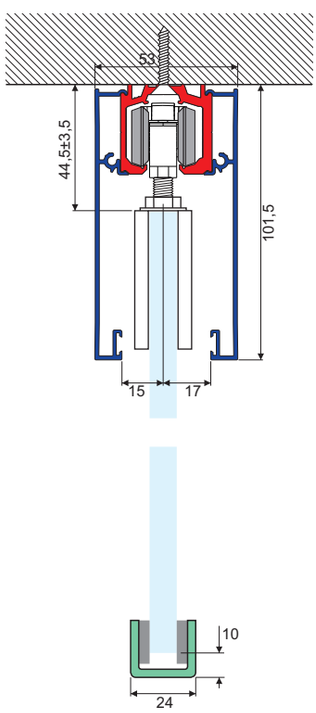

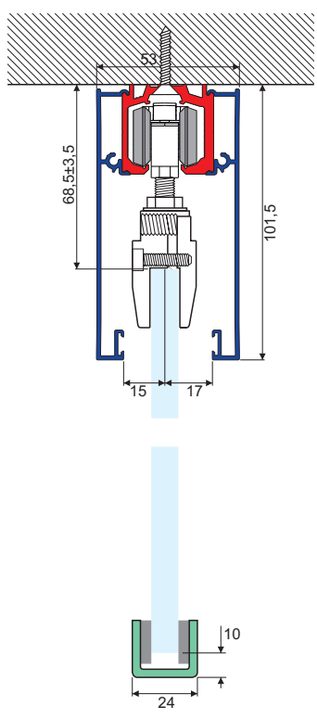

Catalogo def.indd 231 13/08/20 21:26

PANTA REI/PANTA REI SOFT-CLOSE fissaggio a soffitto/ceiling fixing

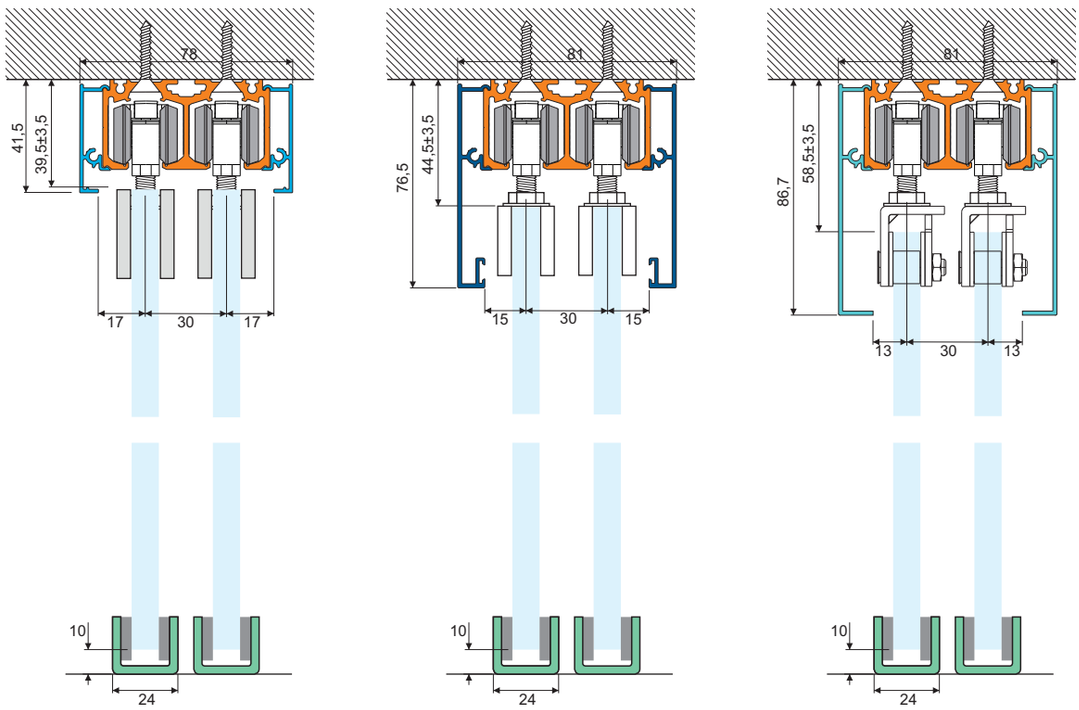

PANTA REI/PANTA REI SOFT-CLOSE fissaggio a soffitto/ceiling fixing

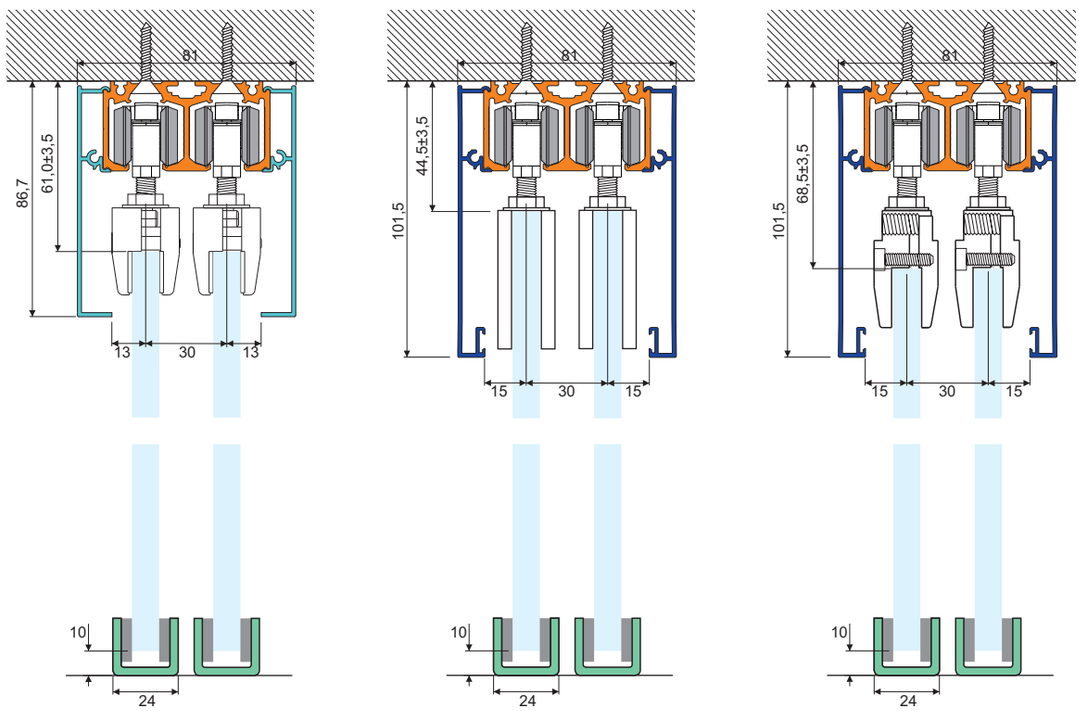

Catalogo def.indd 232 13/08/20 21:27

PANTA REI SOFT-CLOSE

istruzioni di montaggio/fitting instructions

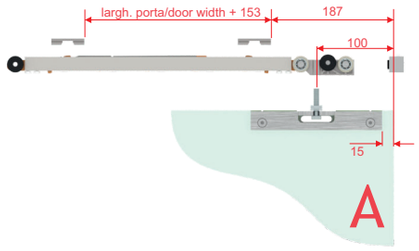

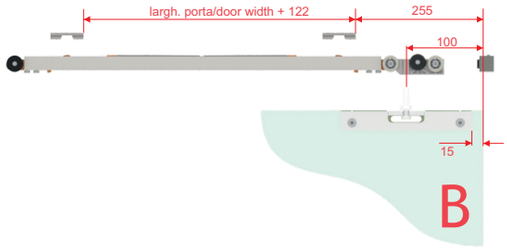

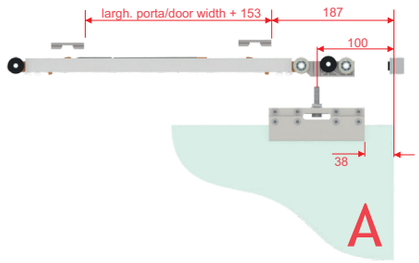

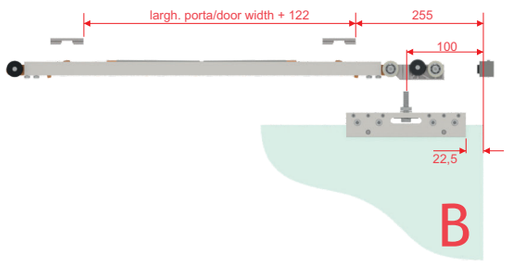

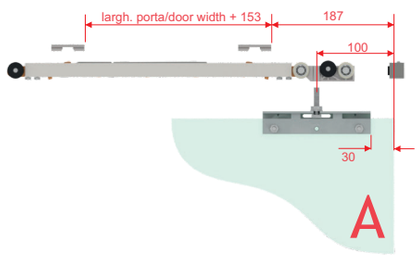

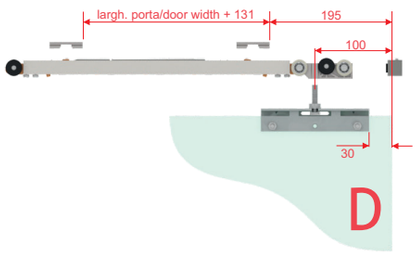

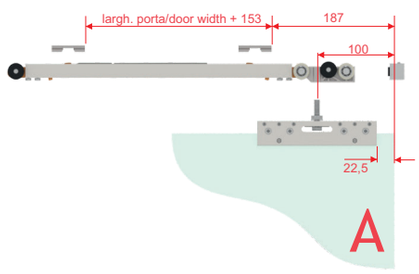

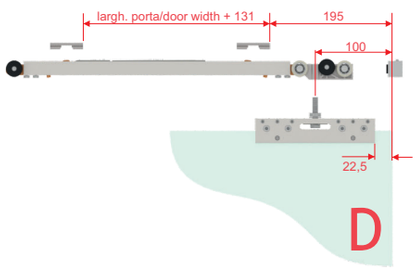

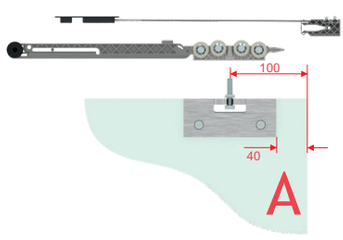

POSIZIONAMENTO DEGLI ATTIVATORI E DELLE PINZE	ACTIVATORS AND CLAMPS POSITIONING
A: tutti i kit 80 kg	A: all 80 kg sets
B: tutti i kit «S» 100/110 kg	B: all 100/110 kg «S» sets
C: tutti i kit 130 kg	C: all 130 kg sets
D: tutti i kit «S» 80 kg	D: all 80 kg «S» sets

Catalogo def.indd 233 13/08/20 21:27

PANTA REI SOFT-CLOSE

istruzioni di montaggio/fitting instructions



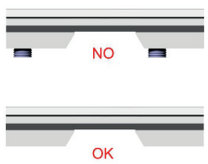

MONTAGGIO DEGLI ATTIVATORI
avvitare SEMPRE tutti i grani di fissaggio evitando che sporgano e possano danneggiare l'ammortizzatore durante lo scorrimento

ACTIVATORS INSTALLATION
ALWAYS tighten the activators allen grains in order to avoid protrusions which may damage the damper during the sliding of the door





MONTAGGIO DEI KIT 80 E 110 KG
è possibile dal basso a binario installato eseguendo finestra o taglio dell'estremità come da disegno

80 AND 110 KG SETS ASSEMBLING
wheel-sets can be inserted with track installed opening a window or cutting the end of profile like image above

PPR220G





Elemento per la pulizia dei binari di scorrimento
Una volta concluso il fissaggio di PPRB01G, PPRB02G, PPRB03G e prima di posizionare i carrelli, consigliamo di pulire accuratamente i binari da ogni residuo di polvere e trucioli metallici
Realizzato in spugna sintetica

Element for slide tracks cleaning
Once the installation of PPRB01G, PPRB02G, PPRB03G is completed, dust and metal chips cleaning is highly recommended
Synthetic sponge manufacturing



Catalogo def.indd 234 13/08/20 21:27

PANTA REI AUTO

con richiusore automatico brevettato - with patented automatic door closer



PANTA REI, il nuovo sistema per porte scorrevoli in vetro totalmente MADE IN ITALY offre ora un'ulteriore interessante possibilità: il dispositivo di chiusura automatica dell'anta
Sono disponibili otto differenti kit automatici suddivisi in due tipologie:
- Kit carrelli tradizionali abbinati ad ammortizzatore di fine corsa in chiusura
- Kit con soft-close bilaterale

ATTENZIONE: l'uso del dispositivo richiusore necessita differente posizionamento delle pinze e inferiore altezza della porta rispetto ai kit standard, da farsi in base alle indicazioni alle pagine successive

PANTA REI, the new MADE IN ITALY glass sliding doors system offers now a further interesting feature: the automatic closing device
Eight different automatic sliding sets splitted in two groups are available:
- Standard carriages sets with travel limit damper
- Two sides soft-close sets

PLEASE NOTE: self-close device requires different clamp positioning and lower height of the door compared to standard sets. Please look at the following pages

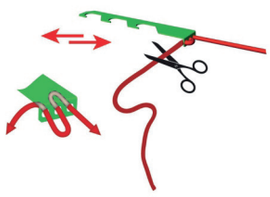

Regolazione della velocità di chiusura
Closing speed adjustement



Catalogo def.indd 235 13/08/20 21:27

PPRA02-60G



PANTA REI kit 1 anta scorrevole automatica costituito da:
2 pinze PSD02NG, 2 carrelli in nylon, 1 finecorsa regolabile, 1 ammortizzatore di chiusura, 1 dispositivo richiusore, 1 guida pavimento PSDGG o PR07AG
DA USARSI CON COPERTINA PPRC02LG

PANTA REI automatic sliding door set composed of:
2 PSD02NG clamps, 2 nylon carriages, 1 adjustable wheel stop, 1 travel limit damper, 1 self-close device, 1 PSDGG or PR07AG floor guide
USE WITH PPRC02LG COVER

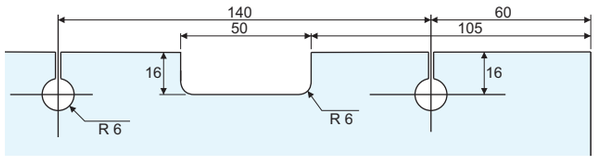



PPRA02-110G



PANTA REI kit 1 anta scorrevole automatica costituito da:
2 pinze PSD02NG, 2 carrelli in acciaio, 1 finecorsa regolabile, 1 ammortizzatore di chiusura, 1 dispositivo richiusore, 1 guida pavimento PSDGG o PR07AG
DA USARSI CON COPERTINA PPRC02LG

PANTA REI automatic sliding door set composed of:
2 PSD02NG clamps, 2 steel carriages, 1 adjustable wheel stop, 1 travel limit damper, 1 self-close device, 1 PSDGG or PR07AG floor guide
USE WITH PPRC02LG COVER

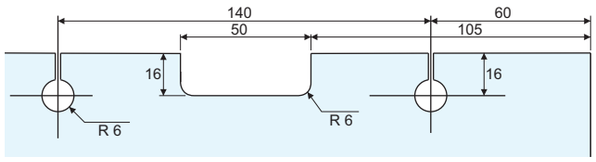



Catalogo def.indd 236 13/08/20 21:27

PPRA03-60G



PANTA REI kit 1 anta scorrevole automatica costituito da:
2 pinze PSD03G, 2 carrelli in nylon, 1 finecorsa regolabile, 1 ammortizzatore di chiusura, 1 dispositivo richiusore, 1 guida pavimento PSDGG o PR07AG
DA USARSI CON COPERTINA PPRC02LG

PANTA REI automatic sliding door set composed of:
2 PSD03G clamps, 2 nylon carriages, 1 adjustable wheel stop, 1 travel limit damper, 1 self-close device, 1 PSDGG or PR07AG floor guide
USE WITH PPRC02LG COVER

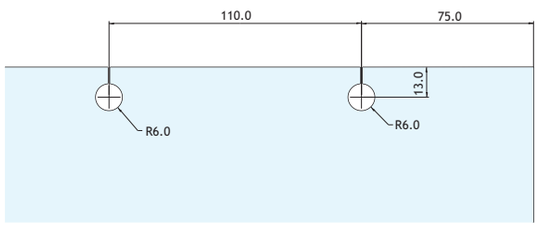



PPRA03-80G



PANTA REI kit 1 anta scorrevole automatica costituito da:
2 pinze PSD03G, 2 carrelli in nylon, 1 finecorsa regolabile, 1 ammortizzatore di chiusura, 1 dispositivo richiusore, 1 guida pavimento PSDGG o PR07AG
DA USARSI CON COPERTINA PRC02L

PANTA REI automatic sliding door set composed of:
2 PSD03G clamps, 2 nylon carriages, 1 adjustable wheel stop, 1 travel limit damper, 1 self-close device, 1 PSDGG or PR07AG floor guide
USE WITH PPRC02LG COVER

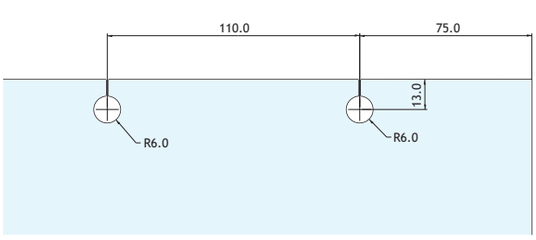



Catalogo def.indd 237 13/08/20 21:27

PPRA05-60G



PANTA REI kit 1 anta scorrevole automatica costituito da:
2 pinze senza tacca PSD05G, 2 carrelli in nylon, 1 finecorsa regolabile, 1 ammortizzatore di chiusura, 1 dispositivo richiusore, 1 guida pavimento PSDGG o PR07AG
DA USARSI CON COPERTINA PPRC01G

PANTA REI automatic sliding door set composed of:
2 PSD05G no glass cut-out clamps, 2 nylon carriages, 1 adjustable wheel stop, 1 travel limit damper, 1 self-close device, 1 PSDGG or PR07AG floor guide
USE WITH PPRC01G COVER

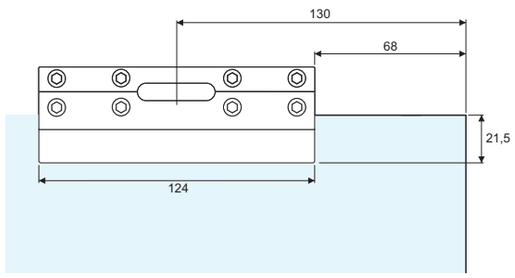



PPRA05-110G



PANTA REI kit 1 anta scorrevole automatica costituito da:
2 pinze senza tacca PSD05G, 2 carrelli in acciaio, 1 finecorsa regolabile, 1 ammortizzatore di chiusura, 1 dispositivo richiusore, 1 guida pavimento PSDGG o PR07AG
DA USARSI CON COPERTINA PPRC01G

PANTA REI automatic sliding door set composed of:
2 PSD05G no glass cut-out clamps, 2 steel carriages, 1 adjustable wheel stop, 1 travel limit damper, 1 self-close device, 1 PSDGG or PR07AG floor guide
USE WITH PPRC01G COVER

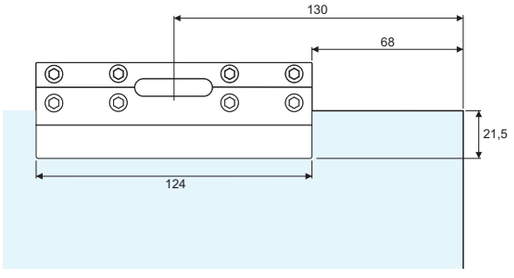



Catalogo definitivo 238
13/08/20 21:27

PPRA07-60G



PANTA REI kit 1 anta scorrevole automatica costituito da:
2 pinze a basso profilo senza tacca PSD07G, 2 carrelli in nylon, 1 finecorsa regolabile, 1 ammortizzatore di chiusura, 1 dispositivo richiusore, 1 guida pavimento PSDGG o PR07AG
DA USARSI CON COPERTINA PPRC02LG

PANTA REI automatic sliding door set composed of:
2 PSD07G low profile no glass cut-out clamps, 2 nylon carriages, 1 adjustable wheel stop, 1 travel limit damper, 1 self-close device, 1 SPDGG or PR07AG floor guide
USE WITH PPRC02LG COVER

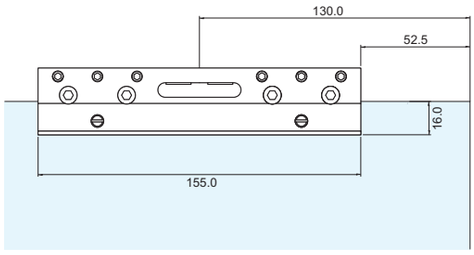



PPRA07-100G



PANTA REI kit 1 anta scorrevole automatica costituito da:
2 pinze a basso profilo senza tacca PSD07G, 2 carrelli in nylon, 1 finecorsa regolabile, 1 ammortizzatore di chiusura, 1 dispositivo richiusore, 1 guida pavimento PSDGG o PR07AG
DA USARSI CON COPERTINA PPRC02LG

PANTA REI automatic sliding door set composed of:
2 PSD07G low profile no glass cut-out clamps, 2 nylon carriages, 1 adjustable wheel stop, 1 travel limit damper, 1 self-close device, 1 PSDGG or PR07AG floor guide
USE WITH PPRC02LG COVER

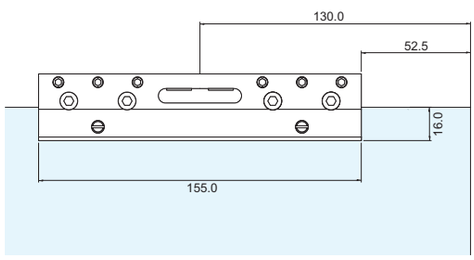



Catalogo def.indd 239 13/08/20 21:27

PPRA02-80G



PANTA REI SOFT-CLOSE bilaterale kit 1 anta scorrevole automatica costituito da:
2 pinze PSD02NG, 1 unità soft-close con carrello e attivatori, 1 carrello in metallo, 1 dispositivo richiusore, 2 finecorsa, 1 guida pavimento PSDGG o PR07AG
DA USARSI CON COPERTINA PPRC02LG

PANTA REI SOFT-CLOSE two side automatic sliding door set composed of:
2 PSD02NG clamps, 1 soft-close unit with carriage and activators, 1 metal carriage, 1 self-close device, 2 wheel stops, 1 PSDGG or PR07AG floor guide
USE WITH PPRC02LG COVER

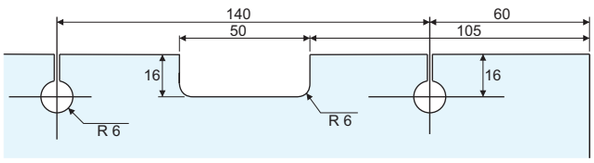



PPRA02-80SG



PANTA REI SOFT-CLOSE bilaterale kit 1 anta scorrevole automatica costituito da:
2 pinze PSD02NG, 1 unità soft-close «S» ad alte prestazioni con carrello e attivatori, 1 carrello in metallo, 1 dispositivo richiusore, 2 finecorsa, 1 guida pavimento PSDGG o PR07AG
DA USARSI CON COPERTINA PPRC02LG

PANTA REI SOFT-CLOSE two side automatic sliding door set composed of:
2 PSD02NG clamps, 1 type «S» high performance soft-close unit with carriage and activators, 1 metal carriage, 1 self-close device, 2 wheel stops, 1 PSDGG or PR07AG floor guide
USE WITH PPRC02LG COVER

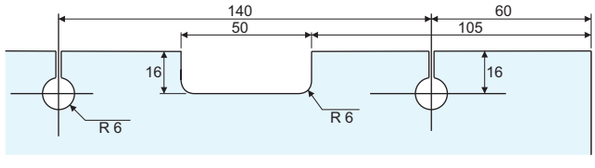



Catalogo definitivo 240
13/08/20 21:27

PPRSA02-110G



PANTA REI SOFT-CLOSE bilaterale kit 1 anta scorrevole automatica costituito da:
2 pinze PSD02NG, 1 unità soft-close «S» ad alte prestazioni con carrello e attivatori, 1 carrello in metallo, 1 dispositivo richiusore, 2 finecorsa, 1 guida pavimento PSDGG o PR07AG
DA USARSI CON COPERTINA PPRC02LG

PANTA REI SOFT-CLOSE two side automatic sliding door set composed of:
2 PSD02NG clamps, 1 type «S» high performance soft-close unit with carriage and activators, 1 metal carriage, 1 self-close device, 2 wheel stops, 1 PSDGG or PR07AG floor guide
USE WITH PPRC02LG COVER

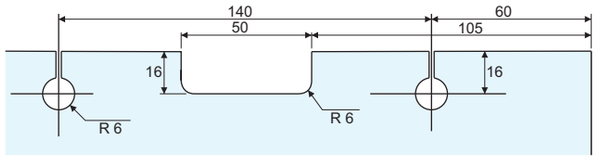



PPRSA03-80G



PANTA REI SOFT-CLOSE bilaterale kit 1 anta scorrevole automatica costituito da:
2 pinze PSD03G, 1 unità soft-close con carrello e attivatori, 1 carrello in metallo, 1 dispositivo richiusore, 2 finecorsa, 1 guida pavimento PSDGG o PR07AG
DA USARSI CON COPERTINA PPRC02LG

PANTA REI SOFT-CLOSE two side automatic sliding door set composed of:
2 PSD03G clamps, 1 soft-close unit with carriage and activators, 1 metal carriage, 1 self-close device, 2 wheel stops, 1 PSDGG or PR07AG floor guide
USE WITH PPRC02LG COVER

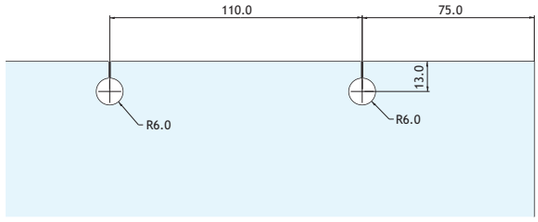



Catalogo def.indd 241 13/08/20 21:27

PPRSA03-80G



PANTA REI SOFT-CLOSE bilaterale kit 1 anta scorrevole automatica costituito da:
2 pinze PSD03G, 1 unità soft-close «S» ad alte prestazioni con carrello e attivatori, 1 carrello in metallo, 1 dispositivo richiusore, 2 finecorsa, 1 guida pavimento PSDGG o PR07AG
DA USARSI CON COPERTINA PPRC02LG

PANTA REI SOFT-CLOSE two side automatic sliding door set composed of:
2 PSD03G clamps, 1 type «S» high performance soft-close unit with carriage and activators, 1 metal carriage, 1 self-close device, 2 wheel stops, 1 PSDGG or PR07AG floor guide
USE WITH PPRC02LG COVER

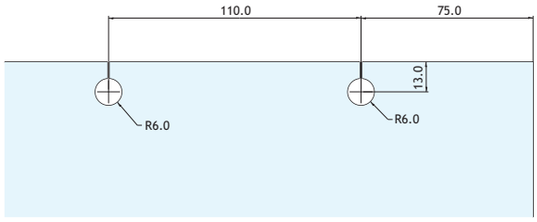



PPRSA05-80G



PANTA REI SOFT-CLOSE bilaterale kit 1 anta scorrevole automatica costituito da:
2 pinze senza tacca PSD05G, 1 unità soft-close con carrello e attivatori, 1 carrello in metallo, 1 dispositivo richiusore, 2 finecorsa, 1 guida pavimento PSDGG o PR07AG
DA USARSI CON COPERTINA PPRC01G

PANTA REI SOFT-CLOSE two side automatic sliding door set composed of:
2 PSD05G no glass cut-out clamps, 1 soft-close unit with carriage and activators, 1 metal carriage, 1 self-close device, 2 wheel stops, 1 PSDGG or PR07AG floor guide
USE WITH PPRC01G COVER

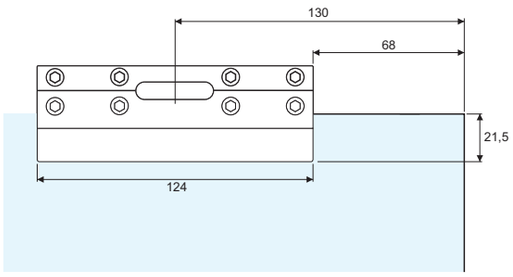



Catalogo def.indd 242 13/08/20 21:27

PPRS05-80SG



PANTA REI SOFT-CLOSE bilaterale kit 1 anta scorrevole automatica costituito da:
2 pinze senza tacca PSD05G, 1 unità soft-close «S» ad alte prestazioni con carrello e attivatori, 1 carrello in metallo, 1 dispositivo richiusore, 2 finecorsa, 1 guida pavimento PSDGG o PR07AG
DA USARSI CON COPERTINA PPRC01G

PANTA REI SOFT-CLOSE two side automatic sliding door set composed of:
2 PSD05G no glass cut-out clamps, 1 type «S» high performance soft-close unit with carriage and activators, 1 metal carriage, 1 self-close device, 2 wheel stops, 1 PSDGG or PR07AG floor guide
USE WITH PPRC01G COVER

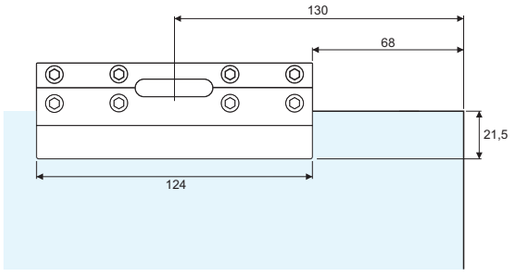



PPRS05-110SG



PANTA REI SOFT-CLOSE bilaterale kit 1 anta scorrevole automatica costituito da:
2 pinze senza tacca PSD05G, 1 unità soft-close «S» ad alte prestazioni con carrello e attivatori, 1 carrello in metallo, 1 dispositivo richiusore, 2 finecorsa, 1 guida pavimento PSDGG o PR07AG
DA USARSI CON COPERTINA PPRC01G

PANTA REI SOFT-CLOSE two side automatic sliding door set composed of:
2 PSD05G no glass cut-out clamps, 1 type «S» high performance soft-close unit with carriage and activators, 1 metal carriage, 1 self-close device, 2 wheel stops, 1 PSDGG or PR07AG floor guide
USE WITH PPRC01G COVER

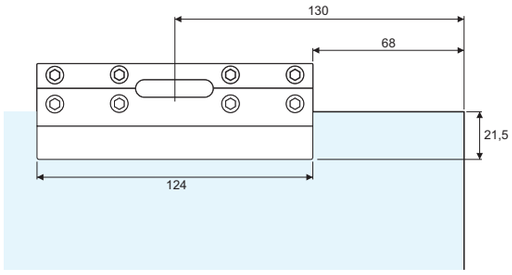



Catalogo def.indd 243 13/08/20 21:27

PPRSA07-80G



PANTA REI SOFT-CLOSE bilaterale kit 1 anta scorrevole automatica costituito da:
2 pinze senza tacca a basso profilo PSD07G, 1 unità soft-close con carrello e attivatori, 1 carrello in metallo, 1 dispositivo richiusore, 2 finecorsa, 1 guida pavimento PSDGG o PR07AG
DA USARSI CON COPERTINA PPRC02LG

PANTA REI SOFT-CLOSE two side automatic sliding door set composed of:
2 PSD07G low profile no glass cut-out clamps, 1 soft-close unit with carriage and activators, 1 metal carriage, 1 self-close device, 2 wheel stops, 1 PSDGG or PR07AG floor guide
USE WITH PPRC02LG COVER

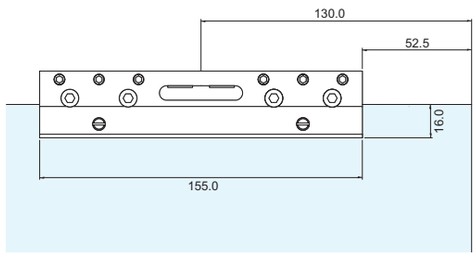



PPRSA07-80SG

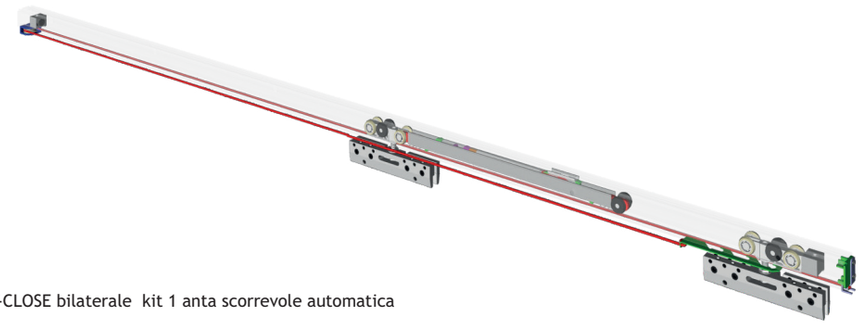

PANTA REI SOFT-CLOSE bilaterale kit 1 anta scorrevole automatica costituito da:
2 pinze senza tacca a basso profilo PSD07G, 1 unità soft-close «S» ad alte prestazioni con carrello e attivatori, 1 carrello in metallo, 1 dispositivo richiusore, 2 finecorsa, 1 guida pavimento PSDGG o PR07AG
DA USARSI CON COPERTINA PPRC02LG

PANTA REI SOFT-CLOSE two side automatic sliding door set composed of:
2 PSD07G low profile no glass cut-out clamps, 1 type «S» high performance soft-close unit with carriage and activators, 1 metal carriage, 1 self-close device, 2 wheel stops, 1 PSDGG or PR07AG floor guide
USE WITH PPRC02LG COVER

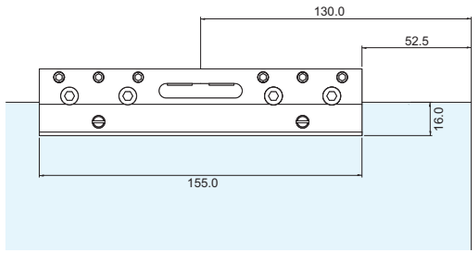



Catalogo def.indd 244 13/08/20 21:27

PPRSA07-100SG

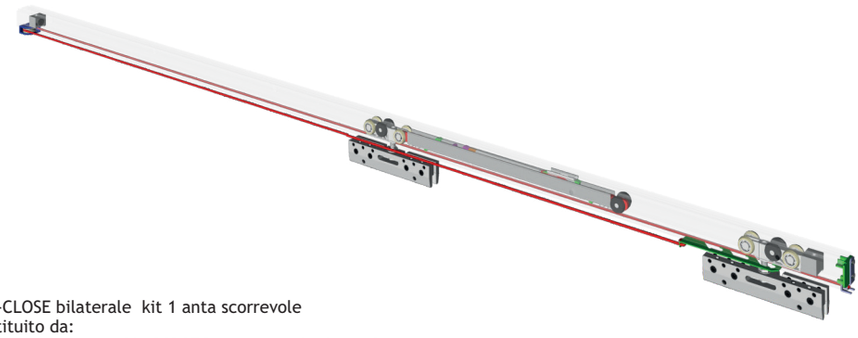

PANTA REI SOFT-CLOSE bilaterale kit 1 anta scorrevole automatica costituito da:
2 pinze senza tacca a basso profilo PSD07G, 1 unità soft-close «S» ad alte prestazioni con carrello e attivatori, 1 carrello in metallo, 1 dispositivo richiusore, 2 finecorsa, 1 guida pavimento PSDGG o PR07AG
DA USARSI CON COPERTINA PPRC02LG

PANTA REI SOFT-CLOSE two side automatic sliding door set composed of:
2 PSD07G low profile no glass cut-out clamps, 1 type «S» high performance soft-close unit with carriage and activators, 1 metal carriage, 1 self-close device, 2 wheel stops, 1 GPSDGP or R07AG floor guide
USE WITH PPRC02LG COVER

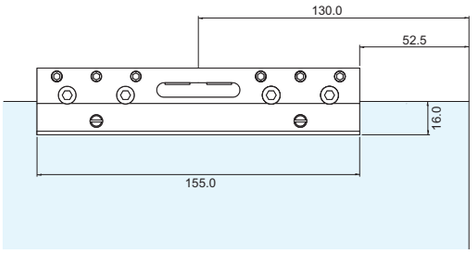



Catalogo def.indd 245 13/08/20 21:27

PANTA REI AUTO

fissaggio a parete/wall fixing

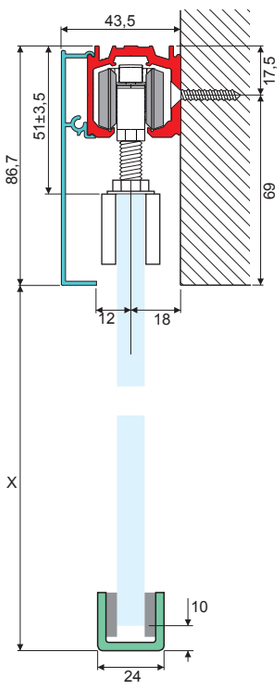

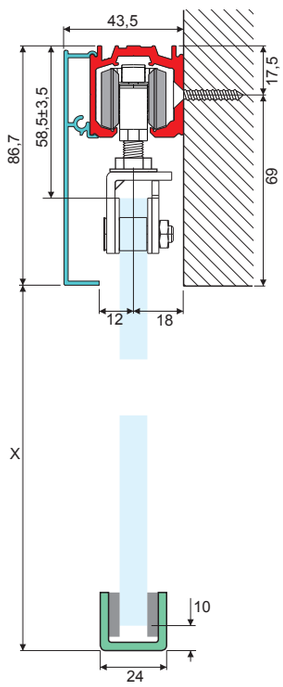

A) per kit PPRA02-60G, PPRA02-110G, PPRSA02-80G, PPRSA02-80SG, PPRSA02-110SG A) for PPRA02-60G, PPRA02-110G, PPRSA02-80G, PPRSA02-80SG, PPRSA02-110SG sets	B) per kit PPRA03-60G, PPRA03-80G, PPRSA03-80G, PPRSA03-80SG B) for PPRA03-60G, PPRA03-80G, PPRSA03-80G, PPRSA03-80SG, sets

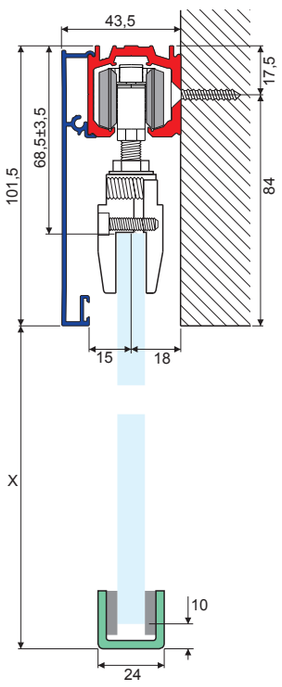

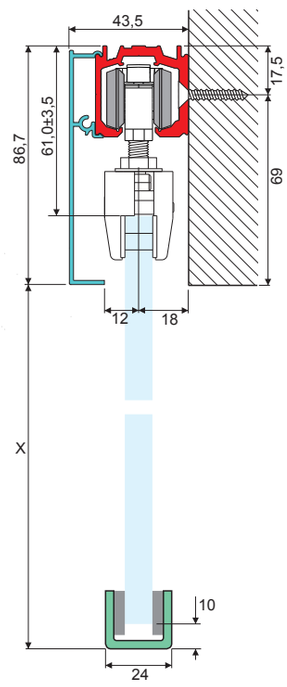

C) per kit PPRA05-60G, PPRA05-110G, PPRSA05-80G, PPRSA05-80SG, PPRSA05-1 C) for PPRA05-60G, PPRA05-110G, PPRSA05-80G, PPRSA05-80SG, PPRSA05-110SG sets	D) per kit PPRA07-60G, PPRA07-100G, PPRSA07-80G, PPRSA07-80SG, PPRSA07-100SG D) for PPRA07-60G, PPRA07-100G, PPRSA07-80G, PPRSA07-80SG, PPRSA07-100SG sets

Catalogo def.indd 246 13/08/20 21:27

PANTA REI AUTO

fissaggio a soffitto/ceiling fixing

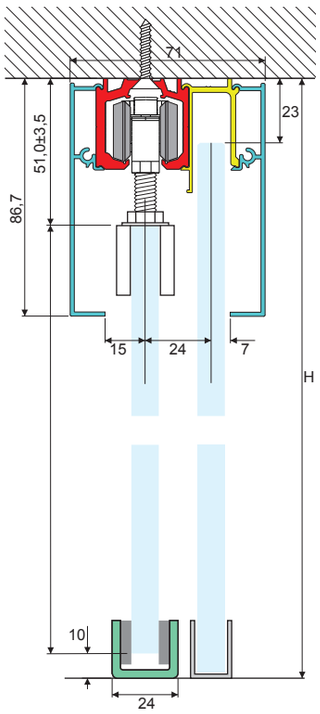

A) per kit PPRA02-60G, PPRA02-110G, PPRSA02-80G, PPRSA02-80SG, PPRSA02-110SG
A) for PPRA02-60G, PPRA02-110G, PPRSA02-80G, PPRSA02-80SG, PPRSA02-110SG sets

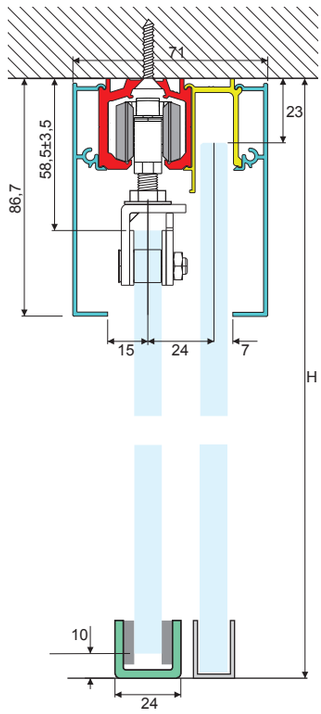

B) per kit PPRA03-60G, PPRA03-80G, PPRSA03-80G, PPRSA03-80SG
B) for PPRA03-60G, PPRA03-80G, PPRSA03-80G, PPRSA03-80SG sets

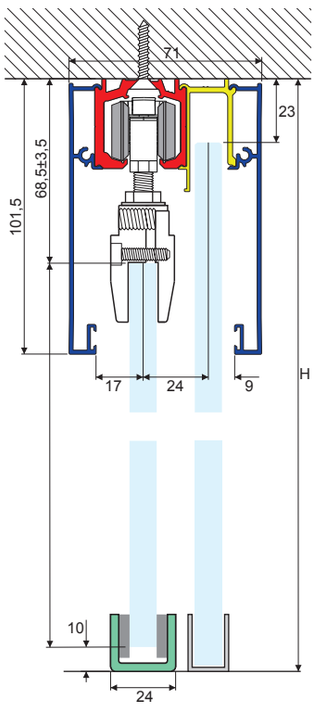

C) per kit PPRA05-60G, PPRA05-110G, PPRSA05-80G, PPRSA05-80SG, PRSA05-110SG
C) for PPRA05-60G, PPRA05-110G, PPRSA05-80G, PPRSA05-80SG, PPRSA05-110SG sets

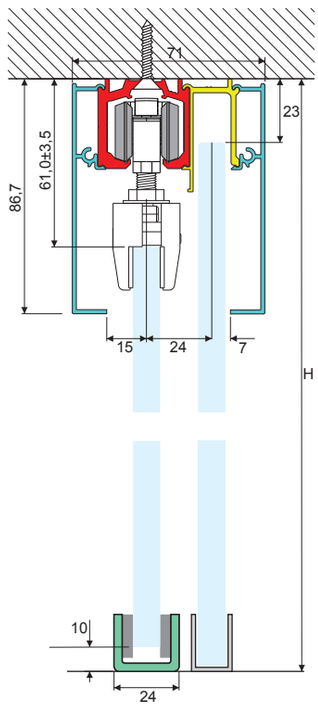

D) per kit PPRA07-60G, PPRA07-100G, PPRSA07-80G, PPRSA07-80SG, PPRSA07-100SG
D) for PPRA07-60G, PPRA07-100G, PPRSA07-80G, PPRSA07-80SG, PPRSA07-100SG sets

Catalogo def.indd 247 13/08/20 21:27

PANTA REI SOFT-CLOSE AUTO istruzioni di montaggio/fitting instructions

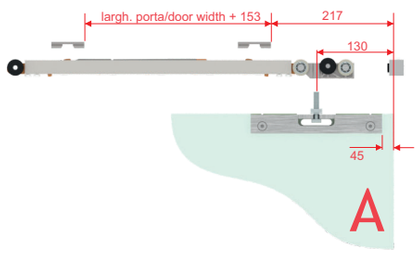

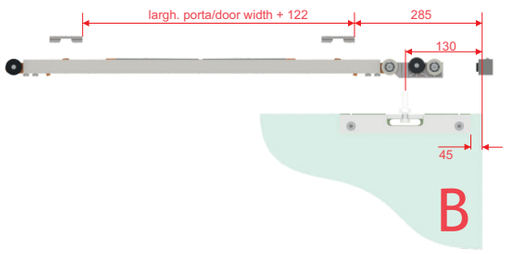

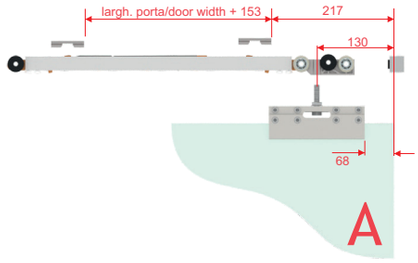

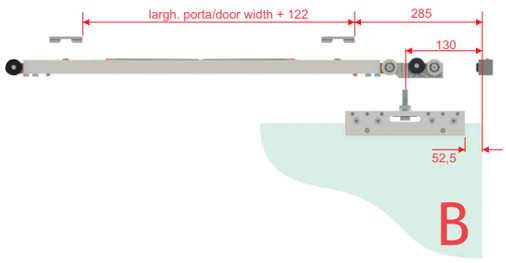

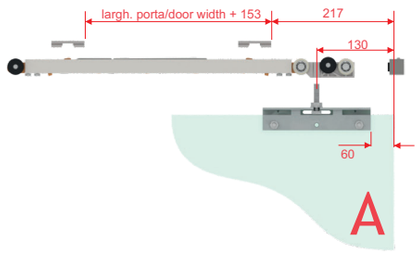

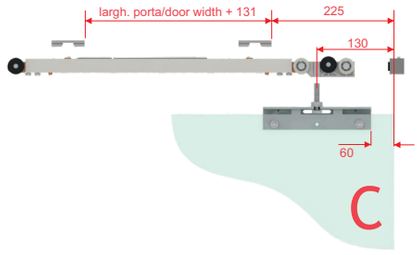

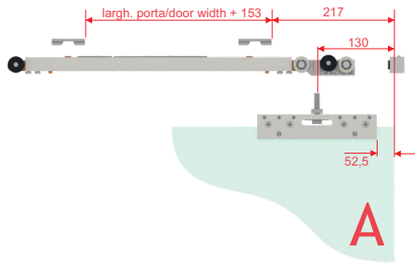

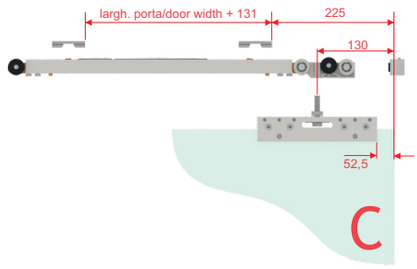

POSIZIONAMENTO DEGLI ATTIVATORI E DELLE PINZE	ACTIVATORS AND CLAMPS POSITIONING
A: tutti i kit 80 kg	A: all 80 kg sets
B: tutti i kit «S» 100/110 kg	B: all 100/110 kg «S» sets
C: tutti i kit «S» 80 kg	C: all 80 kg «S» sets

Catalogo def.indd 248 13/08/20 21:27

PANTA REI DUAL

apertura simultanea - simultaneous opening

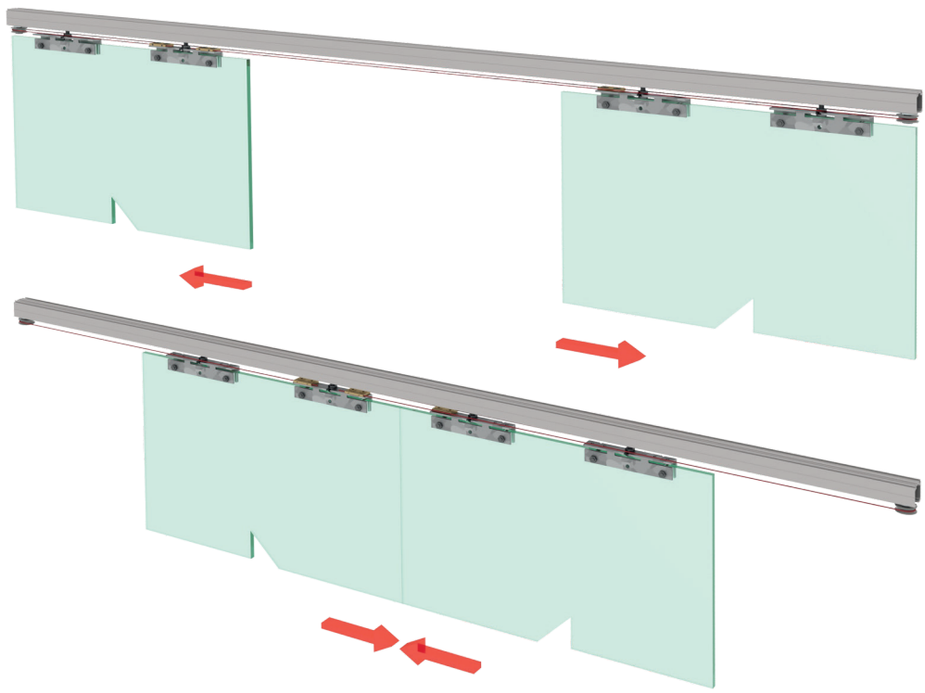



PANTA REI sistema per porte scorrevoli a doppia anta con apertura simultanea
Utilizza il sistema di profili modulare rotaia-fermavetro-copertina PANTA REI
Il movimento sincronizzato consente l'apertura e la chiusura simultanea delle due ante scorrevoli pur agendo su una sola delle porte
Il sistema annulla l'inerzia delle ante aumentando la sicurezza, ma ne conserva la scorrevolezza
ATTENZIONE: l'uso del dispositivo DUAL necessita differente posizionamento delle pinze e inferiore altezza della porta rispetto ai kit standard, da farsi in base alle indicazioni alle pagine successive

PANTA REI synchronized motion system for simoultaneous double sliding doors
Uses the PANTA REI modular sliding door track and profiles system
The synchronized movement allows the simultaneous opening and closing of the slides acting on a single door only
The system eliminates the leafs inertia increasing safety but keeping smoothness
PLEASE NOTE: DUAL device requires different clamp positioning and lower height of the door compared to standard sets. Please look at the following pages





Catalogo def.indd 249 13/08/20 21:27

PPRDU-30G

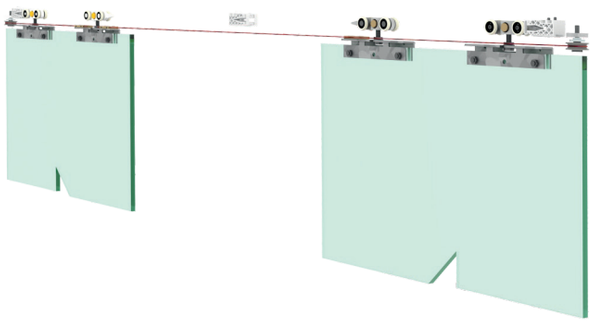

PANTA REI DUAL kit due ante sincronizzate ad apertura simultanea costituito da:
4 pinze PSD03G, 4 carrelli in nylon, 1 dispositivo di sincronizzazione, 3 finecorsa regolabili, 2 guide a pavimento PSDGG o PR07AG
DA USARSI CON COPERTINA PPRC02LG

PANTA REI DUAL synchronized simultaneous motion system for 2 sliding doors composed of:
4 PSD03G clamps, 4 nylon carriages, 1 synchronization device, 3 adjustable wheel stops, 2 PSDGG or PR07AG floor guides
USE WITH PPRC02LG COVER



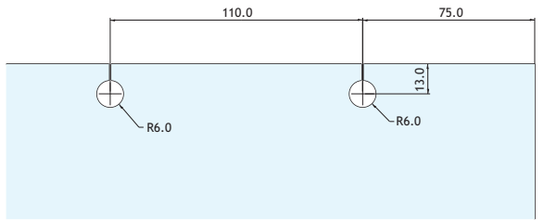

PANTA REI DUAL

schema di fissaggio/fixing diagram

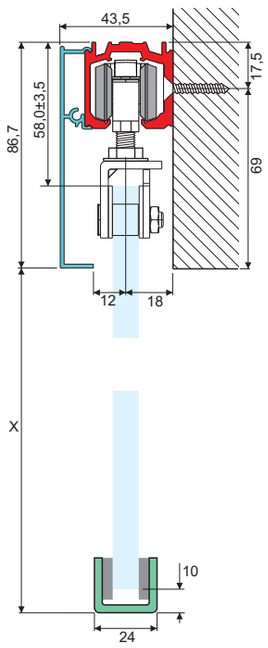

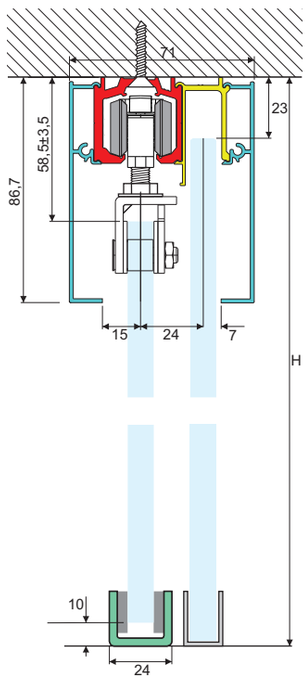

Catalogo def.indd 250 13/08/20 21:27

PANTA REI TELE-T

telescopico a trascinamento - dragging telescopic

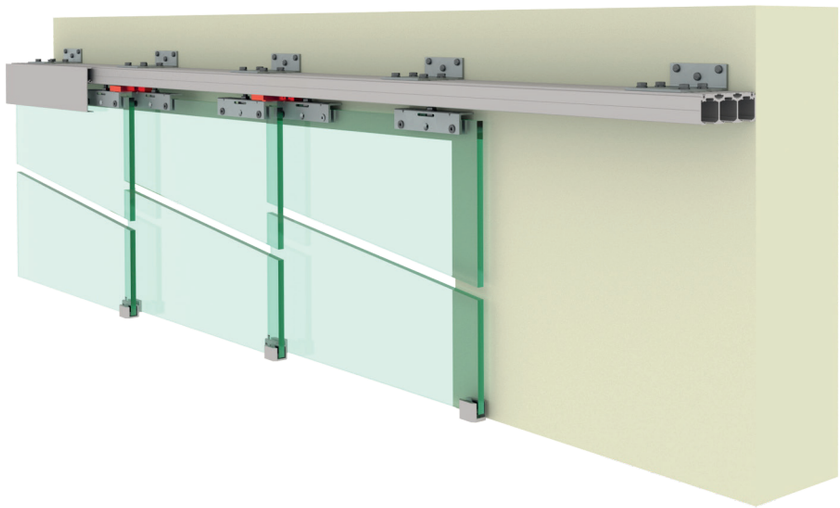



PANTA REI sistema per porte scorrevoli a due e a tre ante telescopiche con movimento a trascinamento, con e senza vetro fisso, per fissaggio a parete e a soffitto
Utilizza il sistema di profili modulare rotaia-fermavetro-copertina PANTA REI
Il movimento a trascinamento consente l'apertura e la chiusura di tutte le ante scorrevoli in successione agendo sulla maniglia
Disponibili differenti kit, con e senza foratura del vetro

PANTA REI dragging telescopic motion system for two and three sliding doors with or without fixed glass, for wall or ceiling fixing
Uses the PANTA REI modular sliding door track and profiles system
The dragging movement allows the sequential opening and closing of all sliding doors acting on the handle
Different sets available, with and without glass cutouts



Catalogo def.indd 251 13/08/20 21:27

PPRTT2-80G



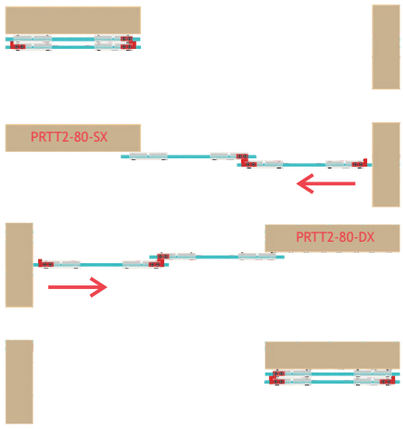

PANTA REI TELE-T kit 2 ante scorrevoli telescopiche a trascinamento per fissaggio a parete e a soffitto costituito da:
4 pinze basso profilo PSD03G, 4 carrelli in Nylon®, 3 staffe di trascinamento, 3 finecorsa regolabili PPR2207G, 1 guida pavimento PSDL01G,
1 guida mobile doppia PSDZ01G
Disponibile in versione destra (cod. PPRTT2-80-DXG) e sinistra (cod. PPRTT2-80-SXG)
DA USARSI CON COPERTINA PPRC02LG

PANTA REI TELE-T 2 leafs dragging telescopic sliding door set composed of:
4 PPSD03G low profile clamps, 4 Nylon® carriages, 3 dragging brackets, 3 adjustable PPR2207G wheel stops, 1 PSDL01G floor guide, 1 PSDZ01G floating double guide
Right (code PPRTT2-80-DXG) and left (PPRTT2-80-SXG) models available
USE WITH PPRC02LG COVER

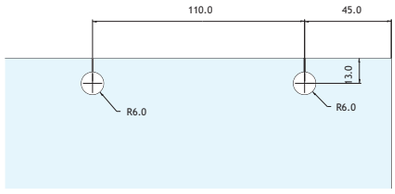



PPRTT3-80G

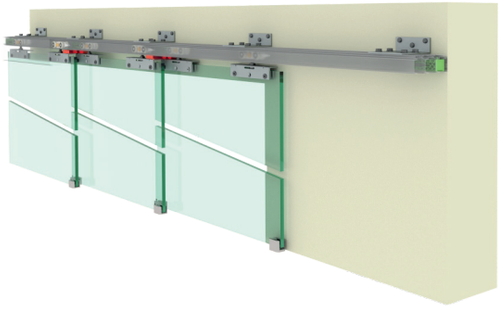

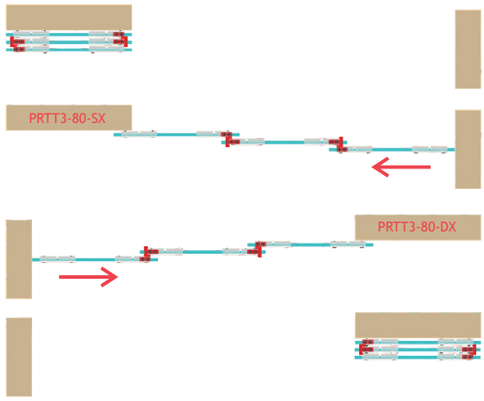

PANTA REI TELE-T kit 3 ante scorrevoli telescopiche a trascinamento per fissaggio a parete e a soffitto costituito da:
6 pinze basso profilo PSD03G, 6 carrelli in Nylon®, 4 staffe di trascinamento, 4 finecorsa regolabili PPR2207G, 1 guida pavimento PSDL01G,
2 guide mobili doppie PSDGZ01G
Disponibile in versione destra (cod. PPRTT3-80-DXG) e sinistra (cod. PPRTT3-80-SXG)
DA USARSI CON COPERTINA PPRC02LG

PANTA REI TELE-T 3 leafs dragging telescopic sliding door set composed of:
6 PSD03G low profile clamps, 6 Nylon® carriages, 4 dragging brackets, 4 adjustable PPR2207G wheel stops, 1 PSDL01G floor guide, 2 PSDZ01G floating double guide
Right (code PPRTT3-80-DXG) and left (PPRTT3-80-SXG) models available
USE WITH PPRC02LG COVER

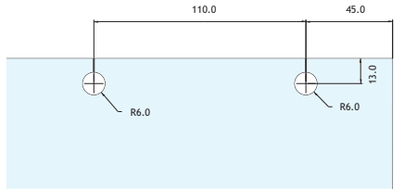



Catalogo def.indd 252 13/08/20 21:27

PPRTT2-100G



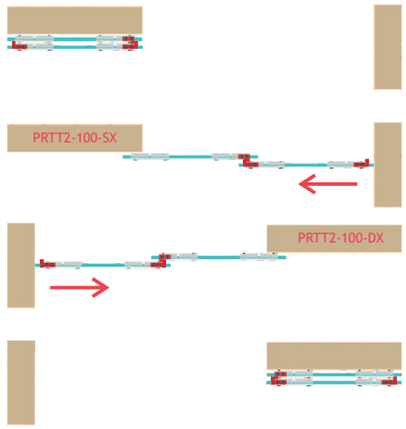

PANTA REI TELE-T kit 2 ante scorrevoli telescopiche a trascinamento costituito da:
4 pinze senza tacca a basso profilo PSD07G, 4 carrelli in Nylon®, 3 staffe di trascinamento, 3 finecorsa regolabili PPR2207G, 1 guida pavimento PSDL01G, 1 guida mobile doppia PSDZ01G
Disponibile in versione destra (cod. PPRTT2-100-DXG) e sinistra (cod. PPRTT3-100-SXG)
DA USARSI CON COPERTINA PPRC02LG

PANTA REI TELE-T 2 leafs dragging telescopic sliding door set composed of:
4 PSD07G no cut-out low profile clamps, 4 Nylon® carriages, 3 dragging brackets, 3 adjustable PPR2207G wheel stops, 1 PSDL01PG floor guide, 1 SDZ01G floating double guide
Right (code PPRTT2-100-DXPG) and left (PRTT2-100-SXG) models available
USE WITH PPRC02LG COVER

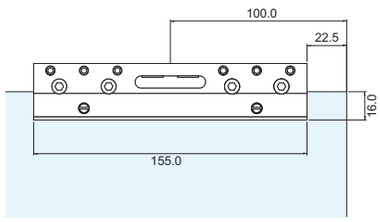



PPRTT3-100G



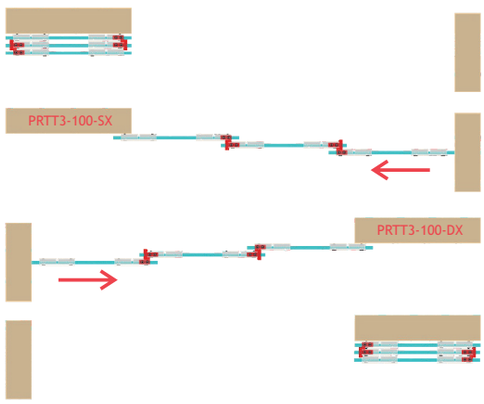

PANTA REI TELE-T kit 3 ante scorrevoli telescopiche a trascinamento costituito da:
6 pinze senza tacca a basso profilo PSD07G, 6 carrelli in Nylon®, 4 staffe di trascinamento, 4 finecorsa regolabili PPR2207G, 1 guida pavimento PSDL01G, 2 guide mobili doppie PSDZ01G
Disponibile in versione destra (cod. PPRTT3-100-DXG) e sinistra (cod. PPRTT3-100-SXG)
PROFILI E ANGOLARI ESCLUSI-DA USARSI CON COPERTINA PPRC02LG

PANTA REI TELE-T 3 leafs dragging telescopic sliding door set composed of:
6 PSD07G no cut-out low profile clamps, 6 Nylon® carriages, 4 dragging brackets, 4 adjustable PPR2207G wheel stops, 1 PSDL01G floor guide, 2 PSDZ01G floating double guide
Right (code PPRTT3-100-DXG) and left (PPRTT3-100-SXG) models available
USE WITH PPRC02LG COVER

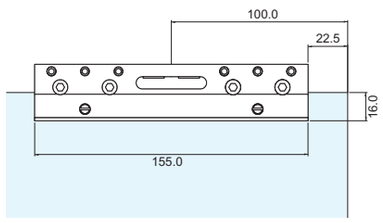



Catalogo def.indd 253 13/08/20 21:27

PANTA REI TELE-T

doppia anta fissaggio a parete/wall fixing double door

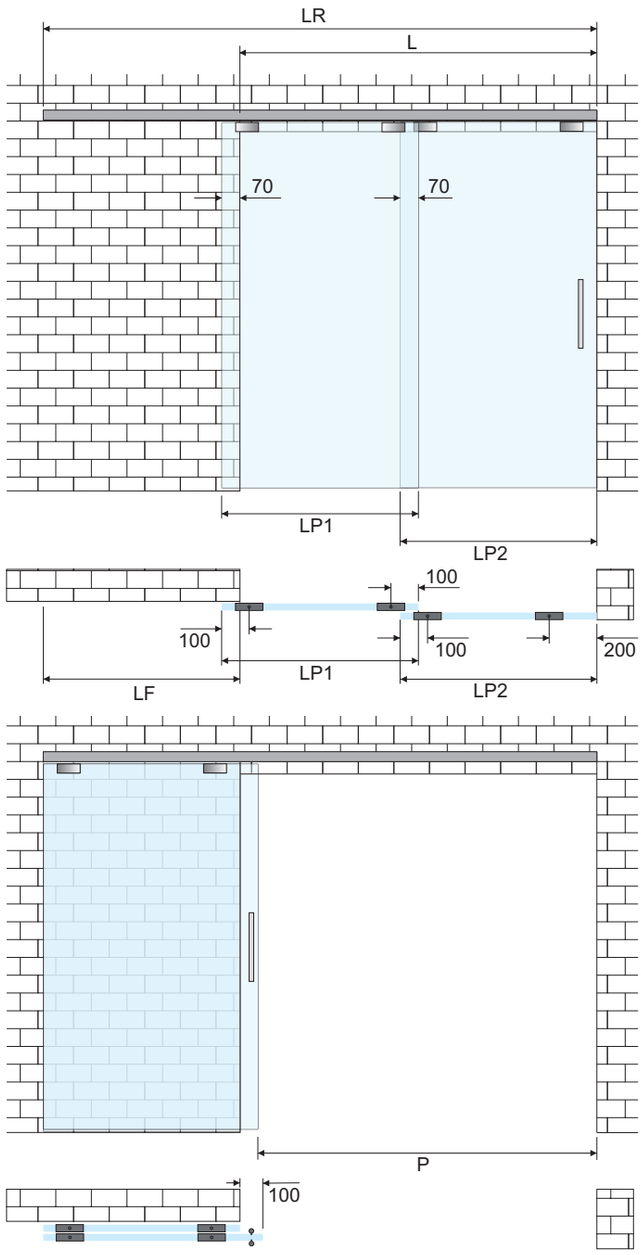

Dimensionamento delle porte e del binario fissaggio a parete anta doppia telescopica con maniglie sporgenti	**Glass and track sizing, wall fixing, double telescopic door** with protrunding handles
Lunghezza rotaia (LR) = L + LP1	Track lenght (LR) = L + LP1
Larghezza porta (LP1) = (L + 40 mm) / 2	Door width (LP1) = (L + 40 mm) / 2
Larghezza porta (LP2) = LP1 + 100 mm	Door width (LP2) = LP1 + 100 mm
Larghezza minima parete (LF) = (L + 40 mm) / 2	Minimum wall width (LF) = (L + 40 mm) / 2
Misura del passaggio (P) = L + 100 mm	Passage width (P) = L + 100 mm
Altezza delle porte in A) = X + 18,2 mm, in B) = X + 15,7 mm	Door height in A) = X + 18,2 mm, in B) = X + 15,7 mm

Catalogo def.indd 254 13/08/20 21:27

PANTA REI TELE-T

tripla anta fissaggio a parete/wall fixing triple door

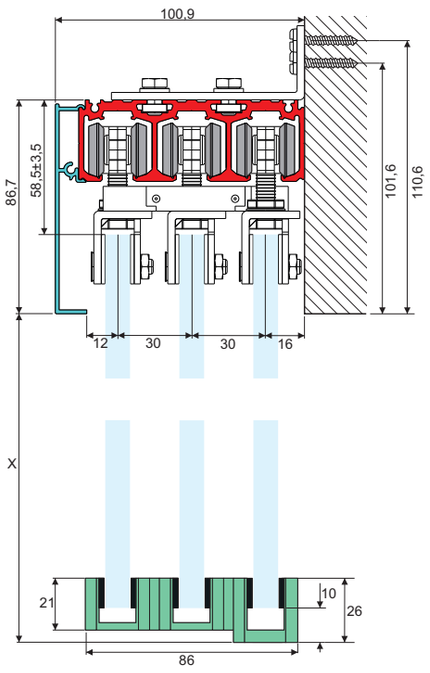

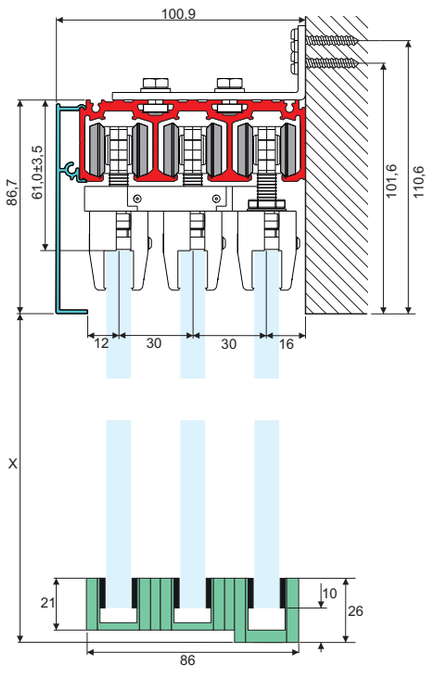

A) per kit PPRTT3-80G A) for PPRTT3-80G set	B) per kit PPRTT3-100G B) for PPRTT3-100G set

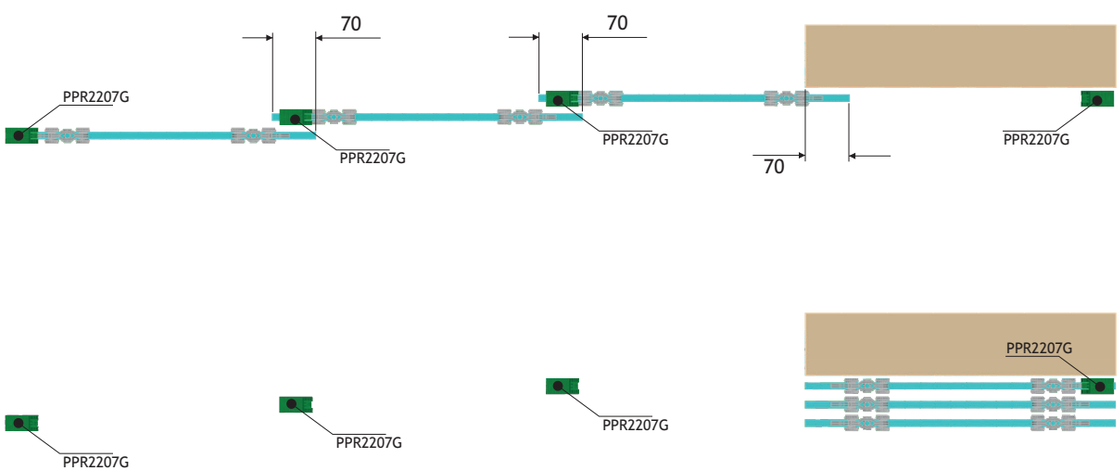

Catalogo def.indd 255 13/08/20 21:27

PANTA REI TELE-T

tripla anta fissaggio a parete/wall fixing triple door

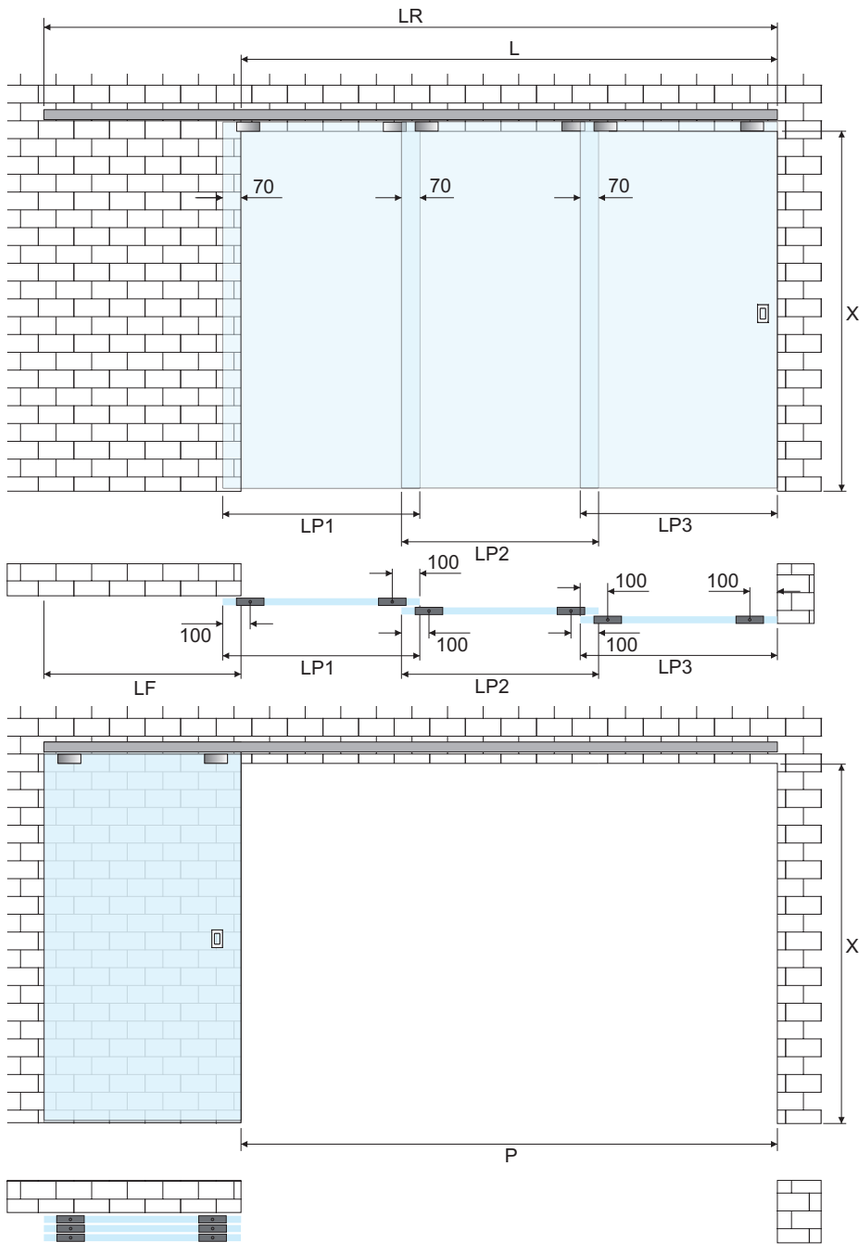

Dimensionamento delle porte e del binario fissaggio a parete anta tripla telescopica con maniglie a filo	**Glass and track sizing, wall fixing, triple telescopic door with flush handles**
Lunghezza rotaia (LR) = L + LP1	Track lenght (LR) = L + LP1
Larghezza porte (LP1, LP2 e LP3) = (L + 210 mm) / 3	Door width (LP1, LP2 and LP3) = (L + 210 mm) / 3
Larghezza minima parete (LF) = (L + 210 mm) / 3	Minimum wall width (LF) = (L + 210 mm) / 3
Misura del passaggio (P) = L	Passage width (P) = L
Altezza delle porte in A) = X + 18,2 mm, in B) = X + 15,7 mm	Door height in A) = X + 18,2 mm, in B) = X + 15,7 mm

Catalogo def.indd 256 13/08/20 21:27

PANTA REI TELE-T

tripla anta fissaggio a parete/wall fixing triple door

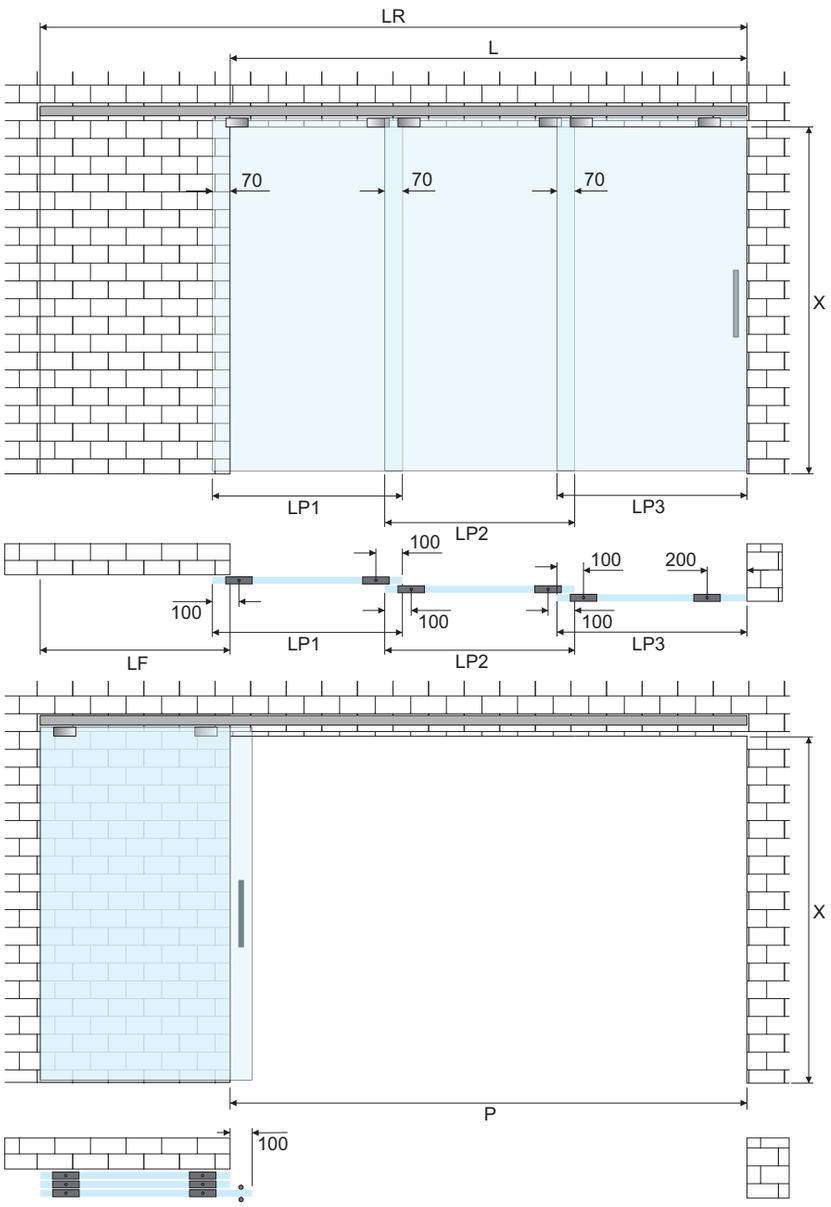

Dimensionamento delle porte e del binario fissaggio a parete anta doppia telescopica con maniglie sporgenti	**Glass and track sizing, wall fixing, double telescopic door** with protrunding handles
Lunghezza rotaia (LR) = L + LP1	Track lenght (LR) = L + LP1
Larghezza porte (LP1 e LP2) = (L + 110 mm) / 3	Doors width (LP1 and LP2) = (L + 110 mm) / 3
Larghezza porta (LP3) = LP1 + 100 mm	Door width (LP3) = LP1 + 100 mm
Larghezza minima parete (LF) = (L + 110 mm) / 3	Minimum wall width (LF) = (L + 110 mm) / 3
Misura del passaggio (P) = L - LP3	Passage width (P) = L - LP3
Altezza delle porte in A) = X + 18,2 mm, in B) = X + 15,7 mm	Door height in A) = X + 18,2 mm, in B) = X + 15,7 mm

Catalogo def.indd 257 13/08/20 21:27

PANTA REI TELE-T doppia anta fissaggio a soffitto/ceiling fixing double door

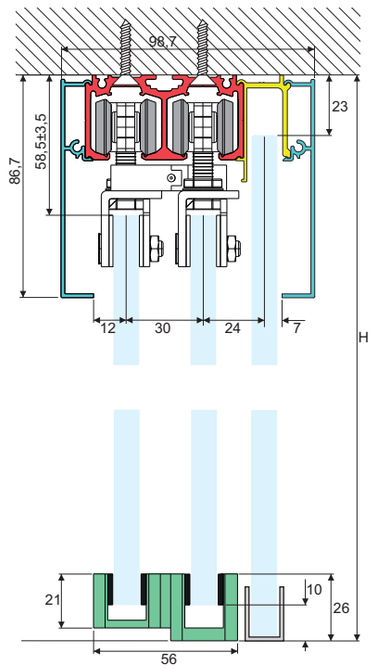

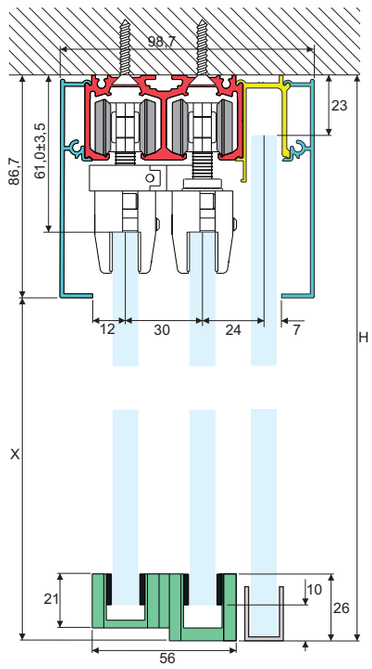

A) per kit PPRTT2-80G A) for PPRTT2-80G set	B) per kit PPRTT2-100G B) for PPRATT2-100G set

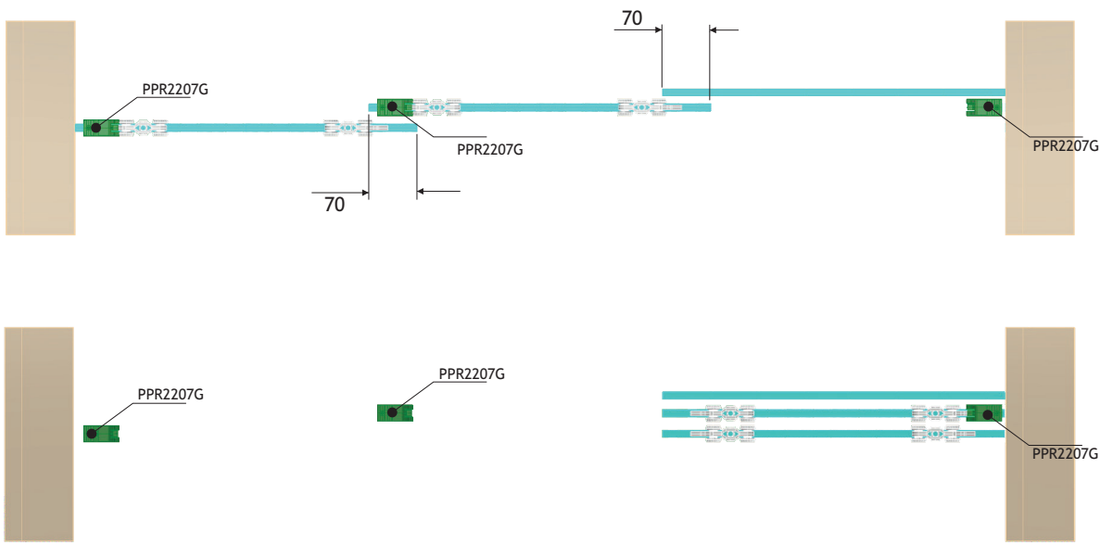

Catalogo def.indd 258 13/08/20 21:27

PANTA REI TELE-T doppia anta fissaggio a soffitto/ceiling fixing double door

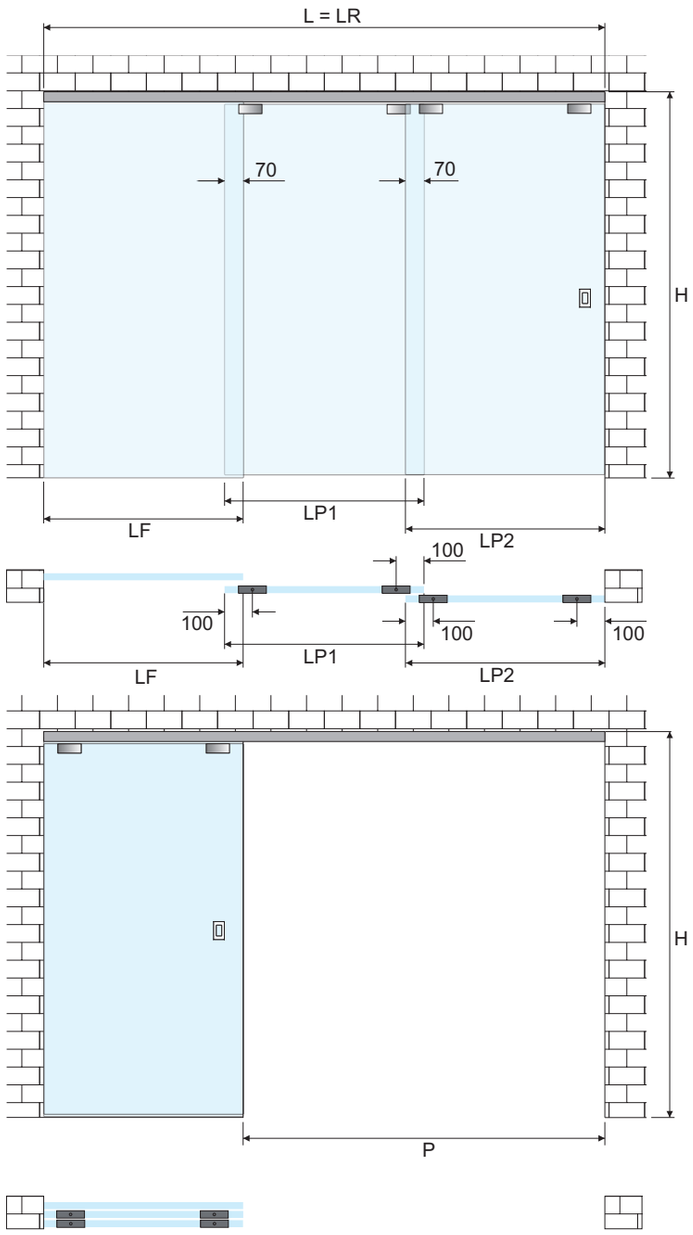

Dimensionamento delle porte e del binario fissaggio a soffitto anta doppia telescopica e vetro fisso con maniglie a filo	**Glass and track sizing, ceiling fixing, double telescopic door and fix panel with flush handles**
Lunghezza rotaia (LR) = L	Track lenght (LR) = L
Larghezza porte (LP1 e LP2) = (L + 140 mm) / 3	Door width (LP1 and LP2) = (L + 140 mm) / 3
Larghezza del vetro fisso (LF) = (L + 140 mm) / 3	Side panel width (LF) = (L + 140 mm) / 3
Misura del passaggio (P) = L - LF	Passage width (P) = L - LF
Altezza delle porte in A) = X + 18,2 mm, in B) = X + 15,7 mm	Door height in A) = X + 18,2 mm, in B) = X + 15,7 mm

Catalogo def.indd 259 13/08/20 21:27

PANTA REI TELE-T doppia anta fissaggio a soffitto/ceiling fixing double door

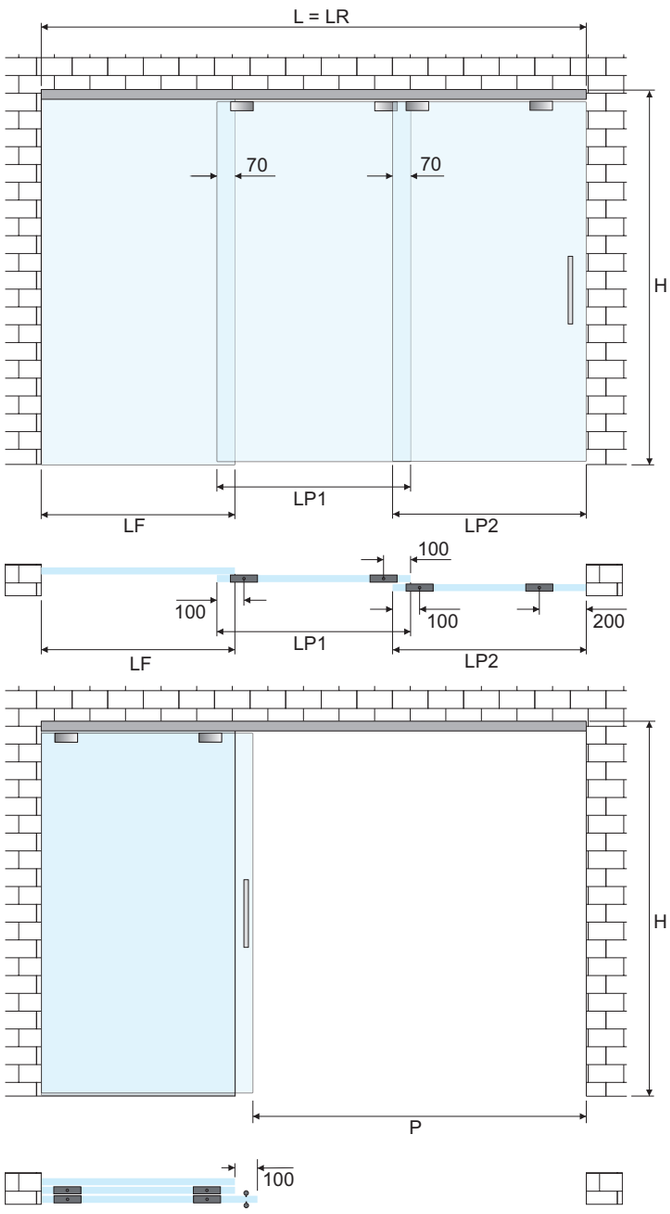

Dimensionamento delle porte e del binario fissaggio a parete anta doppia telescopica e vetro fisso con maniglie sporgenti	**Glass and track sizing, wall fixing, double telescopic door and fix panel** with protrunding handles
Lunghezza rotaia (LR) = L	Track lenght (LR) = L
Larghezza porta (LP1) = (L + 40 mm) / 3	Door width (LP1) = (L + 40 mm) / 3
Larghezza porta (LP2) = LP1 + 100 mm	Door width (LP2) = LP1 + 100 mm
Larghezza del vetro fisso (LF) = (L + 40 mm) / 3	Side panel width (LF) = (L + 40 mm) / 3
Misura del passaggio (P) = L - LP2	Passage width (P) = L - LP2
Altezza delle porte in A) = X + 18,2 mm, in B) = X + 15,7 mm	Door height in A) = X + 18,2 mm, in B) = X + 15,7 mm

Catalogo def.indd 260 13/08/20 21:27

PANTA REI TELE-T

tripla anta fissaggio a soffitto/ceiling fixing triple door

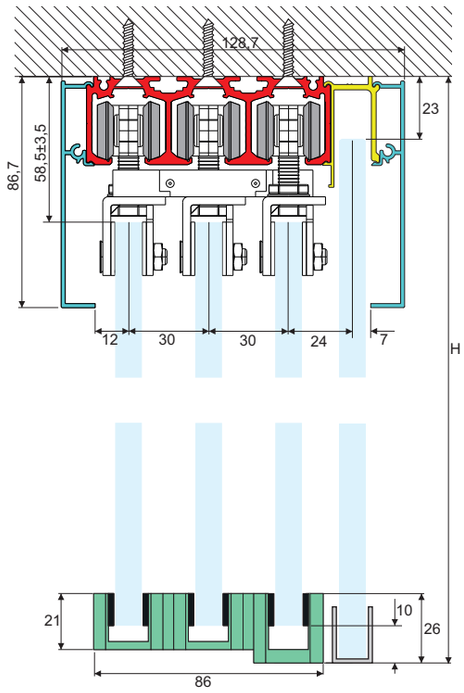

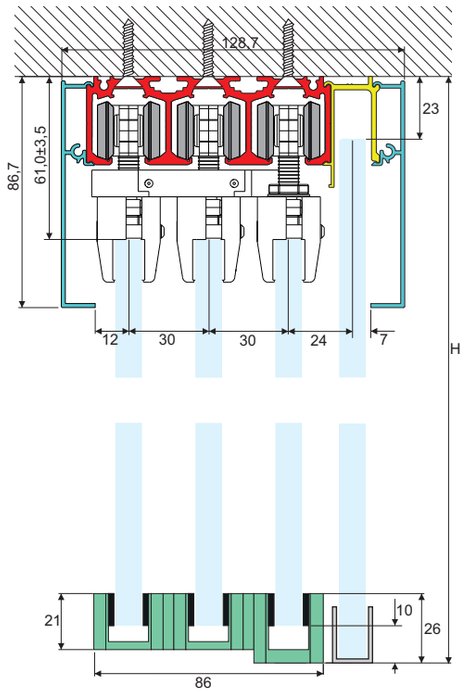

A) per kit PPRTT3-80G A) for PPRTT3-80G set	B) per kit PPRTT3-100G B) for PPRTT3-100G set

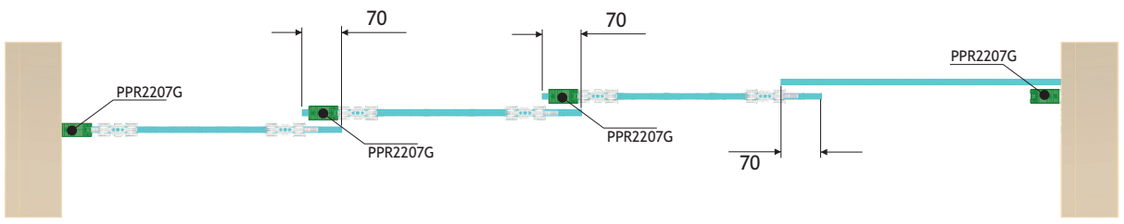

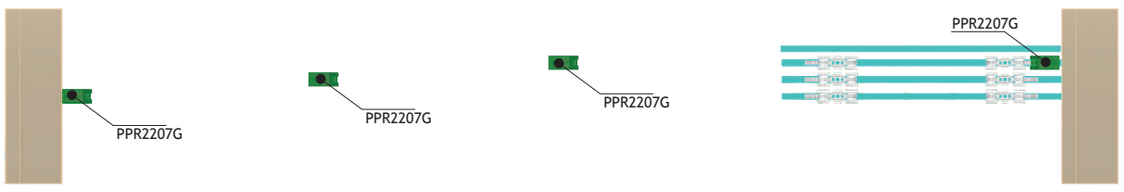

Catalogo def.indd 261 13/08/20 21:27

PANTA REI TELE-T

tripla anta fissaggio a soffitto/ceiling fixing triple door

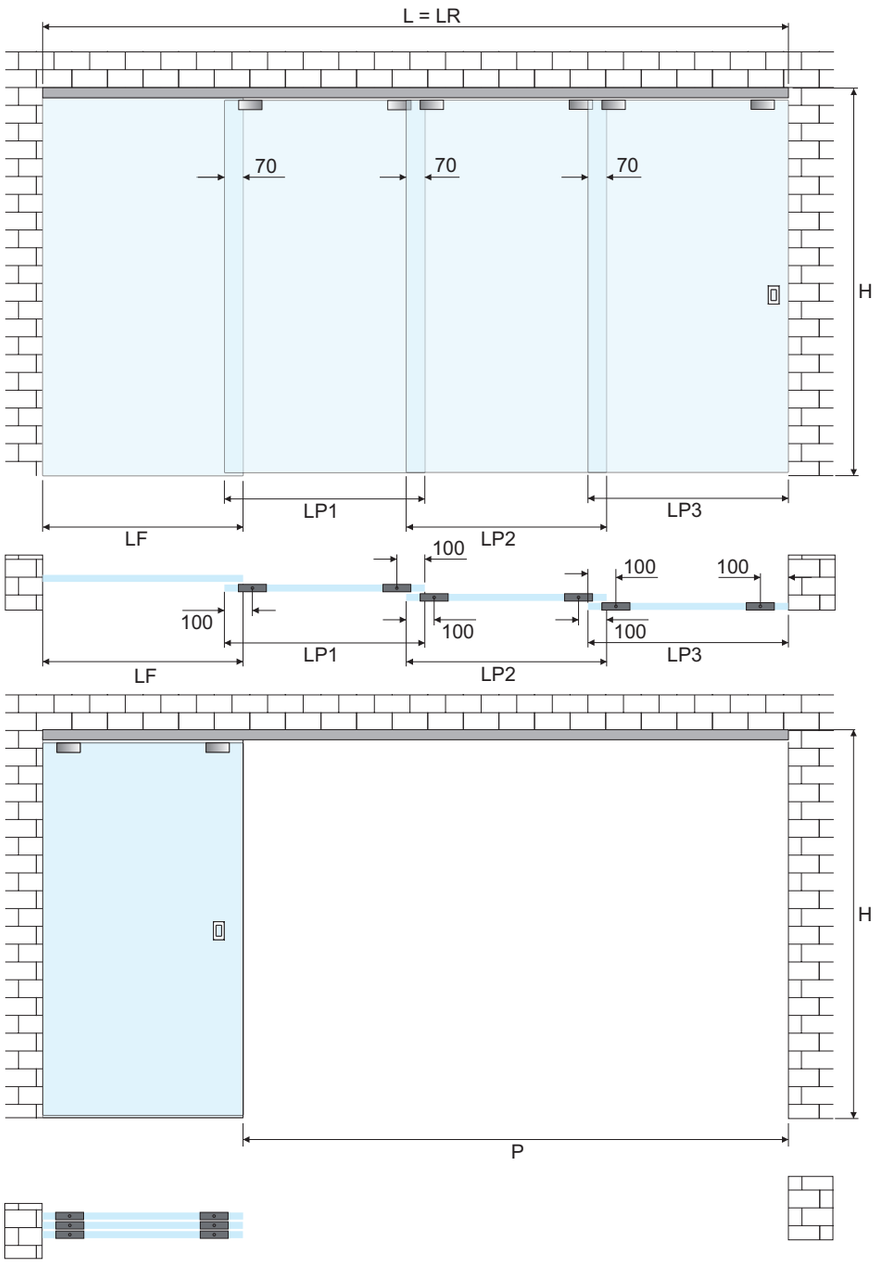

Dimensionamento delle porte e del binario fissaggio a soffitto anta tripla telescopica e vetro fisso con maniglie a filo	**Glass and track sizing, ceiling fixing, triple telescopic door and fix panel with flush handles**
	Track lenght (LR) = L
Larghezza porte (LP1, LP2 e LP3) = (L + 210 mm) / 4	Door width (LP1, LP2 and LP3) = (L + 210 mm) / 4
Larghezza del vetro fisso (LF) = (L + 210 mm) / 4	Side panel width (LF) = (L + 210 mm) / 4
Misura del passaggio (P) = L - LF	Passage width (P) = L - LF
Altezza delle porte in A) = X + 18,2 mm, in B) = X + 15,7 mm	Door height in A) = X + 18,2 mm, in B) = X + 15,7 mm

Catalogo def.indd 262 13/08/20 21:27

PANTA REI TELE-T

tripla anta fissaggio a soffitto/ceiling fixing triple door

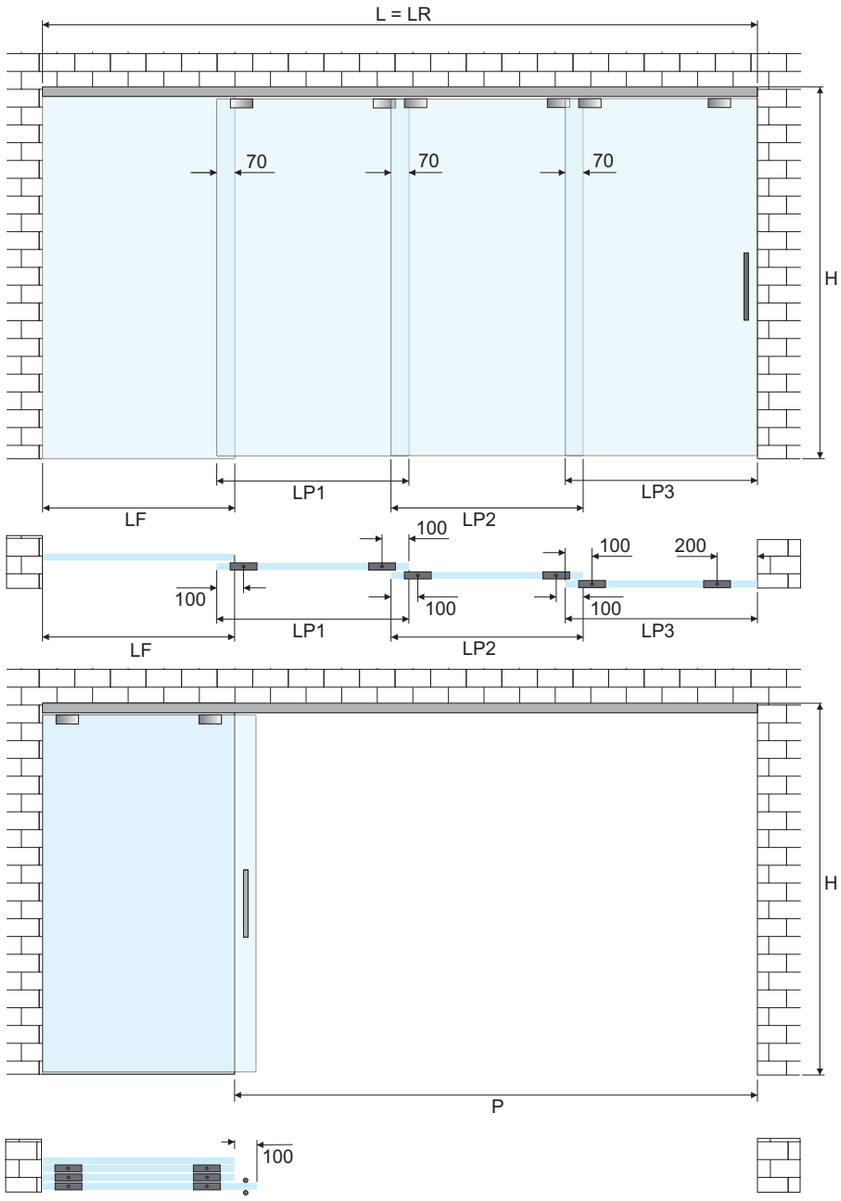

Dimensionamento delle porte e del binario fissaggio a parete anta doppia telescopica e vetro fisso con maniglie sporgenti	**Glass and track sizing, wall fixing, double telescopic door and fix panel** with protrunding handles
Lunghezza rotaia (LR) = L	Track lenght (LR) = L
Larghezza porte (LP1 e LP2) = (L + 110 mm) / 4	Doors width (LP1 and LP2) = (L + 110 mm) / 4
Larghezza porta (LP3) = LP1 + 100 mm	Door width (LP3) = LP1 + 100 mm
Larghezza del vetro fisso (LF) = (L + 110 mm) / 4	Side panel width (LF) = (L + 110 mm) / 4
Misura del passaggio (P) = L - LP3	Passage width (P) = L - LP3
Altezza delle porte in A) = X + 18,2 mm, in B) = X + 15,7 mm	Door height in A) = X + 18,2 mm, in B) = X + 15,7 mm

Catalogo def.indd 263 13/08/20 21:27

PANTA REI TELE SYNCRO

telescopico sincronizzato - syncro telescopic

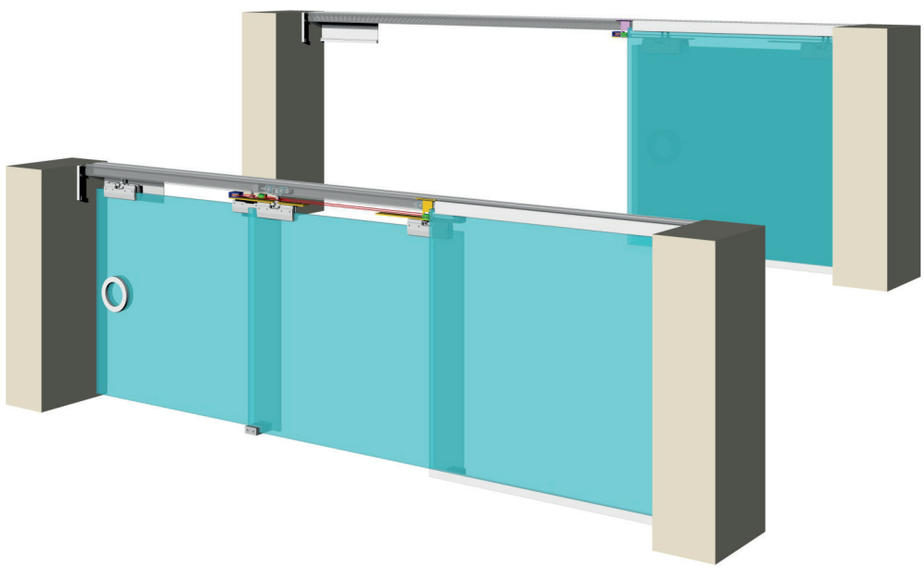



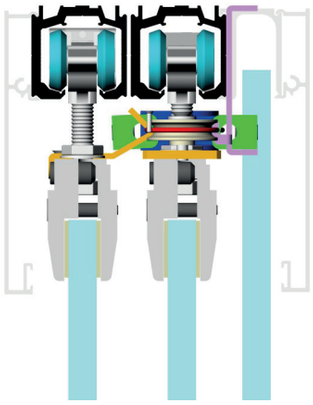

PANTA REI sistema per porte scorrevoli a due ante telescopiche con movimento sincronizzato e vetro fisso
Utilizza il sistema di profili modulare rotaia-fermavetro-copertina PANTA REI
Il movimento sincronizzato consente l'apertura e la chiusura simultanea delle ante scorrevoli annullandone l'inerzia
Disponibile con e senza soft-close in chiusura.

PANTA REI synchronized telescopic motion system for 2 sliding doors and fixed glass
Uses the PANTA REI modular sliding door track and profiles system
The synchronized movement allows the simultaneous opening and closing of the sliding doors eliminating their inertia
Available with or without closing soft-close



Catalogo def.indd 264 13/08/20 21:27

PPRTSY-100G



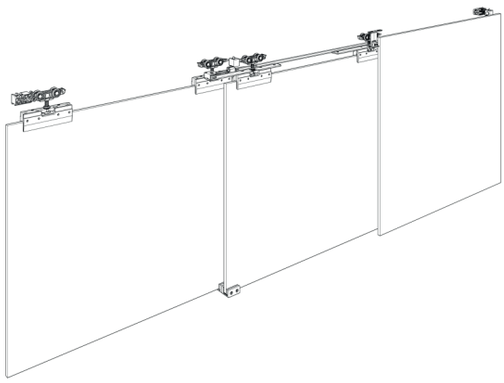

PANTA REI kit due ante telescopiche sincronizzate costituito da:
4 pinze PSD05G, 4 carrelli in metallo, 1 dispositivo di sincronizzazione, 2 finecorsa regolabili, 2 finecorsa semplici, 1 guida pavimento, 1 guida a pavimento mobile
DA USARSI CON COPERTINA PPRC01G

PANTA REI synchronized telescopic motion system for 2 sliding doors composed of:
4 PSD05G clamps, 4 metal carriages, 1 synchronization device, 2 adjustable wheel stops, 2 standard wheel stops, 1 floor guide, 1 floating floor guide
USE WITH PPRC01G COVER



PPRTSYS-100G



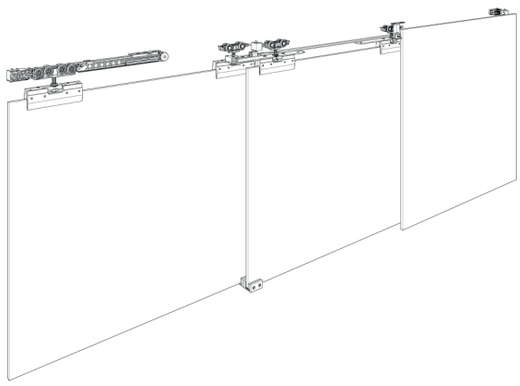

PANTA REI SOFT-CLOSE kit due ante telescopiche sincronizzate con soft-close in chiusura costituito da:
4 pinze PSD05G, 1 unità soft-close con carrello a 8 ruote e attivatore 3 carrelli in metallo, 1 dispositivo di sincronizzazione, 1 finecorsa regolabili, 2 finecorsa semplici, 1 guida a pavimento, una guida a pavimento mobile
DA USARSI CON COPERTINA PPRC01G

PANTA REI SOFT-CLOSE synchronized telescopic motion system set for 2 sliding doors with closing one side soft-close composed of:
4 PSD05G clamps, 1 soft-close unit with 8 wheels carriage and activator, 3 metal carriages, 1 synchronization device, 1 adjustable wheel stops, 2 standard wheel stops, 1 floor guide, 1 floating floor guide
USE WITH PPRC01G COVER



Catalogo def.indd 265 13/08/20 21:27

PANTA REI TELE SYNCRO

fissaggio a soffitto/ceiling fixing

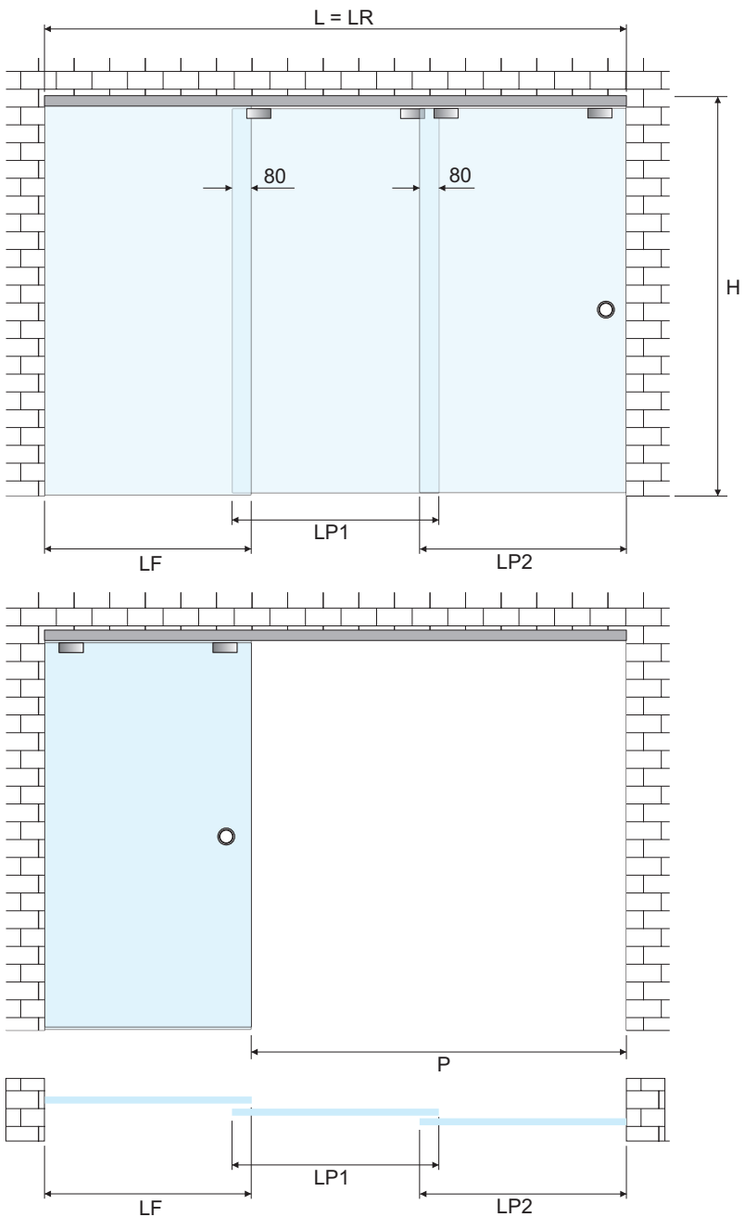

Dimensionamento delle porte e del binario fissaggio a soffitto anta doppia telescopica e vetro fisso con maniglie a filo	**Glass and track sizing, ceiling fixing, double telescopic door and fix panel** with flush handles
Lunghezza rotaia (LR) = L	Track lenght (LR) = L
Larghezza porte (LP1 e LP2) = (L + 160) / 3	Door width (LP1 and LP2) = (L + 160) / 3
Larghezza del vetro fisso (LF) = (L + 160) / 3	Side panel width = (L + 160) / 3
Misura del passaggio (P) = L - LF	Passage width (P) = L - LF
Altezza delle porte = H - 85 mm	Door height = H - 85 mm

Catalogo def.indd 266 13/08/20 21:27

PANTA REI TELE SYNCRO

fissaggio a soffitto/ceiling fixing

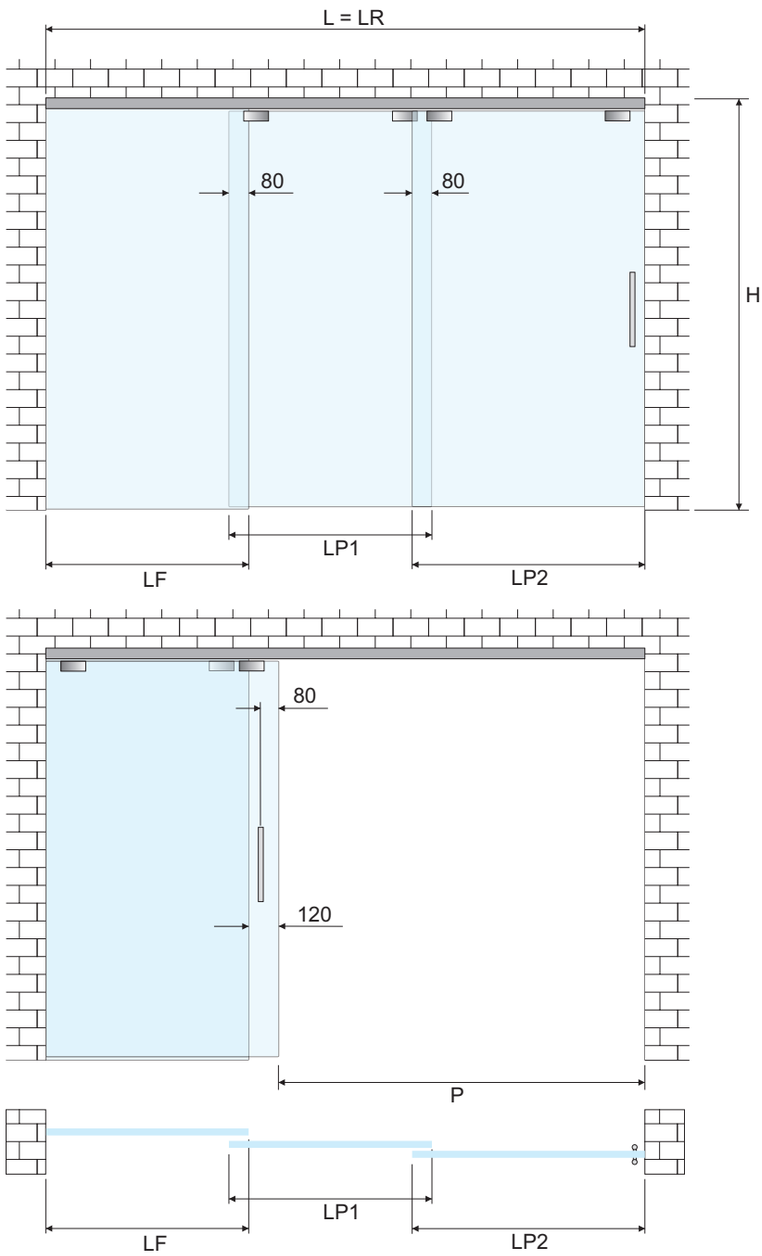

Dimensionamento delle porte e del binario fissaggio a soffitto anta doppia telescopica e vetro fisso con maniglie sporgenti	**Glass and track sizing, ceiling fixing, double telescopic door and fix panel** with protrunding handles
Lunghezza rotaia (LR) = L	Track lenght (LR) = L
Larghezza porta (LP1) e vetro fisso (LF) = (L + 40) / 3	Side panel (LF) and (LP1) door width = (L + 40) / 3
Larghezza porta (LP2) = LP1 + 120	Door width (LP2) = LP1 + 120
Misura del passaggio (P) = L - LP2	Passage width (P) = L - LP2
Altezza delle porte = H - 85 mm	Door height = H - 85 mm

Catalogo def.indd 267 13/08/20 21:27

PANTA REI TELE SYNCRO

fissaggio a soffitto/ceiling fixing

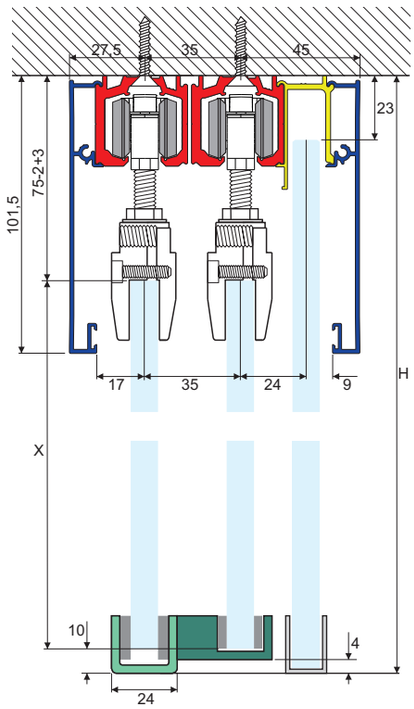

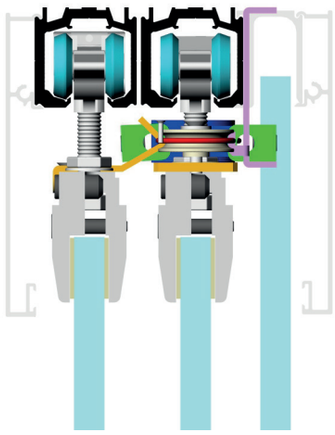

PANTA REI TELE SYNCRO

fissaggio a soffitto/ceiling fixing

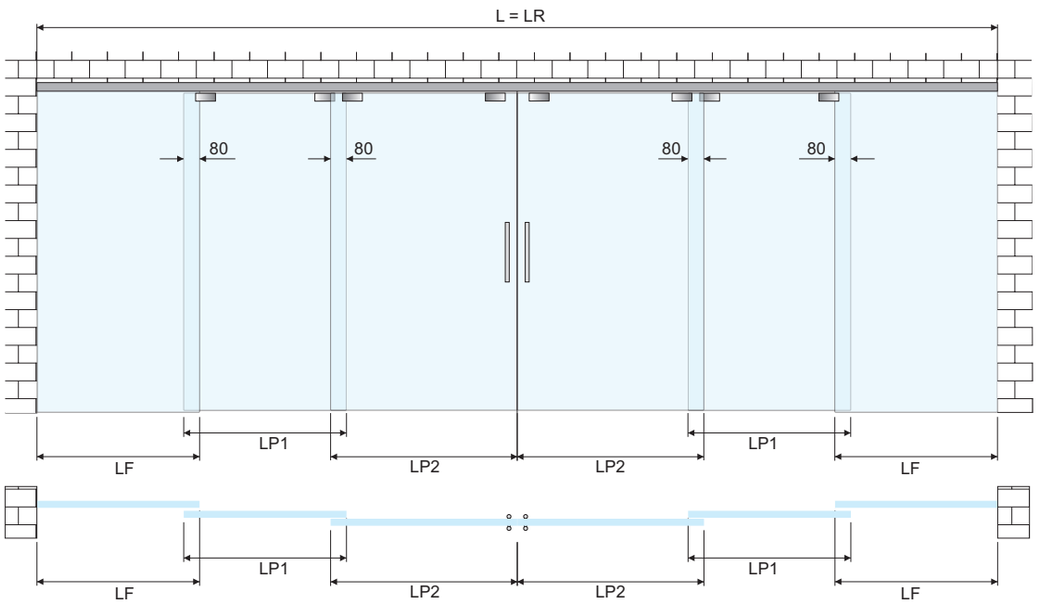

Abbinando due kit sono realizzabili chiusure a doppia anta telescopica sincronizzata fino a 6 metri di larghezza	Up to 6 meters wide double telescopic synchronized doors enclosures are achievable with 2 sets

Catalogo def.indd 268 13/08/20 21:27

PSD01G



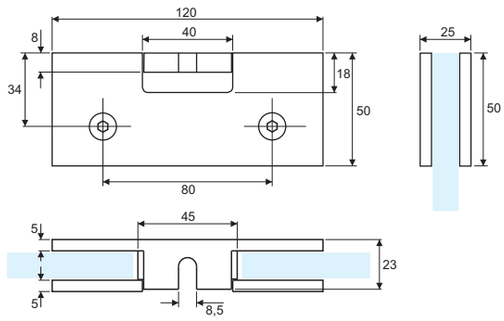

Pinza per porte scorrevoli
Utilizzabile anche con carrelli di altri produttori
Realizzata in fusione di acciaio inox Aisi 304

Sliding door glass clamp
Suitable for carriages of others producers
Dieacast Aisi 304 stainless steel manufactoring

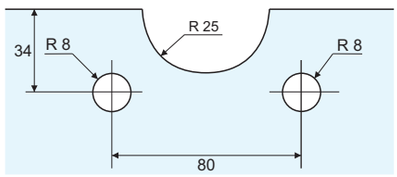

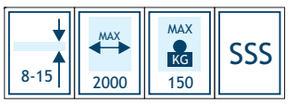

PSD02NG



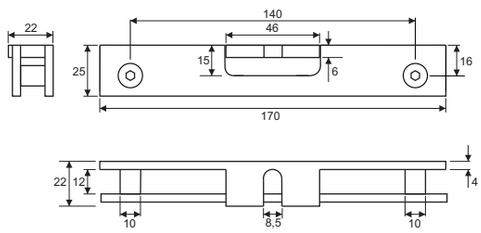

Pinza a basso profilo per porte scorrevoli adatta anche per sistemi a scomparsa
Utilizzabile anche con carrelli di altri produttori
Realizzata in fusione di acciaio inox Aisi 202

Low profile glass clamp also suitable for recessed sliding doors
Suitable for carriages of others producers
Dieacast Aisi 202 stainless steel manufactoring

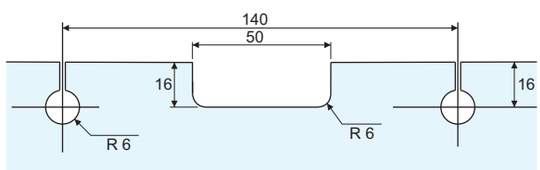



Catalogo def.indd 269 13/08/20 21:27

PSD03G



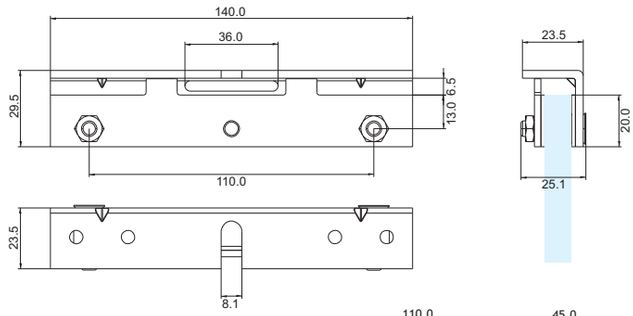

Pinza per porte scorrevoli
Lavorazione del vetro semplificata in funzione del peso dell'anta:
1 foro per porte fino a 40 kg, 2 fori per porte da 40 a 80 kg
Utilizzabile anche con carrelli di altri produttori
Realizzata in acciaio zincato

Sliding door glass clamp
Smart cut-out depending from the leaf weight: 1 hole for doors until kg 40, 2 holes for doors between kg 40 and kg 80
Suitable for carriages of others producers
Zinc plated steel manufacturing

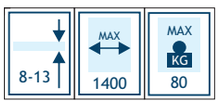

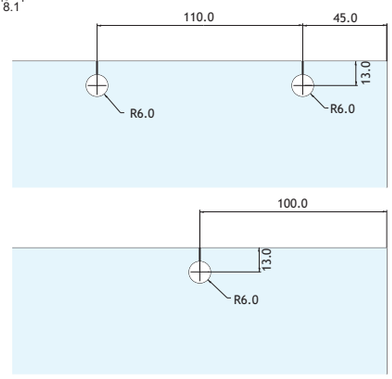

PSDSG



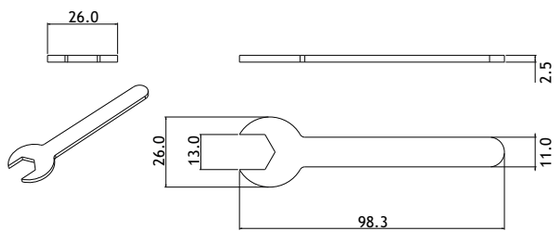

Chiave esagonale per la manovra dei perni carrello nei sistemi scorrevoli PANTA-REI con pinze PSD3G
Realizzata in acciaio

Exhagonal wrench for carriages bolts rotation in PANTA-REI systems with PSD3G clamps
Steel manufacturing

Catalogo def.indd 270 13/08/20 21:27

PSD05G



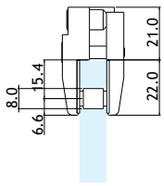

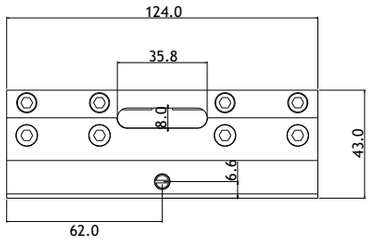

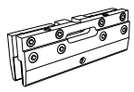

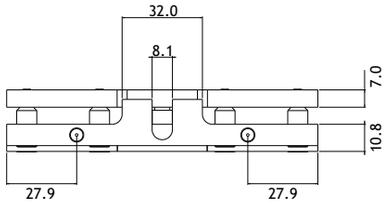

Pinza regolabile per porte scorrevoli
Nessuna lavorazione del vetro richiesta, spina di sicurezza opzionale
Adatta a tutti gli spessori di vetro nel range indicato senza parti opzionali
Utilizzabile anche con carrelli di altri produttori
Realizzata in lega di alluminio

Adjustable sliding door glass clamp
No glass cut-out required, optional safety plug
Suitable for all glass thicknesses in the indicated range without optional parts
Suitable for carriages of others producers
Aluminium alloy manufacturing

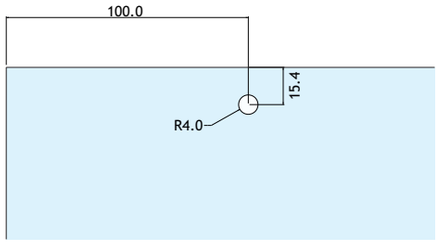



PSD07G



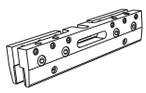

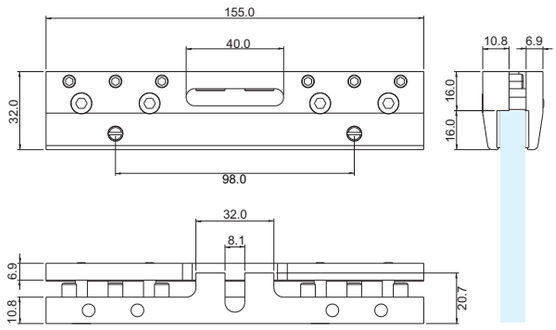

Pinza a basso profilo per porte scorrevoli
Nessuna lavorazione del vetro richiesta, spine di sicurezza opzionali
Adatta a tutti gli spessori di vetro nel range indicato senza parti opzionali
Utilizzabile anche con carrelli di altri produttori
Realizzata in lega di alluminio

Low profile sliding door glass clamp
No glass cut-out required, optional safety plugs
Suitable for all glass thicknesses in the indicated range without optional parts
Suitable for carriages of others producers
Aluminium alloy manufacturing

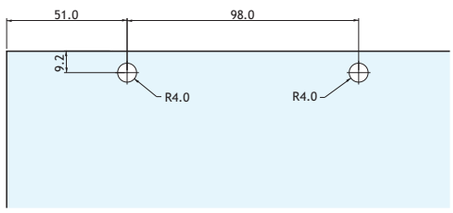



Catalogo def.indd 271 13/08/20 21:27

PSD05G-PSD07G

Eseguire sempre un'accurata pulizia della superficie del vetro nell'area di presa della pinza utilizzando IPA, prodotto a base di alcool isopropilico
Serrare le viti di fissaggio della pinza per mezzo del chiave dinamometrica CDK01 alla coppia raccomandata
Utilizzare vetro temperato con spessore compreso tra 8 e 12,72 mm
Le pinze si adattano a tutti gli spessori compresi nel range indicato senza l'uso di guarnizioni supplementari o altre parti

Always carefully clean the glass surface in the gripping area using IPA, isopropyl alcohol based product
Tighten the clamp fixing screws using the torque wrench CDK01 to the recommended torque
Use tempered glass from 8 to 12,72 mm thickness
The clamps are suitable for all glass thickness included in the indicated range without the use of additional gaskets or other parts

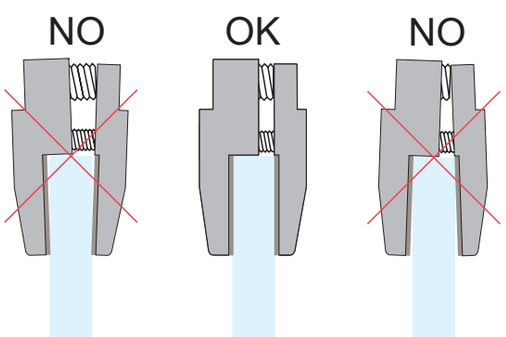

Verificare sempre che le ganasce siano complanari alla superficie del vetro, in maniera tale che la loro posizione sia conforme alla figura centrale durante le varie fasi e a montaggio ultimato

Always check the jaws position: they must be on the same level of the glass surface
The position of the jaws must be conform to the central figure during the various phases and after final assembly



Stabilire la misura «X» in funzione del tipo di kit utilizzato
Mantenendo le due semi-pinze aderenti al vetro e complanari con una mano, avvitare le 4 viti di serraggio fintanto che siano delicatamente serrate

Fix «X» measure according to the used slide set
Keeping with one hand the two parts of the clamp adhering and leveled to the glass, close the 4 clamping screws until they are slightly tightened



Avvitare quindi i quattro grani di contrasto fintanto che siano anch'essi delicatamente stretti
Coppia di serraggio 0,1 Nm

Then screw-in the four offset grains until they are slightly tightened
Tightening torque 0,1 Nm

Catalogo def.indd 272 13/08/20 21:27



Avvitare le quattro viti di serraggio alla coppia prestabilita di 8 Kn utilizzando la chiave dinamometrica CDK01
Iniziare dalle due viti centrali e proseguire con quelle poste alle estremità della pinza

Screw-in the four clamping bolts to the pre-set torque of 8 Kn using CDK01 torque wrench starting from the bolts in the middle and continuing with those at the ends of the clamp



Il serraggio definitivo del vetro si ottiene avvitando i grani di contrasto alla coppia prestabilita di 8 Kn
Iniziare dai due grani centrali e terminare con quelli posti alle estremità della pinza

The final clamping of the glass is obtained tightening the offset grains to the pre-set torque of 8 Kn starting from the grains in the middle and continuing with those at the ends of the clamp



Il montaggio della pinza è completato e la porta può essere fissata ai carrelli opportunamente predisposti

The clamp assembly is now completed and the door can be hung up to the carriages

Catalogo def.indd 273 13/08/20 21:27

Sistemi e componenti per porte scorrevoli
Sliding glass doors systems and fittings

PPR2207G

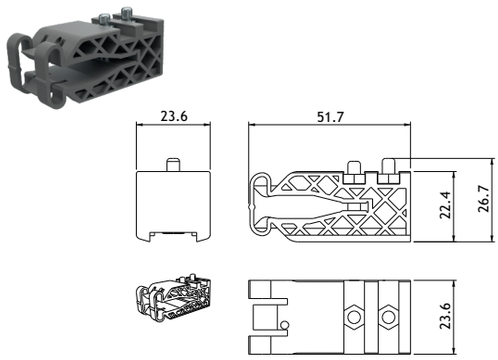

Stopper carrelli per sistemi PANTA REI
Fermo regolabile mediante apposita vite
Realizzata in Nylon 6 ®

Wheel stop for PANTA REI systems
Adjustable catch trough specific screw
Nylon 6 ® manufacturing

PAS03RG

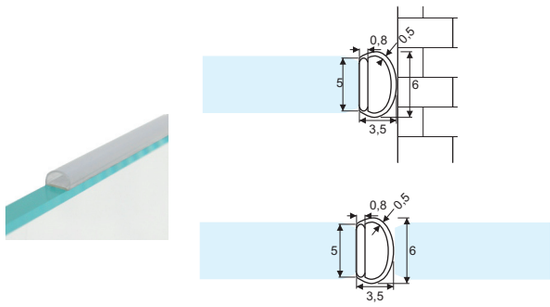

Guarnizione a palloncino adesiva
Utilizzabile per porte scorrevoli a singola e doppia anta
Speciale elastomero termoplastico ad alta resistenza anti-UV e anti-invecchiamento
Venduta al metro lineare

Adhesive ball seal
For single and double sliding doors
Special high resistance anti-aging anti-UV thermoplastic elastomer
Sold by the meter

6-13

PR07AG

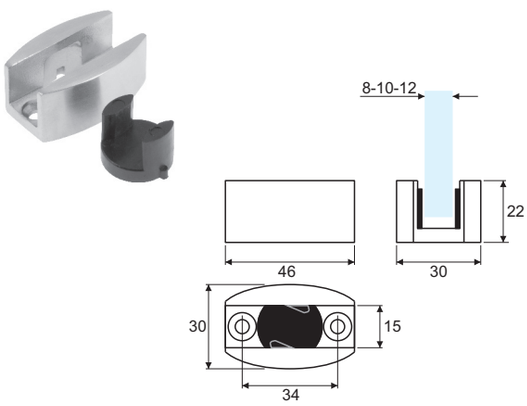

Guida a pavimento regolabile
Camma per regolazione spessore in nylon
Realizzata in fusione di acciaio inox Aisi 304

Adjustable floor guide
Nylon adjustememt cam
Diecast Aisi 304 stainless steel manufacturing

8-12 SSS

PSDGG

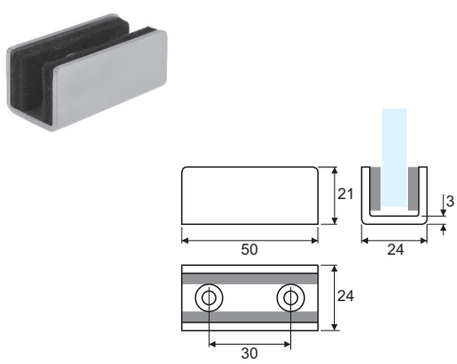

Guida a pavimento per porte scorrevoli
Cuscinetti intercambiabili in feltro per massima silenziosità
Realizzata in lega di alluminio

Sliding glass doors floor guide
Interchangeable felt gaskets for noiseless action
Aluminium alloy manufacturing

8-15 AA

Catalogo def.indd 274 13/08/20 21:27

PSDL01G



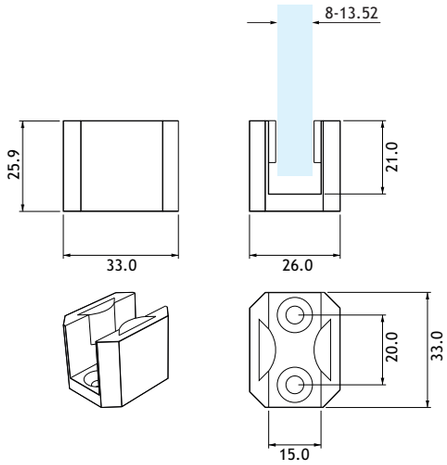

Guida a pavimento regolabile per sistemi telescopici da abbinare a PSDZ01G
Serie di cuscinetti intercambiabili in Nylon® in dotazione
Realizzata in fusione di acciaio inox Aisi 304

Adjustable floor guide for telescopic systems
Use together PSDZ01G
Interchangeable Nylon® gaskets supplied
Diecast Aisi 304 stainless steel manufacturing

8-13,52			PC	SSS

PSDZ01G



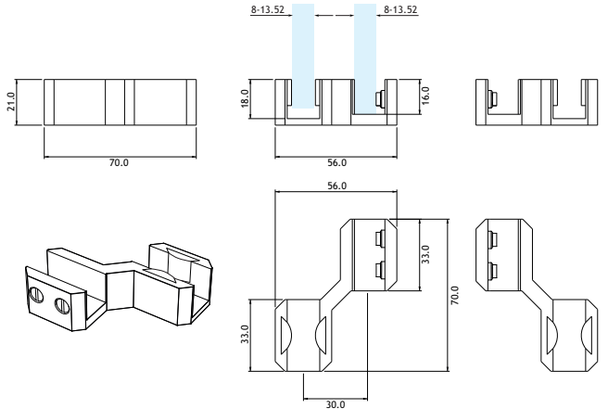

Guida mobile doppia regolabile per sistemi telescopici
Serie di cuscinetti intercambiabili in Nylon® in dotazione
Disponibile in versione destra (cod. PSDZ01-DXG) e sinistra (cod. PSDZ01-SXG)
Realizzata in fusione di acciaio inox Aisi 304

Double floating guide for telescopic systems
Interchangeable Nylon® gaskets supplied
Right (code PSDZ01-DXG) and left (code PSDZ01-SXG) models available
Diecast Aisi 304 stainless steel manufacturing

8-13,52			PC	SSS

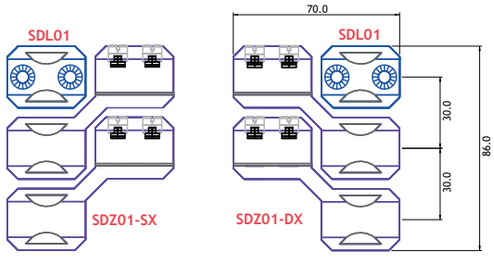

Catalogo def.indd 275 13/08/20 21:27

MEGALOS/MEGALOS SOFT-CLOSE



MEGALOS è il nuovo sistema grande portata per porte scorrevoli in vetro totalmente MADE IN ITALY e con caratteristiche uniche. Consente, grazie ad una struttura sovradimensionata, la realizzazione di porte in vetro con dimensioni, spessori e pesi fino ad ora inimmaginabili: Portata massima senza soft-close 400 kg Portata massima con soft-close 250 kg Ruote speciali in acciaio al carbonio temperate e rettificate con riporto antirumore nei kit 400 kg Ruote speciali in DELRIN ® nei kit 250 kg. Pinza per vetro grande portata in acciaio inox per spessori da 12 a 21,52 mm Predisposizione per illuminazione con strisce a LED Predisposizione delle copertine per spazzolino di finitura	MEGALOS is the new completely MADE IN ITALY heavy-duty glass sliding doors system offering unique features. Thanks to the oversized structure the system allows the realization of doors of huge size, with dimensions, thickness and weights unimaginables until now Max door weight without soft-close: kg 400 Max door weight with soft-close: kg 250 Special tempered and rectified carbon steel noiseless wheels in 400 kg sets Special DELRIN ® wheels in 250 kg sets Stainless steel heavy-duty clamp for glass from 12 to 21,52 mm thickness Covers arranged for LED lighting strips Covers arranged for finishing brush seals

Il sistema modulare rotaia-copertina si utilizza in abbinamento con kit scorrevoli con e senza soft-close serie PMG e PMGS
Predisposto per fissaggio a parete e a soffitto
Realizzato in lega di alluminio
Lunghezza delle barre cm 200-300-400-600

The modular sliding door track and profiles system works together with all PMG and PMGS series sets with and without soft-close
Arranged for wall or ceiling fixing
Aluminium alloy manufacturing
Bar lenght: 200-300-400-600 cm



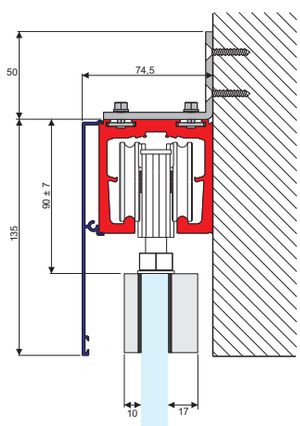

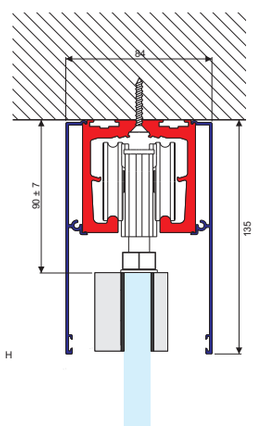

Catalogo def.indd 276 13/08/20 21:27

PMGB01G

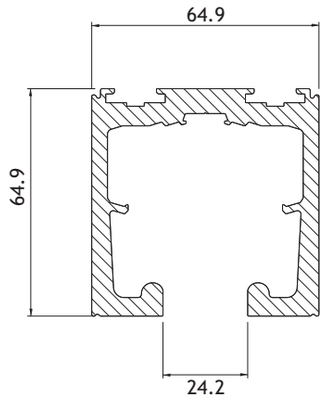

MEGALOS binario per scorrevoli
Estruso in lega di alluminio
Lunghezza delle barre cm 200-300-400-600

MEGALOS track for sliding doors
Extruded aluminium alloy
Bar lenght: 200-300-400-600 cm



PMGC01G

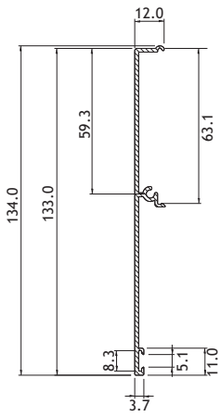

MEGALOS copertina a scatto per binario PMGB01G
Predisposta per striscia LED da 8 mm e guarnizione a spazzola
Estruso in lega di alluminio
Lunghezza delle barre cm 200-300-400-600

MEGALOS clicking cover profile for PMGB01G track
Arranged for 8 mm LED strip lights and finish brush seal
Extruded aluminium alloy
Bar lenght: 200-300-400-600 cm



PMGS01G

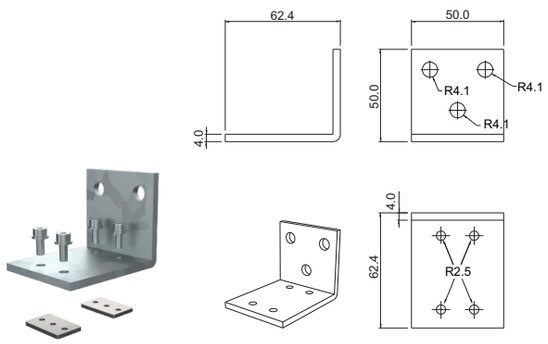

MEGALOS squadretta per fissaggio a parete del binario PMGB01G
Completa di viti e piastrine filettate
Realizzata in acciaio galvanizzato

MEGALOS wall fixing bracket for PMGB0G1 track
Fixing screws and nutplates included
Zinc coated steel manufacturing



PMGT01DGG/PMGT01SG

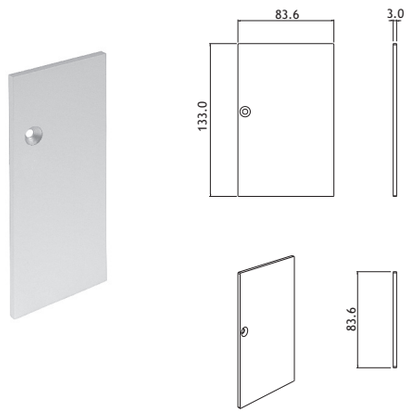

MEGALOS coperchio terminale dx/sx per GPMGB01 e PMGC01G
Completo di vite di fissaggio
Realizzato in lega di alluminio

MEGALOS right/left bar end cover for PMGB01G and PMGC01G
Fixing screw included
Aluminium alloy manufacturing



Catalogo def.indd 277 13/08/20 21:27

PMGG01G

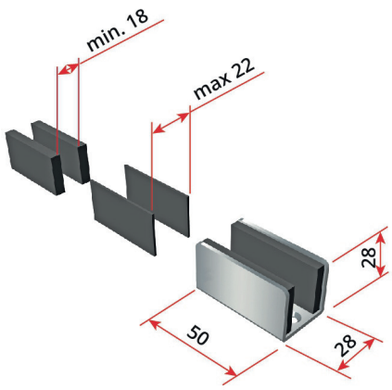

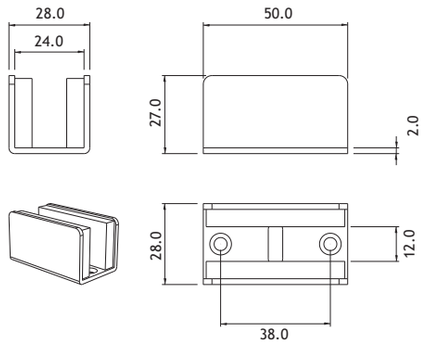

MEGALOS guida a pavimento per porte scorrevoli
Cuscinetti intercambiabili in feltro per massima silenziosità
Realizzata in lega di alluminio

MEGALOS sliding glass doors floor guide
Interchangeable felt gaskets for noiseless action
Aluminium alloy manufacturing



PSD10G



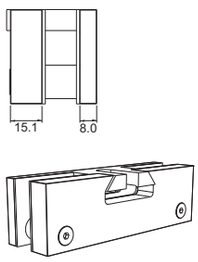

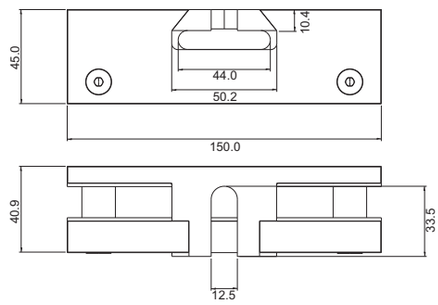

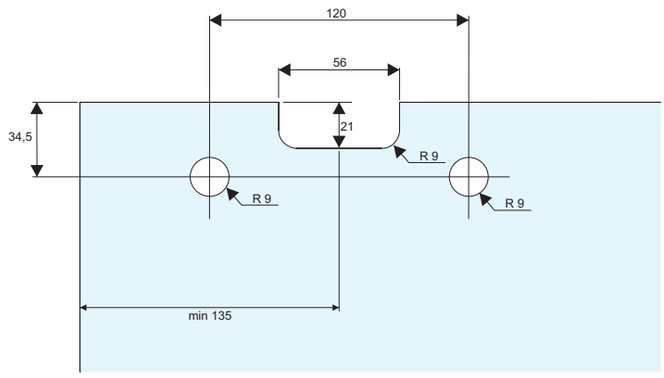

MEGALOS pinza grande portata per porte scorrevoli
Speciale sistema di regolazione per vetri da 12 a 21,52 mm di spessore
Realizzata in fusione di acciaio inox Aisi 304

MEGALOS high load sliding door glass clamp
Special adjustement system for glass from 12 to 21,52 mm thickness
Dieacast Aisi 304 stainless steel manufactoring

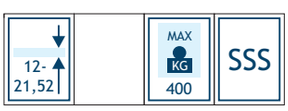

Catalogo def.indd 278 13/08/20 21:27

PMG10-250G

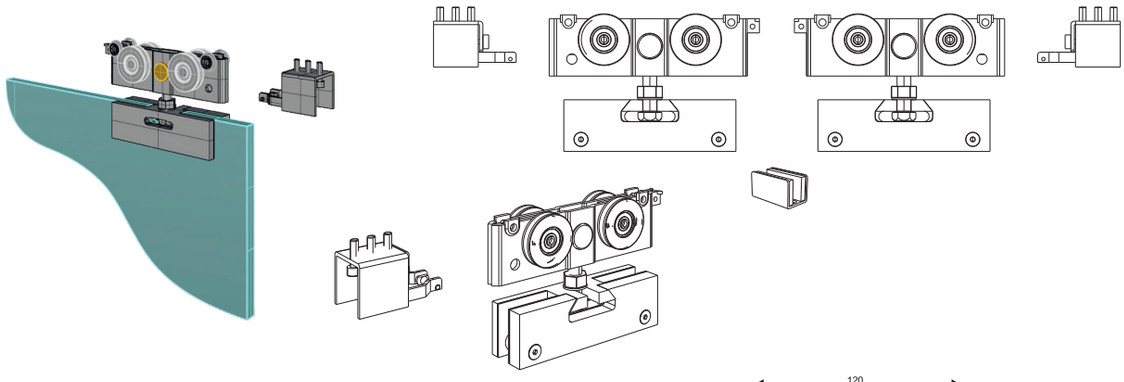

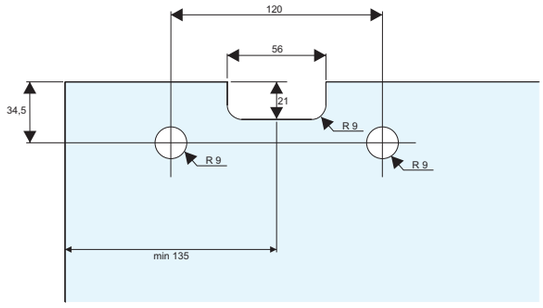

MEGALOS kit 1 anta scorrevole costituito da:
2 pinze PSD10G, 2 carrelli in acciaio con ruote speciali in DELRIN ®, 2 finecorsa in acciaio, 1 guida pavimento PMGG01G

MEGALOS sliding door set composed of:
2 PSD10G clamps, 2 metal carriages with DELRIN ® special wheels, 2 wheel stops, 1 PMGG01G floor guide



PMG10-400G

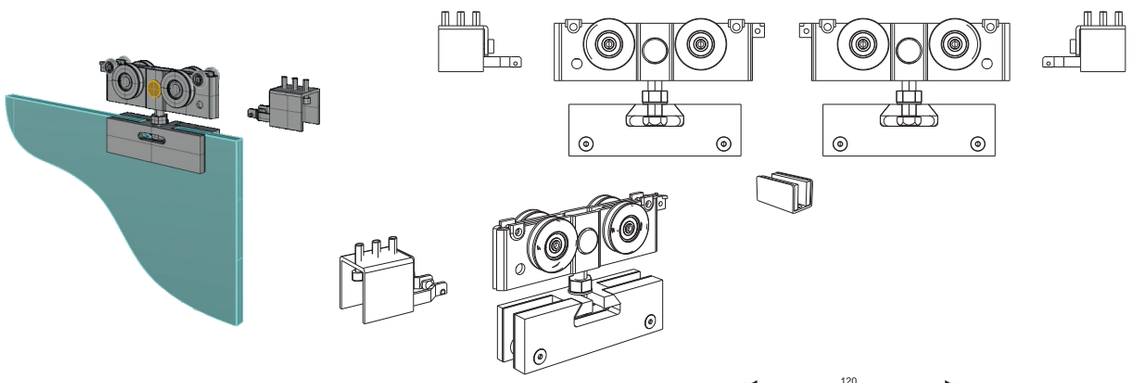

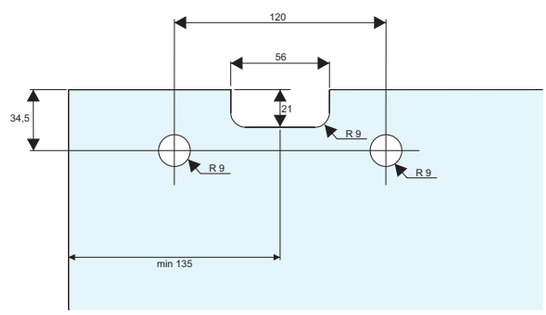

MEGALOS kit 1 anta scorrevole costituito da:
2 pinze PSD10G, 2 carrelli in acciaio con ruote speciali in acciaio al carbonio temperate e rettificate con riporto antirumore, 2 finecorsa in acciaio, 1 guida pavimento PMGG01G

MEGALOS sliding door set composed of:
2 PSD10G clamps, 2 metal carriages with special tempered and rectified carbon steel noiseless wheels, 2 wheel stops, 1 PMGG01G floor guide



Catalogo def.indd 279 13/08/20 21:27

PMGS10-250G

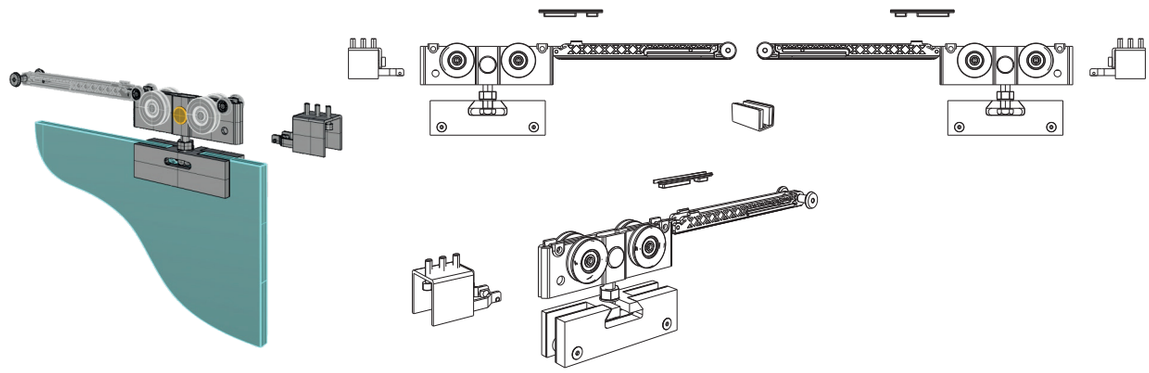

MEGALOS SOFT-CLOSE kit 1 anta scorrevole costituito da:
2 pinze PSD10G, 2 carrelli in acciaio con ruote speciali in DELRIN ®, 2 unità soft-close vincolate ai carrelli, 2 attivatori in metallo, 2 finecorsa in acciaio, 1 guida pavimento GPMGG01

MEGALOS SOFT-CLOSE sliding door set composed of:
2 PSD10G clamps, 2 metal carriages with DELRIN ® special wheels, 2 soft-close units joined to the carriages, 2 metal activators, 2 wheel stops, 1 GPMGG01 floor guide

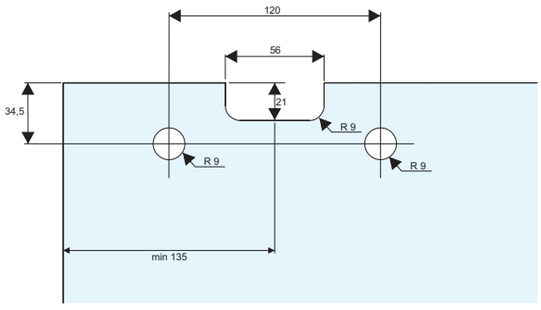



PMGS10-250HDG

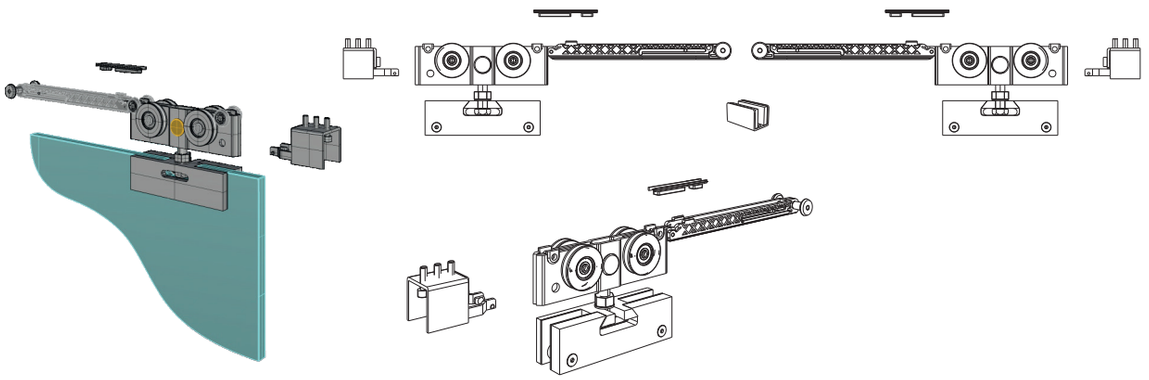

MEGALOS SOFT-CLOSE kit 1 anta scorrevole costituito da:
2 pinze PSD10G, 2 carrelli in acciaio con ruote speciali in acciaio al carbonio temperate e rettificate con riporto antirumore, 2 unità soft-close vincolate ai carrelli, 2 attivatori in metallo, 2 finecorsa in acciaio, 1 guida pavimento PMGG01G

MEGALOS SOFT-CLOSE sliding door set composed of:
2 PSD10G clamps, 2 metal carriages with special tempered and rectified carbon steel noiseless wheels, 2 soft-close units joined to the carriages, 2 metal activators, 2 wheel stops, 1 PMGG01G floor guide

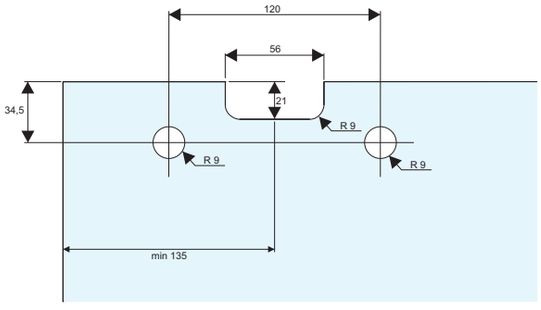



Catalogo def.indd 280 13/08/20 21:27

MEGALOS/MEGALOS SOFT-CLOSE

fissaggio a parete/wall fixing

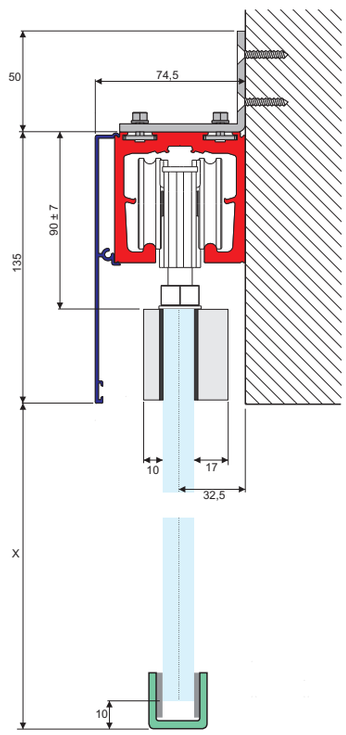

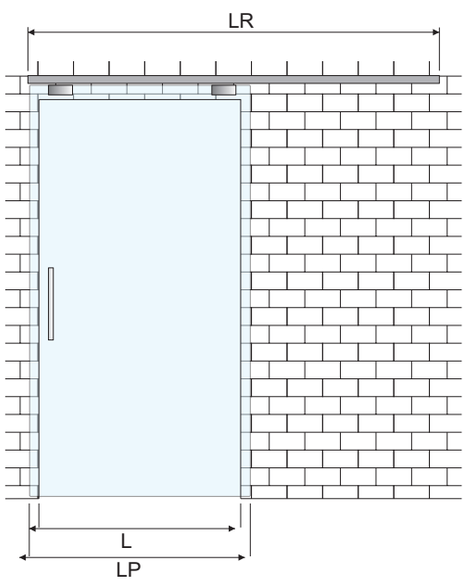

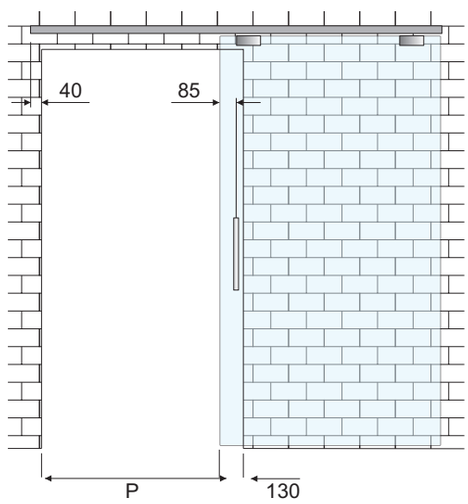

Dimensionamento della porta e del binario fissaggio a parete anta singola	**Glass and track sizing, wall fixing, single door**
Larghezza porta (LP) = L + 80 mm	Door width (LP) = L + 80 mm
Lunghezza rotaia (LR) = (2 x L) - 10 mm	Track lenght (LR) = (2 x L) - 10 mm
Misura del passaggio (P) = L - 130 mm	Passage width (P) = L - 130 mm
Altezza porta = X + 35 mm	Door height = X + 35 mm

Catalogo def.indd 281 13/08/20 21:27

MEGALOS/MEGALOS SOFT-CLOSE

fissaggio a parete/wall fixing

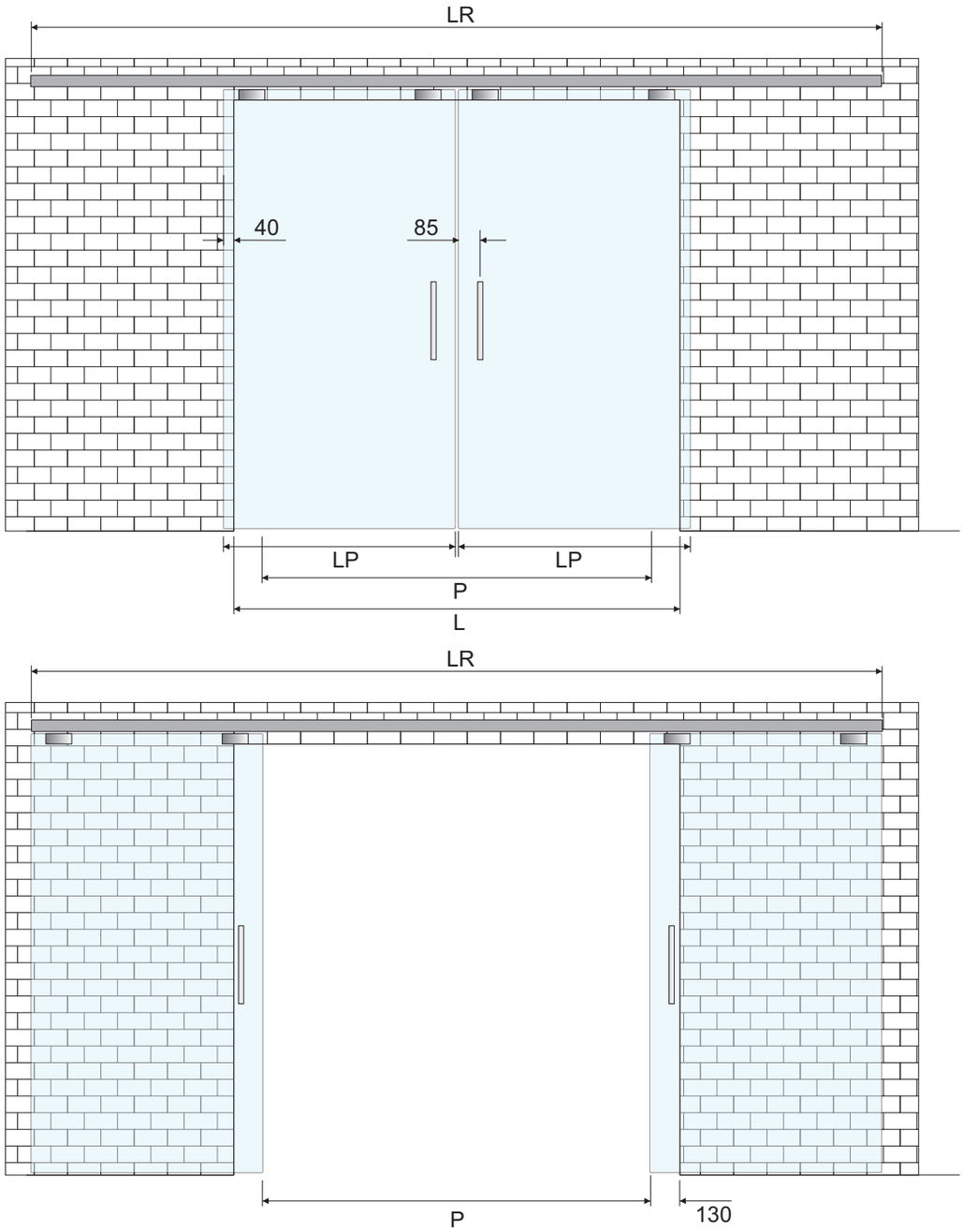

Dimensionamento della porta e del binario fissaggio a parete anta doppia	**Glass and track sizing, wall fixing, double door**
Larghezza porta (LP) = L/2 + 40 mm	Door width (LP) = L/2 + 40 mm
Lunghezza rotaia (LR) = (2 x L) - 180 mm	Track lenght (LR) = (2 x L) - 180 mm
Misura del passaggio (P) = L - 260 mm	Passage width (P) = L - 260 mm
Altezza porta = X + 35 mm	Door height = X + 35 mm

Catalogo def.indd 282 13/08/20 21:27

MEGALOS/MEGALOS SOFT-CLOSE fissaggio a soffitto/ceiling fixing

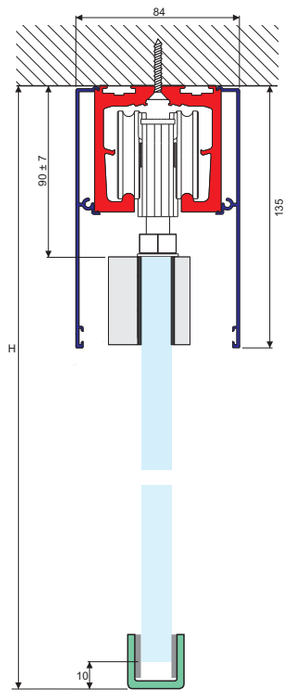

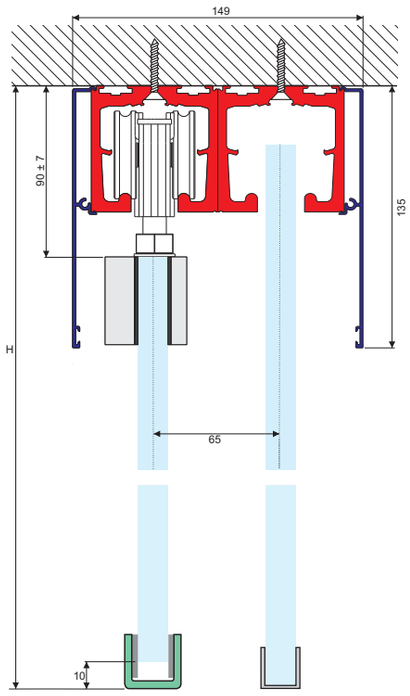

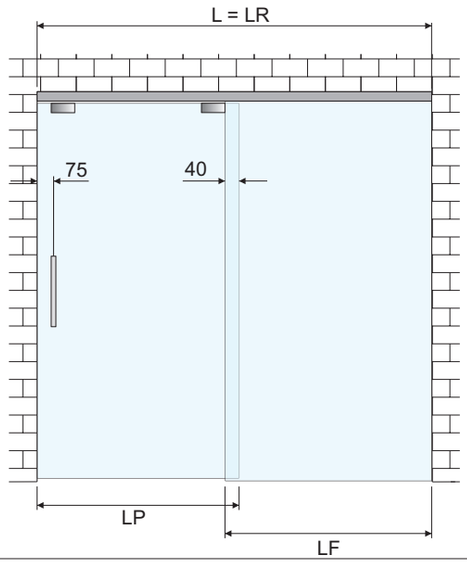

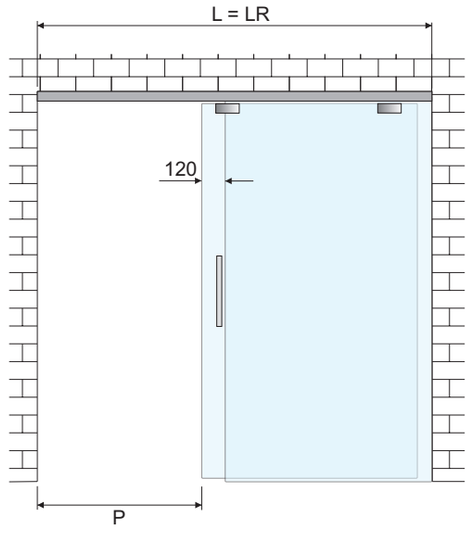

Dimensionamento della porta e del binario fissaggio a soffitto anta singola	**Glass and track sizing, ceiling fixing, single door**
Larghezza porta (LP) = L/2 + 80 mm	Door width (LP) = L/2 + 80 mm
Lunghezza rotaia (LR) = L	Track lenght (LR) = L
Misura del passaggio (P) = L/2 - 80 mm	Passage width (P) = L/2 - 80 mm
Larghezza del vetro fisso = L/2 - 40 mm	Side panel width = L/2 - 40 mm
Altezza porta = H - 100 mm	Door height = H - 100 mm

Catalogo def.indd 283 13/08/20 21:27

MEGALOS/MEGALOS SOFT-CLOSE

fissaggio a soffitto/ceiling fixing

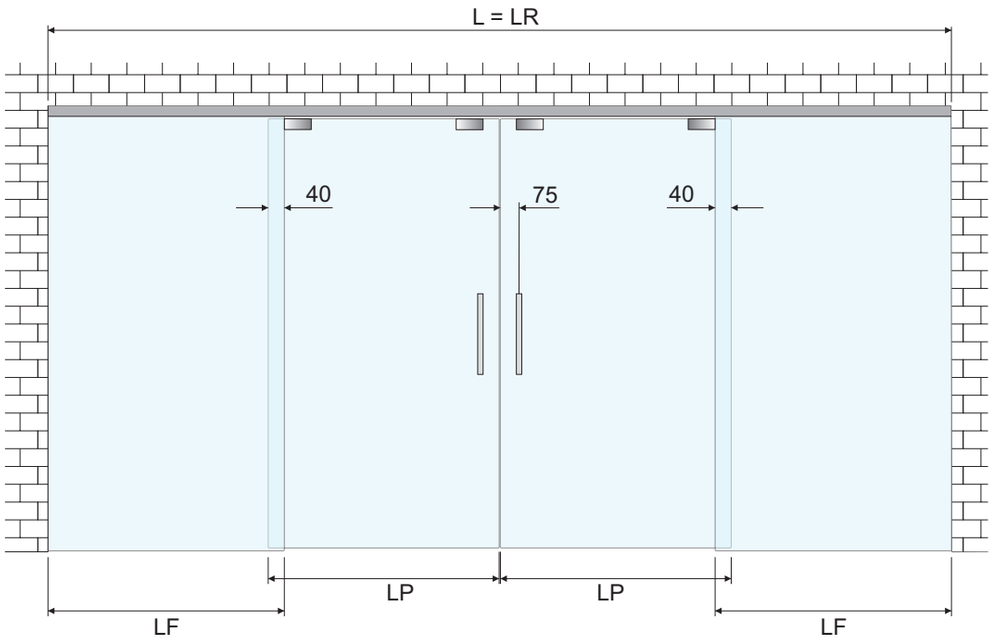

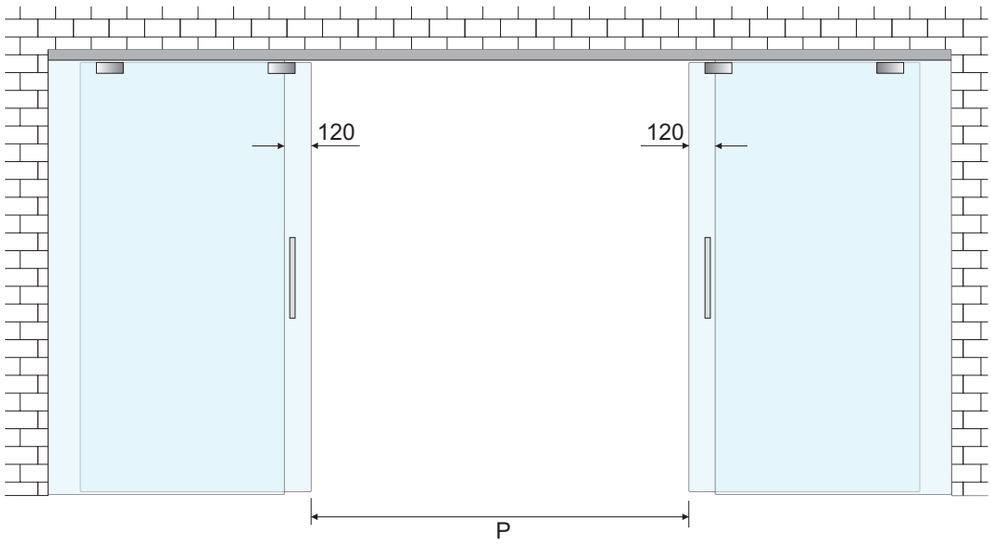

Dimensionamento della porta e del binario fissaggio a soffitto anta doppia	**Glass and track sizing, ceiling fixing, double door**
Larghezza porta (LP) = L/4 + 80 mm	Door width (LP) = L/4 + 80 mm
Lunghezza rotaia (LR) = L	Track lenght (LR) = L
Misura del passaggio (P) = L/2 - 160 mm	Passage width (P) = L/2 - 160 mm
Larghezza del vetro fisso = L/4 - 40 mm	Side panel width = L/4 - 40 mm
Altezza porta = H - 100 mm	Door height = H - 100 mm

Catalogo def.indd 284 13/08/20 21:27

MEGALOS SOFT-CLOSE

istruzioni di montaggio/fitting instructions

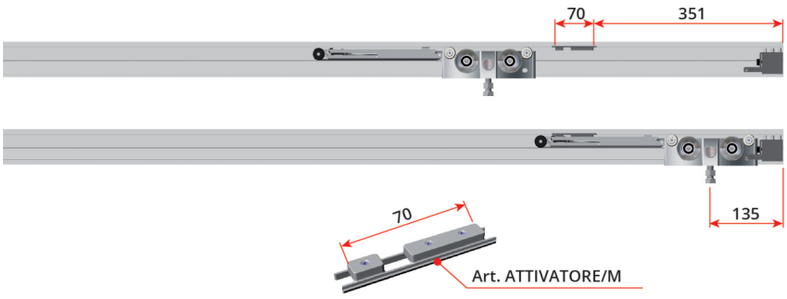

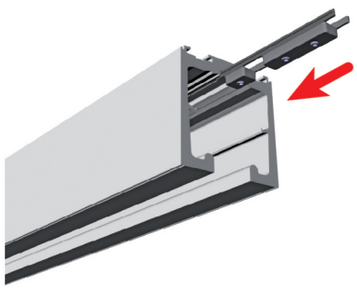

MONTAGGIO DEGLI ATTIVATORI
avvitare SEMPRE tutti i grani di fissaggio evitando che sporgano e possano danneggiare l'ammortizzatore durante lo scorrimento

ACTIVATORS INSTALLATION
ALWAYS tighten the activators allen grains in order to avoid protrusions which may damage the damper during the sliding of the door

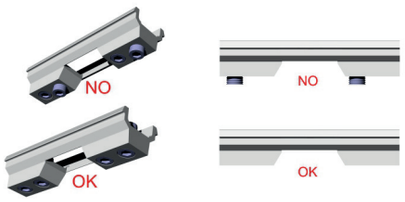

Catalogo def.indd 285 13/08/20 21:27

NICE SYSTEM

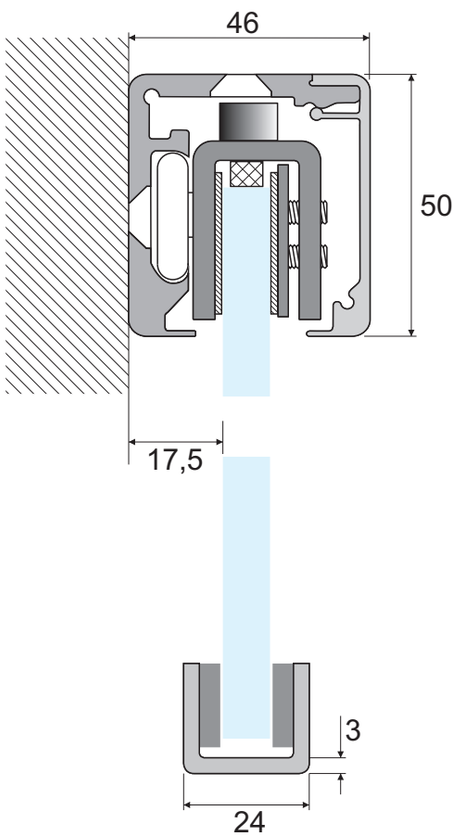

Sistema a basso profilo per porte scorrevoli
Predisposto per solo fissaggio a parete
Movimento silenzioso testato per oltre 10 km
Nessuna parte meccanica in vista
Nessuna lavorazione del vetro richiesta
Facile installazione: una persona è sufficiente
Realizzato in lega di alluminio, carrelli in acciaio inox Aisi 304
Lunghezza delle barre cm 200

Low profile sliding doors system
Arranged for wall fixing only
Silent movement 10 km tested
No visible hardware
No glass cut-out required
Easy installation for one man job
Aluminium alloy manufacturing, Aisi 304 stainless steel carriages
Bar lenght: 200 cm





Catalogo def.indd 286 13/08/20 21:27

PNC1KG



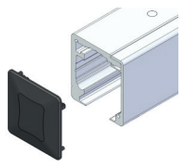

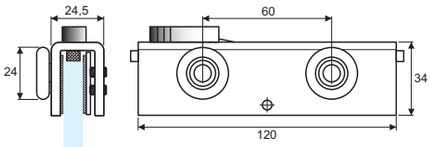

Kit scorrevole completo NICE costituito da:
2 carrelli/pinza NC1 senza tacca in acciaio inox Aisi 304
2 stopper in metallo con cuscinetto in gomma
1 guida a pavimento PSDGG
1 coppia di coperchi terminali a pressione

NICE sliding door hardware set composed of:
2 NC1 carriage/clamp without glass cut-out, Aisi 304 stainless steel
2 metal made stops with rubber bumper
1 PSDGG floor guide
1 pair of bar-end covers

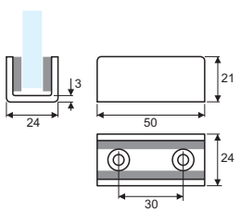



PNCRG



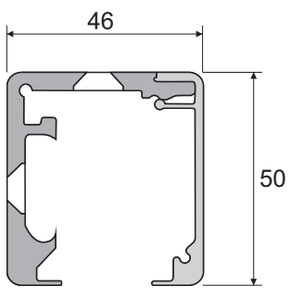

Kit rotaia per scorrevole NICE costituito da:
Profilo principale predisposto per fissaggio a parete
Veletta di copertura a scatto
Estruso in lega di alluminio

NICE track set composed of:
Main track arranged for wall fixing
Clicking cover profile
Extruded aluminium alloy



Catalogo def.indd 287 13/08/20 21:27

NICE SYSTEM

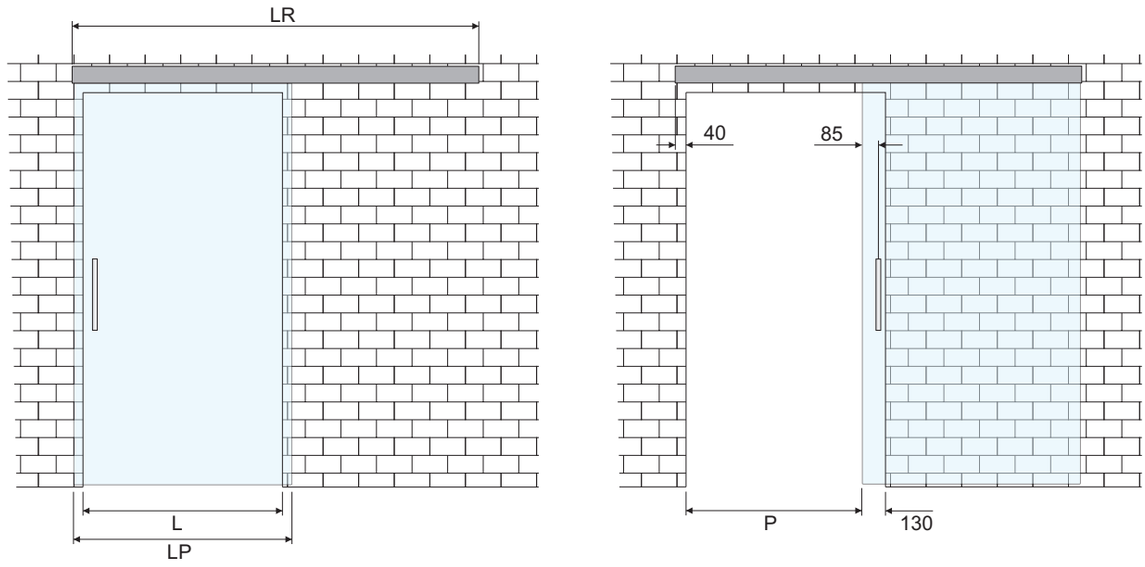

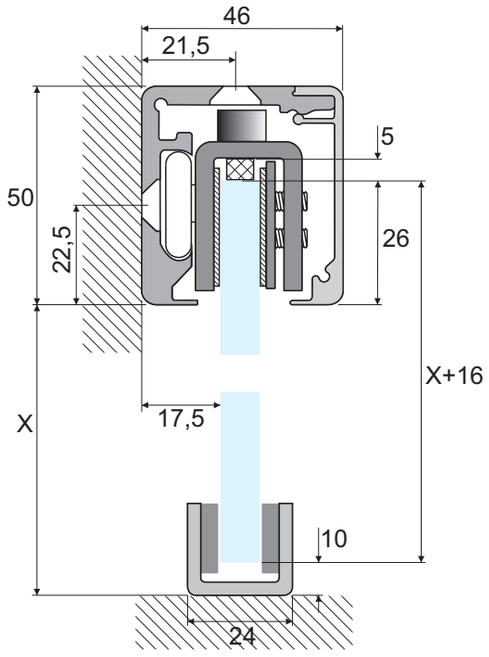

Dimensionamento della porta e del binario, anta singola	**Glass and track sizing, single door**
Larghezza porta (LP) = L + 80 mm	Door width (LP) = L + 80 mm
Lunghezza rotaia (LR) = (2 x L) - 10 mm	Track lenght (LR) = (2 x L) - 10 mm
Misura del passaggio (P) = L - 130 mm	Passage width (P) = L - 130 mm
Altezza della porta (fissaggio parete) = X + 16 mm	Door height (wall fixing) = X + 16 mm

Catalogo def.indd 288 13/08/20 21:27

NICE SYSTEM

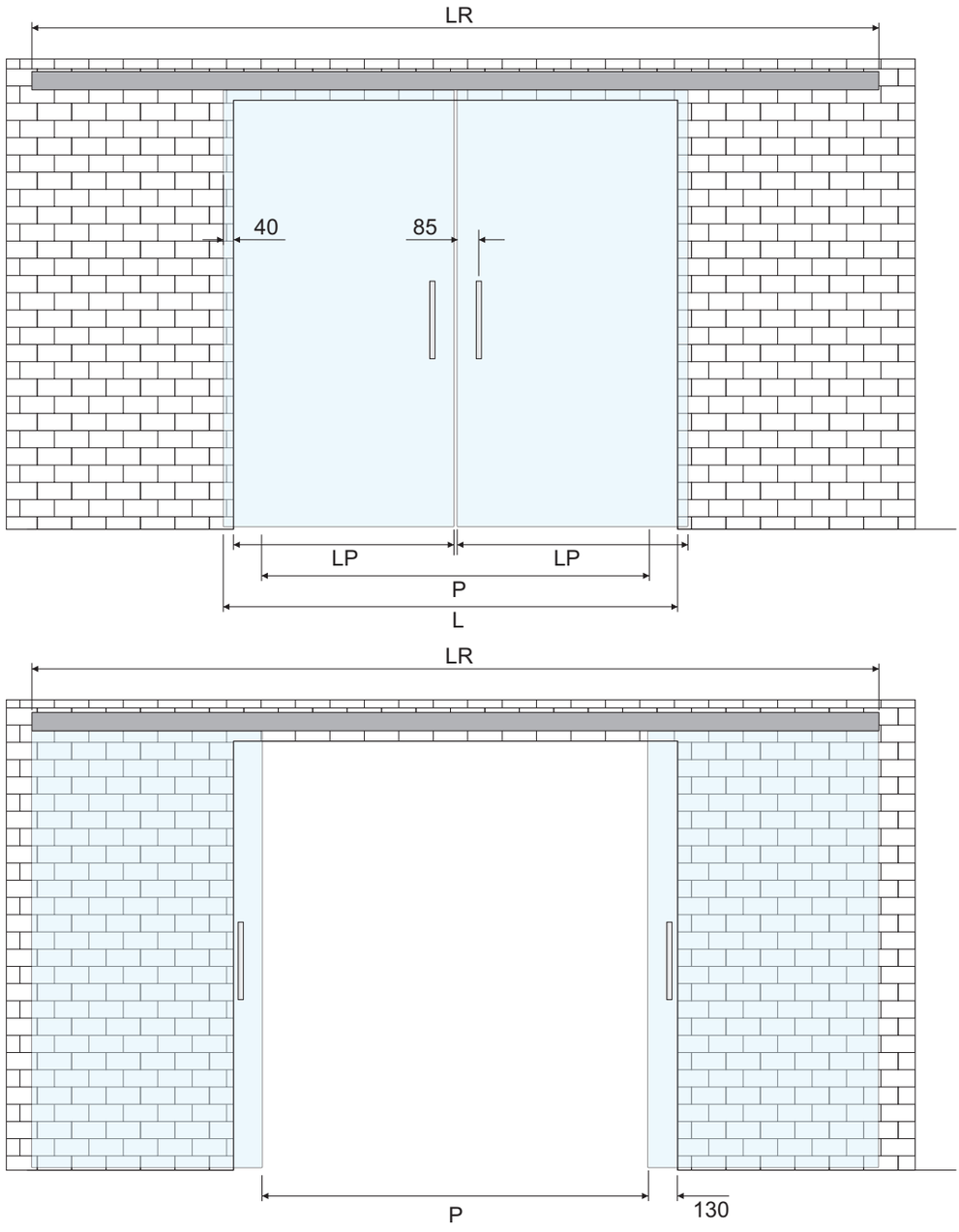

Dimensionamento della porta e del binario, anta doppia	Glass and track sizing, doubles doors
Larghezza porte (LP) = L / 2 + 40 mm	Door width (LP) = L / 2 + 40 mm
Lunghezza rotaia (LR) = (L * 2) - 180 mm	Track lenght (LR) = (L * 2) - 180 mm
Misura del passaggio (P) = L - 260 mm	Passage width (P) = L - 260 mm
Altezza della porta (fissaggio parete) = X + 16 mm	Door height (wall fixing) = X + 16 mm

Catalogo def.indd 289 13/08/20 21:27

RS SYSTEM





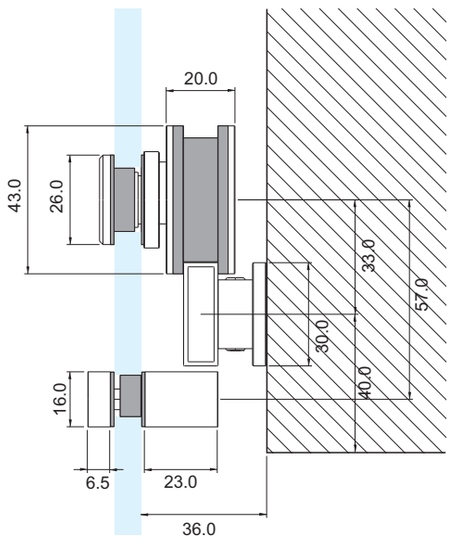

Sistema tecnico a vista per porte scorrevoli con fissaggio a parete
Movimento silenzioso su cuscinetti a sfera
Regolazione in altezza dei carrelli
Realizzato completamente in acciaio inox Aisi 304
Lunghezza delle barre cm 200-300-400-600
Disponibile in kit scorrimento completi o componenti separati

At sight technical sliding glass doors system for wall fixing
Silent ball bearing rollers
Height adjustement
Full Aisi 304 stainless steel manufacturing
Bar lenght: 200-300-400-600 cm
Sliding sets or separate components available



Catalogo def.indd 290 13/08/20 21:27

PRS01G



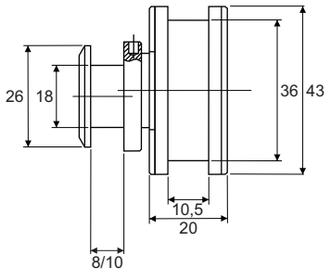

Carrello diametro 43 mm per rotaia RS08
Movimento silenzioso su cuscinetti a sfera
Regolazione eccentrica ± 1,5 mm
Realizzato in acciaio inox Aisi 304

43 mm diameter roller for RS08 track
Silent ball bearing rolling
± 1,5 mm eccentric height adjustment
Aisi 304 stainless steel manufacturing



PRS02M1G

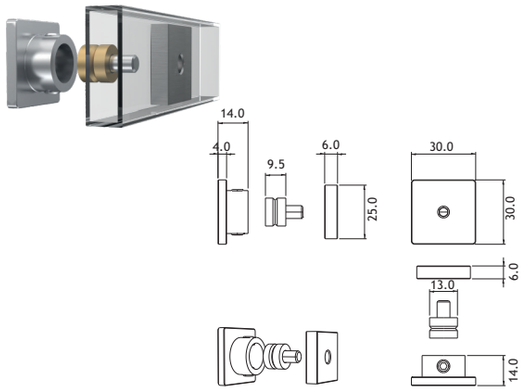

Elemento di fissaggio barra/muro per rotaia RS08
Si utilizza un fissaggio ogni 500/600 mm a seconda del peso della porta (comunicare all'ordine le dimensioni della porta)
Realizzato in fusione di acciaio inox Aisi 304

Track to wall fixing element for RS08
Use one element every 500/600 mm depending on door weight (specify door size in the order)
Diecast Aisi 304 stainless steel manufacturing



PRS03G



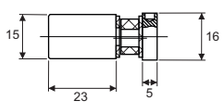

Perno anti-scarrucolamento per carrello PRS01G
Regolazione eccentrica ± 1,5 mm
Realizzato in acciaio inox Aisi 304

Anti-lift pin for PRS01G roller
± 1,5 mm eccentric height adjustment
Aisi 304 stainless steel manufacturing



PRS04G/PRS05G



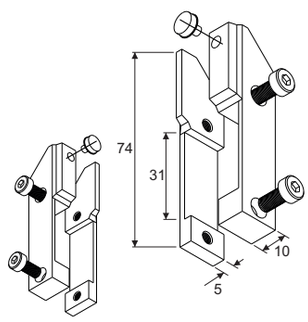

Stopper destro (PRS04G) e sinistro (PRS05G) per sistema PRS
Realizzati in fusione di acciaio inox Aisi 304

Right (PRS04G) or left (PRS05G) stops for PRS system
Diecast Aisi 304 stainless steel manufacturing



Catalogo def.indd 291 13/08/20 21:27

PRS08MG



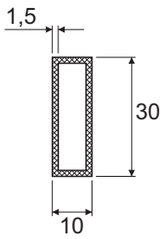

Rotaia a sezione rettangolare per sistema PRS
Realizzata in acciaio inox Aisi 304
Lunghezza delle barre mm 2000-3000-4000-6000

Rectangular track for PRS system
Aisi 304 stainless steel manufacturing
Bar lenght: 2000-3000-4000-6000 mm



PRSTG



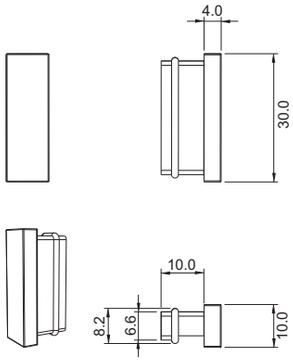

Terminale a pressione per rotaia PRS08MG
Realizzata in fusione di acciaio inox Aisi 304

Pressure end plug for PRS08MG track
Diecast Aisi 304 stainless steel manufacturing



PR07G



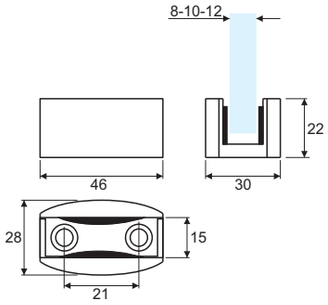

Guida a pavimento smontabile e regolabile
Realizzata in fusione di acciaio inox Aisi 304

Dismountable and adjustable floor guide
Diecast Aisi 304 stainless steel manufacturing



PR07AG



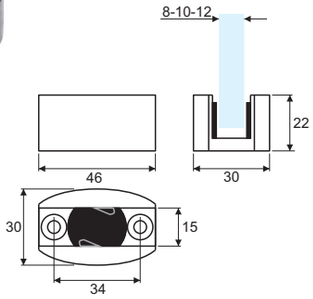

Guida a pavimento regolabile
Realizzata in fusione di acciaio inox Aisi 304

Adjustable floor guide
Diecast Aisi 304 stainless steel manufacturing



Catalogo def.indd 292 13/08/20 21:27

RS SYSTEM

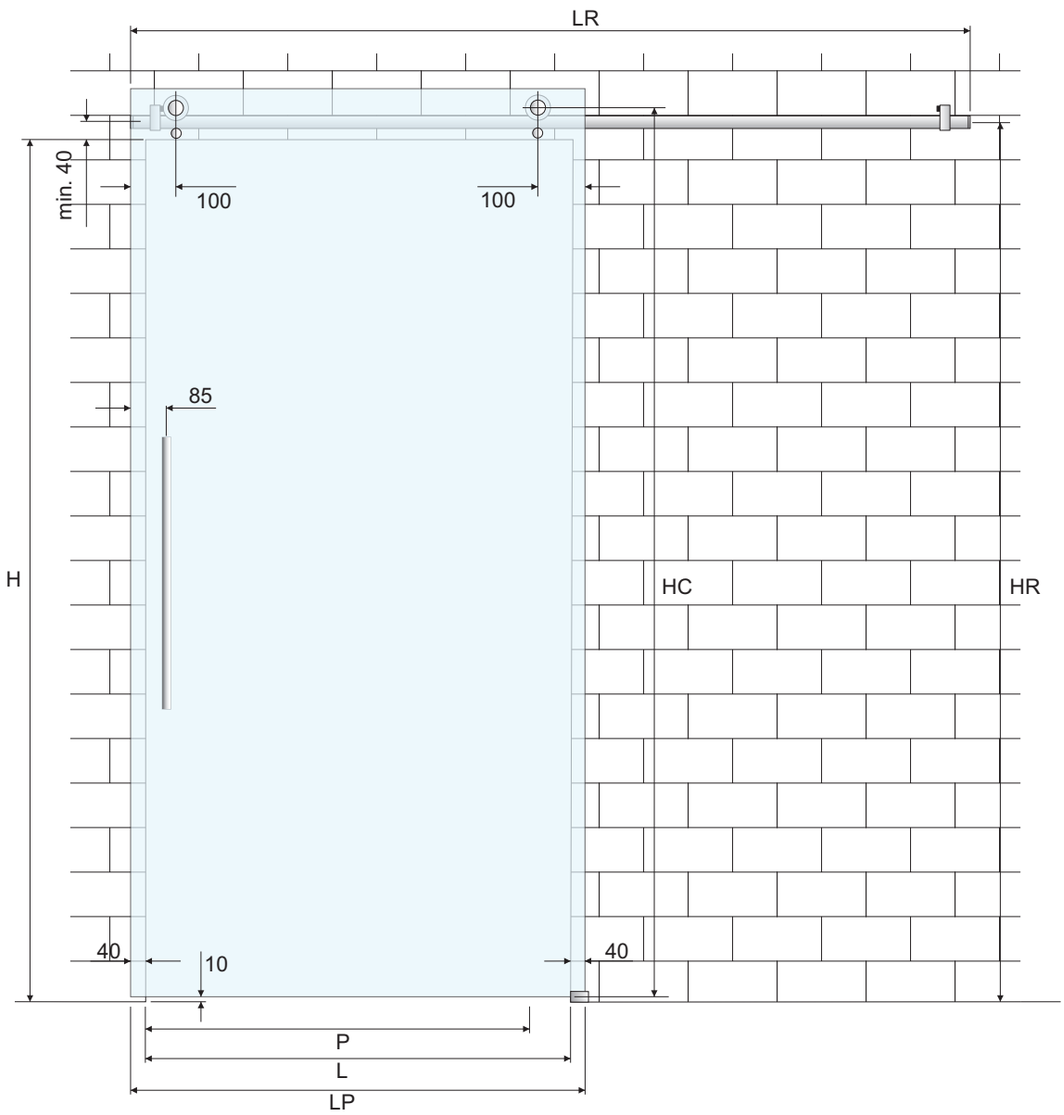

Dimensionamento della porta e del binario RS system, fissaggio a muro, anta singola	Door and track sizing for RS system, wall fixing single door
Lunghezza rotaia (LR) = (L * 2) - 10 mm	Track lenght (LR) = (L * 2) - 10 mm
Altezza della rotaia (HR) = H + 40 mm o maggiore	Track height (HR) = H + 40 mm or higher
Larghezza porta (LP) = L + 80 mm	Door width (LP) = L + 80 mm
Altezza della porta ai carrelli (HC) = (HR - 10 mm) + 33 mm	Door height to the rollers (HC) = (HR - 10 mm) + 33 mm
Misura del passaggio (P) = L - 130 mm	Passage width (P) = L - 130 mm

Catalogo def.indd 293 13/08/20 21:27

RS SYSTEM

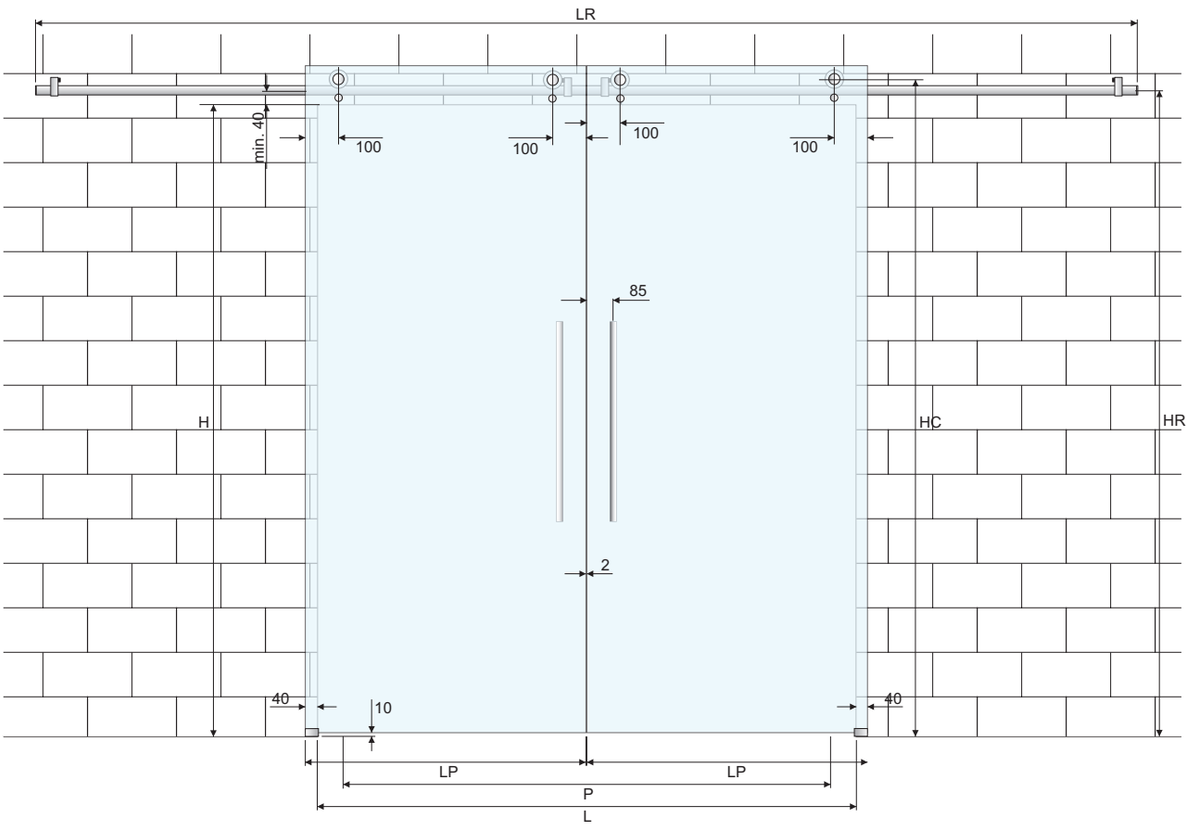

Dimensionamento della porta e del binario RS system, fissaggio a muro, anta doppia	**Door and track sizing for RS system, wall fixing, double door**
Lunghezza rotaia (LR) = (L * 2) - 180 mm	Track lenght (LR) = (L * 2) - 180 mm
Altezza della rotaia (HR) = H + 40 mm o maggiore	Track height (HR) = H + 40 mm or higher
Larghezza porte (LP) = L / 2 + 40 mm	Doors width (LP) = L / 2 + 40 mm
Altezza della porta ai carrelli (HC) = (HR - 10 mm) + 33 mm	Door height to the rollers (HC) = (HR - 10 mm) + 33 mm
Misura del passaggio (P) = L - 260 mm	Passage width (P) = L - 260 mm

Catalogo def.indd 294 13/08/20 21:27



Catalogo def.indd 295 13/08/20 21:27

PR1G SYSTEM

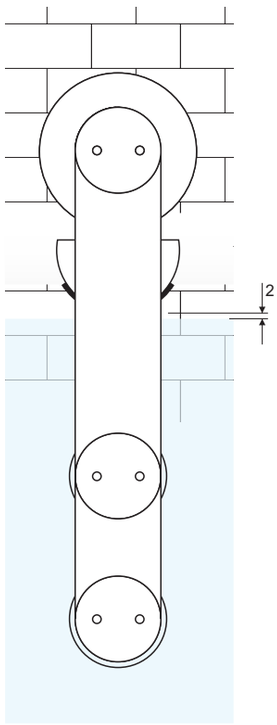

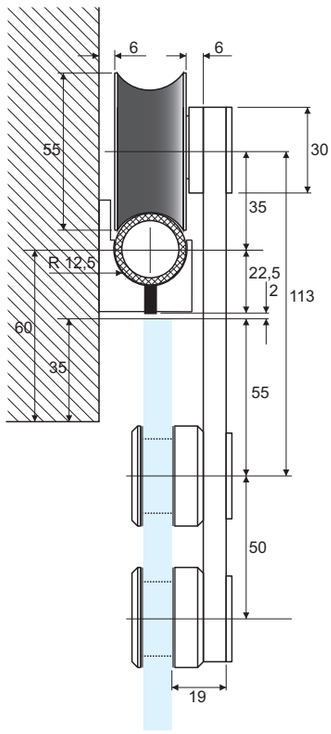

PR01MKG	
Kit anta singola con fissaggio a muro	Wall fixing single door set
Carrelli PR01G n. 2 pz	PR01G rollers 2 pcs
Fissaggi muro PR02G n. 5 pz	PR02G wall fixing 5 pcs
Stop destro PR04G n. 1 pz	PR04G right stop 1 pc
Stop sinistro PR05G n. 1 pz	PR05G left stop 1 pc
Tappi estremità binario PR06G n. 2 pz	PR06G track end plugs 2 pcs
Guida a pavimento PR07G n. 1 pz	PR07G floor guide 1 pc
Esclusa rotaia PR08MG venduta al metro	Extra PR08MG track sold by the meter

Sistema tecnico a vista per porte scorrevoli
Fissaggio a parete, a vetro o a soffitto
Movimento silenzioso su cuscinetti a sfera
Ampia regolazione in altezza sui carrelli
Facile installazione: si monta operando solo dall'esterno
Realizzato completamente in acciaio inox Aisi 304
Lunghezza delle barre cm 200-300-400-600
Disponibile in kit o componenti separati

At sight technical sliding glass doors system
Wall, glass and ceiling fixing
Silent ball bearing rollers
Wide height adjustement
Easy installation for one man job
Full Aisi 304 stainless steel manufacturing
Bar lenght: 200-300-400-600 cm
Complete sets or separate components available





Catalogo definitivo 296
13/08/20 21:27

PR1G SYSTEM

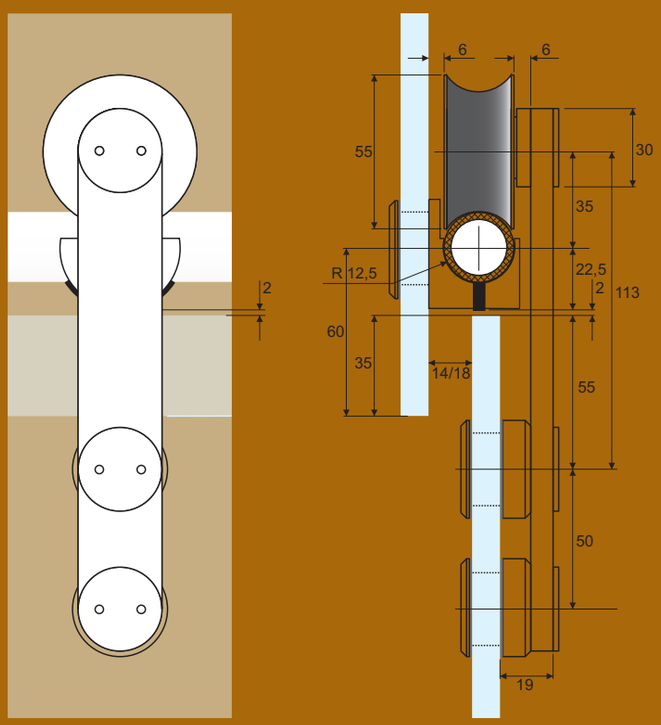

R01VK	
Kit anta singola con fissaggio a vetro	Glass fixing single door set
Carrelli PR01G n. 2 ppz	PR01G rollers 2 pcs
Fissaggi vetro PR03G n. 5 pz	PR03G glass fixing 5 pcs
Stop destro PR04G n. 1 pz	PR04G right stop 1 pc
Stop sinistro PR05G n. 1 pz	PR05G left stop 1 pc
Tappi estremità binario PR06G n. 2 pz	PR06G track end plugs 2 pcs
Guida a pavimento PR07G n. 1 pz	PR07G floor guide 1 pc
Esclusa rotaia PR08MG venduta al metro	Extra PR08MG track sold by the meter

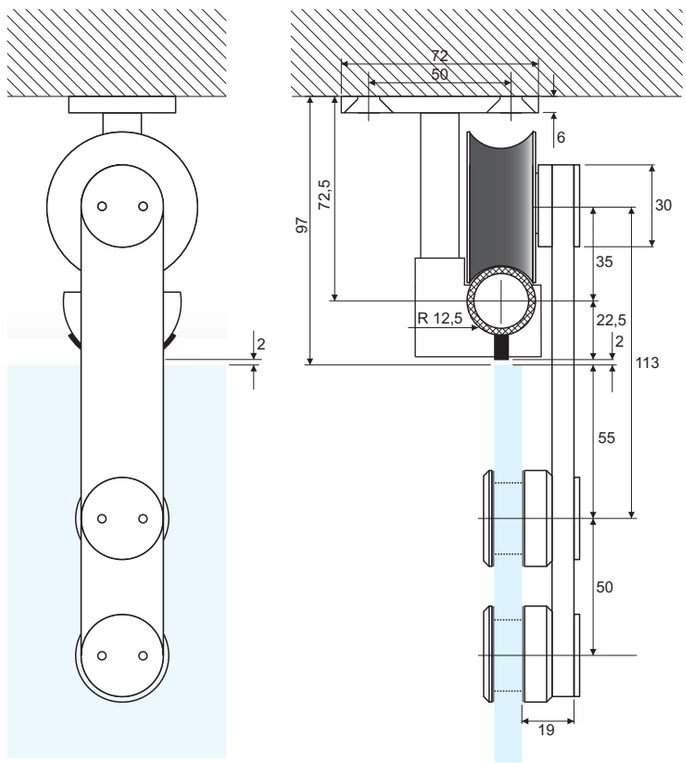

R01SK	
Kit anta singola con fissaggio a soffitto	Ceiling fixing single door set
Carrelli PR01G n. 2 pz	PR01G rollers 2 pcs
Fissaggi soffitto PR28SG n. 5 pz	PR28SG ceiling supports 5 pcs
Stop destro PR04G n. 1 pz	PR04G right stop 1 pc
Stop sinistro PR05G n. 1 pz	PR05G left stop 1 pc
Tappi estremità binario PR06G n. 2 pz	PR06G track end plugs 2 pcs
Guida a pavimento R07 n. 1 pz	PR07G floor guide 1 pc
Esclusa rotaia PR08MG venduta al metro	Extra PR08MG track sold by the meter

Catalogo def.indd 297 13/08/20 21:27

PR1G SYTEM

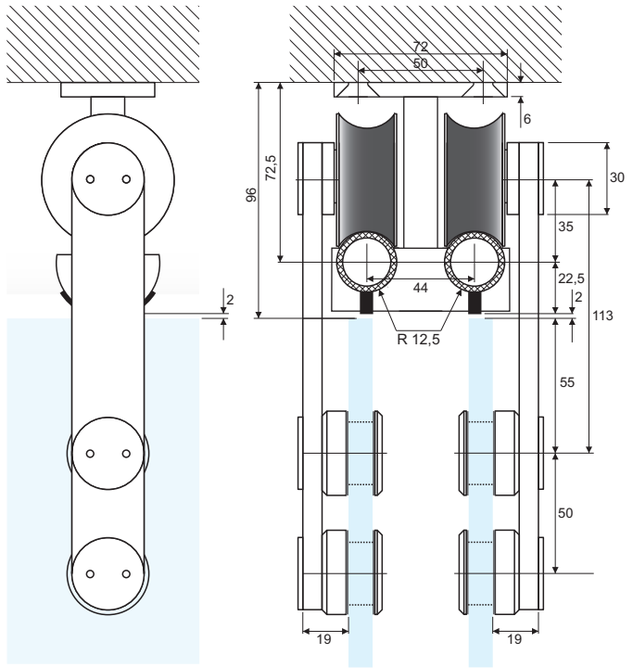

R01S2K	
Kit anta doppia con fissaggio a soffitto	Ceiling fixing double door set
Carrelli PR01G n. 4 pz	R01G rollers 4 pcs
Fissaggi a soffitto PR28DG n. 5 pz	PR28DG ceiling fixing 5 pcs
Stop destro PR04G n. 2 pz	PR04G right stop 2 pcs
Stop sinistro PR05G n. 2 pz	PR05G left stop 2 pcs
Tappi estremità binario PR06G n. 4 pz	PR06G track end plugs 4 pcs
Guida a pavimento PR07G n. 2 pz	PR07G floor guide 2 pcs
Rotaia PR08MG venduta a parte al	PR08MG track sold extra by the meter

PR01G SYTEM



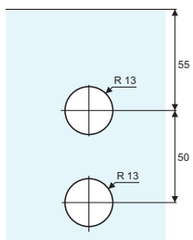

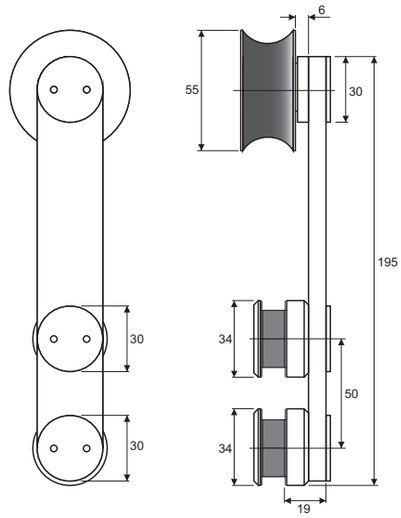

Carrello per sistema PR1
Movimento silenzioso su cuscinetti a sfera
Regolazione in altezza sui carrelli ± 5 mm
Facile installazione: si monta operando solo dall'esterno
Realizzato in acciaio inox Aisi 304

PR1 system carriage
Silent ball bearing rolling
± 5 mm height adjustement
Easy installation for one man job
Aisi 304 stainless steel manufacturing



Catalogo def.indd 298 13/08/20 21:27

PR02G

Sostegno a muro con funzione anti-scarrucolamento per sistema PR1
Realizzato in fusione di acciaio inox Aisi 304

Wall fixing track support with anti-lift function for PR1 system
Diecast Aisi 304 stainless steel manufacturing



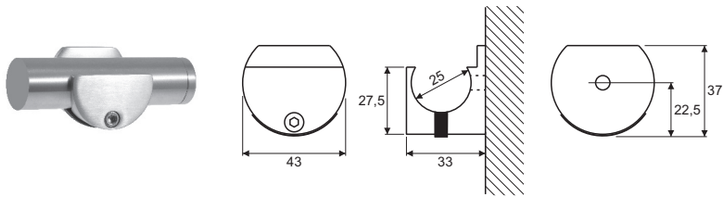

PR03G

Sostegno a vetro con funzione anti-scarrucolamento per sistema PR1
Realizzato in fusione di acciaio inox Aisi 304

Glass fixing track support with anti-lift function for PR1 system
Diecast Aisi 304 stainless steel manufacturing



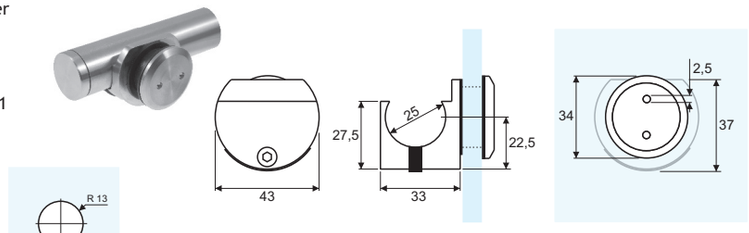

PR04G

Stopper destro per sistema PR1
Realizzato in fusione di acciaio inox Aisi 304

Right stop for PR1 system
Diecast Aisi 304 stainless steel manufacturing



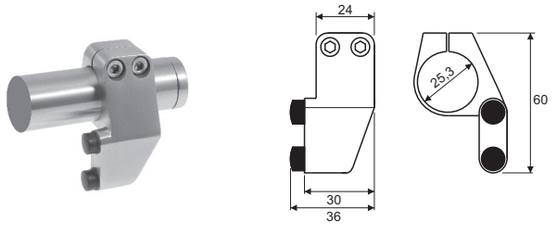

PR05G

Stopper sinistro per sistema PR1
Realizzato in fusione di acciaio inox Aisi 304

Left stop for PR1 system
Diecast Aisi 304 stainless steel manufacturing



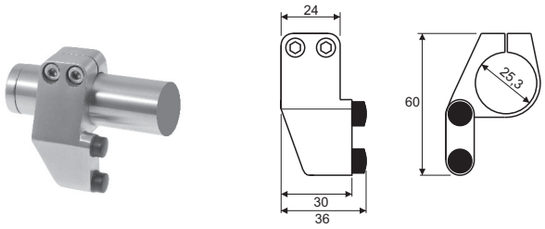

Catalogo def.indd 299 13/08/20 21:27

PR06G

Terminale a pressione per rotaia tubolare PR08MG
Realizzato in acciaio inox Aisi 304

Pressure end plug for PR08MG tubular track
Aisi 304 stainless steel manufacturing





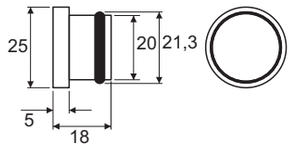

PR06JG

Innesto di congiunzione a pressione per rotaia tubolare PR08MG
Realizzato in acciaio inox Aisi 304

Pressure joint inset for PR08MG tubular track
Aisi 304 stainless steel manufacturing





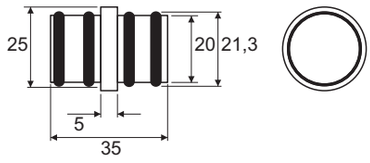

PR07G

Guida a pavimento smontabile e regolabile
Realizzata in fusione di acciaio inox Aisi 304

Dismountable and adjustable floor guide
Diecast Aisi 304 stainless steel manufacturing





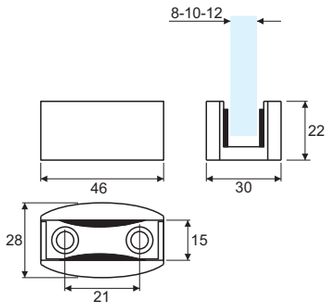

PR08MG

Rotaia tubolare per sistema PR1
Realizzata in acciaio inox Aisi 304
Lunghezza delle barre cm 200-300-400-600

Tubular track for PR1 system
Aisi 304 stainless steel manufacturing
Bar lenght: 200-300-400-600 cm





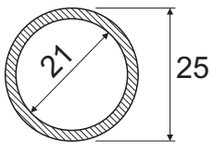

Catalogo definitivo 300
13/08/20 21:27

PR28SG



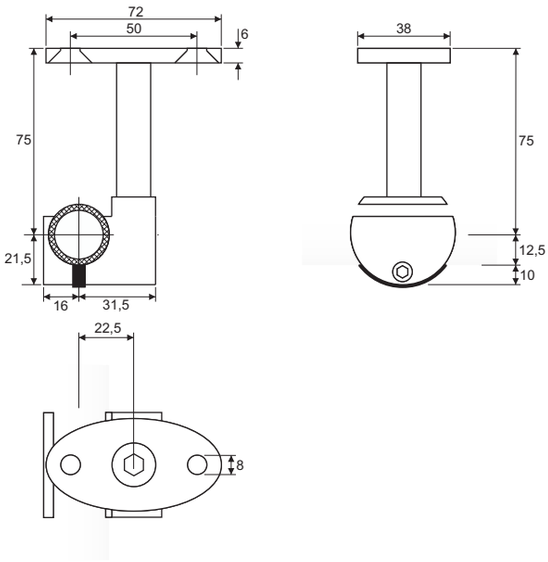

Supporto a soffitto per rotaia singola per sistema scorrevole PR1
Da utilizzarsi esclusivamente con carrelli PR01G
Realizzato in fusione di acciaio inox Aisi 304

Ceiling fixing arm for single track for PR1 system
Use with PR01G carriage only
Diecast Aisi 304 stainless steel manufacturing

SSS

PR28DG



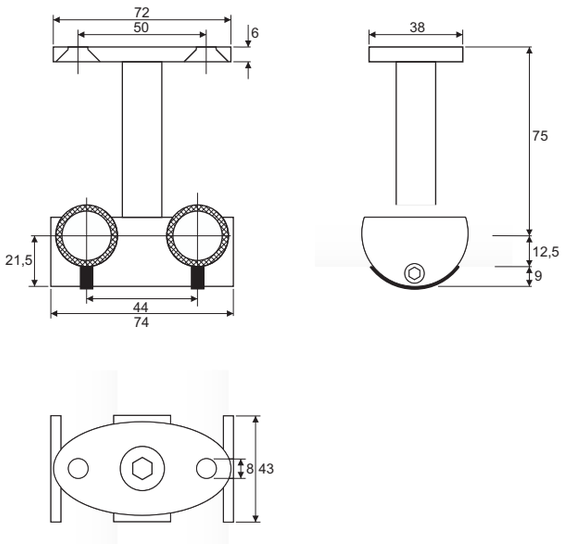

Supporto a soffitto per rotaie doppie per sistema scorrevole PR1
Da utilizzarsi esclusivamente con carrelli PR01G
Realizzato in fusione di acciaio inox Aisi 304

Ceiling fixing arm for twin tracks for PR1 system
Use with PR01G carriage only
Diecast Aisi 304 stainless steel manufacturing

SSS

Catalogo def.indd 301 13/08/20 21:27

PR29G



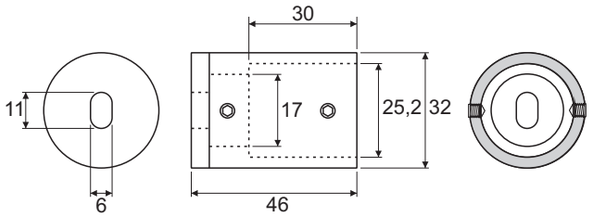

Terminale di fissaggio a muro per rotaia tubulare PR08MG
Realizzata in fusione di acciaio inox Aisi 304

Track end wall fixing for PR08MG tubular track
Diecast Aisi 304 stainless steel manufacturing





PAS03RG



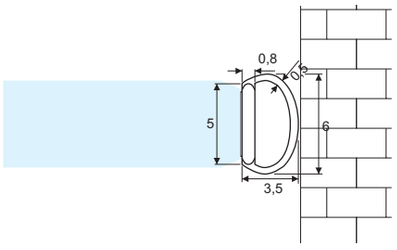

Guarnizione a palloncino adesiva
Utilizzabile per porte scorrevoli a singola e doppia anta
Speciale elastomero termoplastico ad alta resistenza anti-UV e anti-invecchiamento
Venduta al metro lineare

Adhesive ball seal
For single and double sliding doors
Special high resistance anti-aging anti-UV thermoplastic elastomer
Sold by the meter

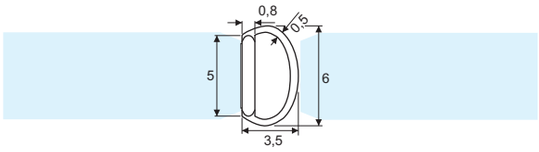

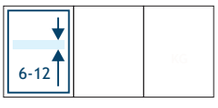

Catalogo definitivo 302 13/08/20 21:27

PR1G SYSTEM

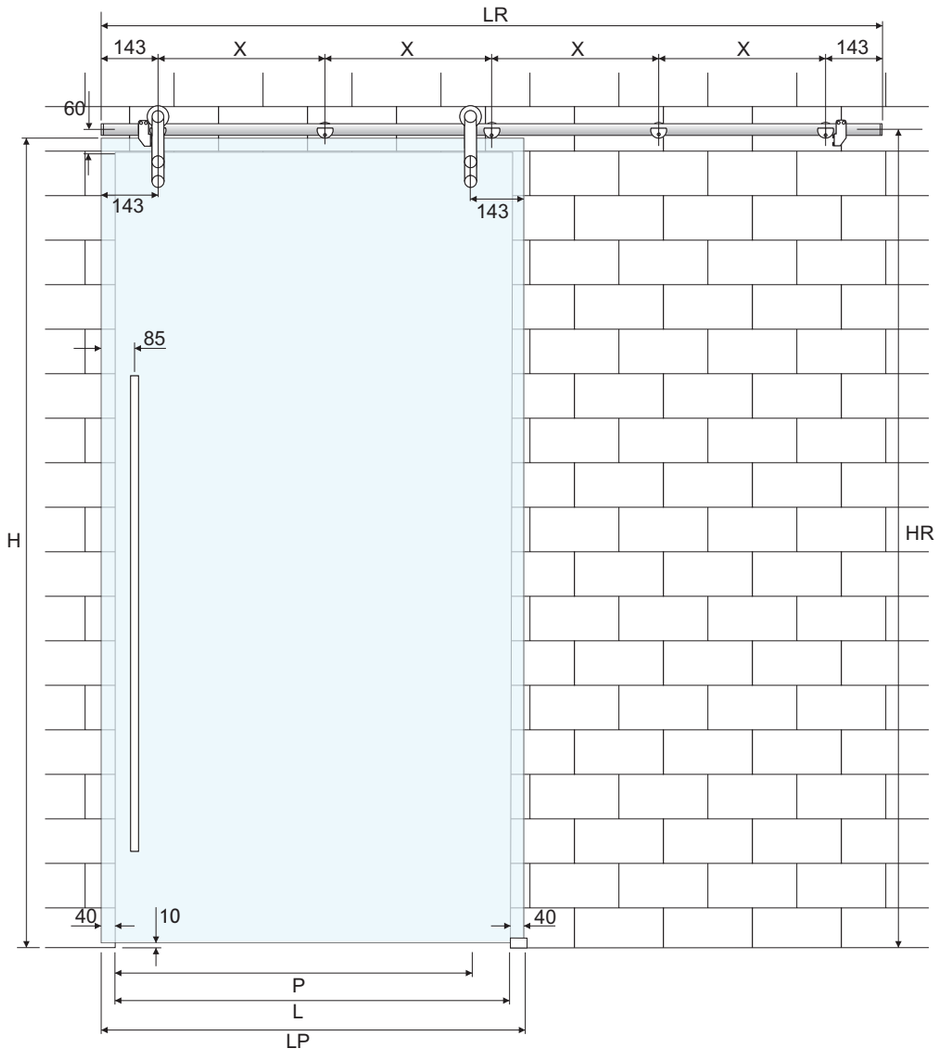

Dimensionamento della porta e del binario tutte le versioni (PR01MKG, PR01VKG, PR01SKG, PR01S2KG), anta singola	Door and track sizing all versions (PR01MKG, PR01VKG, PR01SKG, PR01S2KG), single door
Larghezza porta (LP) = L + 80 mm	Door width (LP) = L + 80 mm
Misura X: (L - 148 mm) / 2	X measurement: (L - 148 mm) / 2
Misura del passaggio (P) = L - 130 mm	Passage width (P) = L - 130 mm
Lunghezza rotaia (LR) = 4 * X + 286 mm	Track lenght (LR) = 4 * X + 286 mm
Altezza della porta = HR - 25 mm - 10 mm	Door height = HR - 25 mm - 10 mm

Catalogo def.indd 303 13/08/20 21:27

PR1G SYSTEM

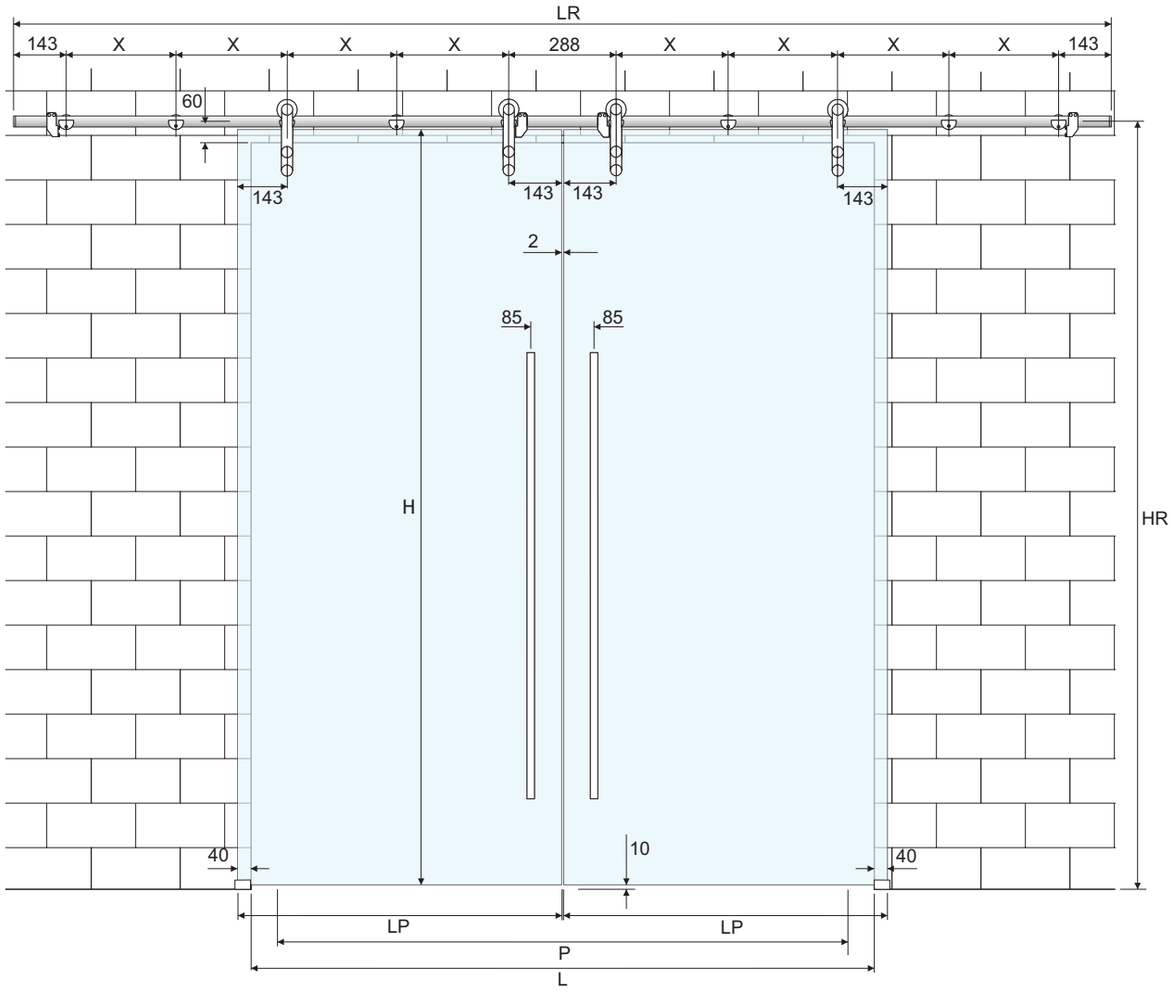

Dimensionamento della porta e del binario tutte le versioni (PR01MKG, PR01VKG, PR01SKG, PR01S2KG), anta doppia	Door and track sizing all versions (PR01MKG, PR01VKG, PR01SKG, PR01S2KG), double doors
Larghezza delle porte (LP) = L/2 + 40 mm	Doors width (LP) = L/2 + 40 mm
Lunghezza rotaia (LR) = (L * 2) - 180 mm	Track lenght (LR) = (L * 2) - 180 mm
Misura X: (LR - 574 mm) / 8	X measurement: (LR - 574 mm) / 8
Misura del passaggio (P) = L - 260 mm	Passage width (P) = L - 260 mm
Altezza della porta = HR - 25 mm - 10 mm	Door height = HR - 25 mm - 10 mm

Catalogo def.indd 304 13/08/20 21:27

PR10G SYSTEM

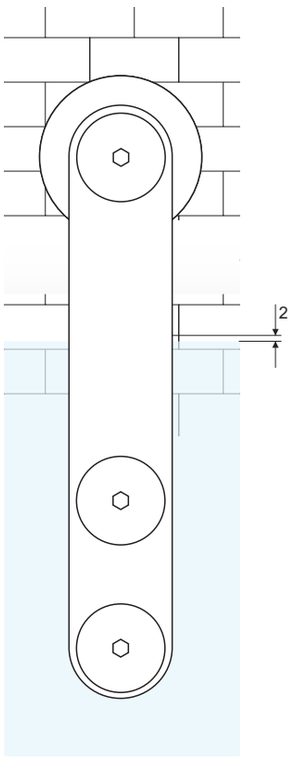

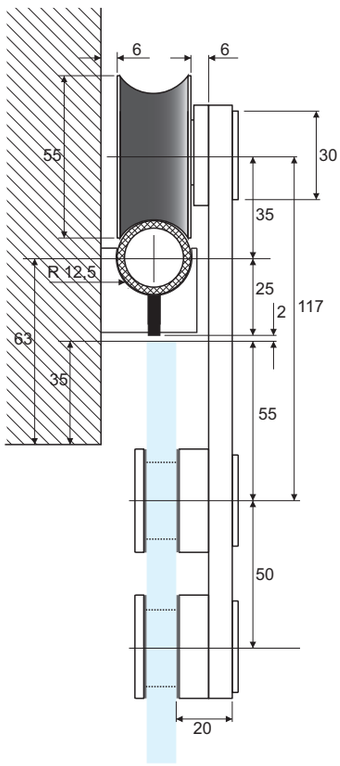

PR10MKG	
Kit anta singola con fissaggio a muro	Wall fixing single door set
Carrelli PR11G n. 2 pz	PR11G rollers 2 pcs
Fissaggi muro PR12G n. 5 pz	PR12G wall fixing 5 pcs
Stop destro PR14G n. 1 pz	PR14G right stop 1 pc
Stop sinistro PR15G n. 1 pz	PR15G left stop 1 pc
Tappi estremità binario PR16G n. 2 pz	PR16G track end plugs 2 pcs
Guida a pavimento PR17G n. 1 pz	PR17G floor guide 1 pc
Esclusa rotaia PR18G	Extra PR18G track

Sistema tecnico a vista per porte scorrevoli
Fissaggio a parete e a vetro
Movimento silenzioso su cuscinetti a sfera
Ampia regolazione in altezza sui carrelli
Facile installazione: si monta operando solo dall'esterno
Realizzato completamente in lega di alluminio 6063-T6
Lunghezza delle barre cm 300
Disponibile in kit completi

At sight technical sliding glass doors system
Wall and glass fixing sliding doors achievable
Silent ball bearing rollers
Wide height adjustement
Easy installation for one man job
Full 6063-T6 aluminium alloy manufacturing
Bar lenght: 300 cm
Complete sets available





Catalogo def.indd 305 13/08/20 21:27

PR10G SYSTEM

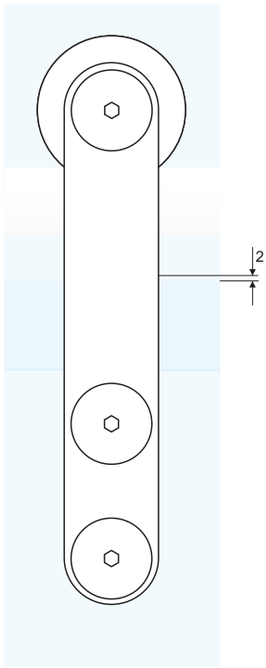

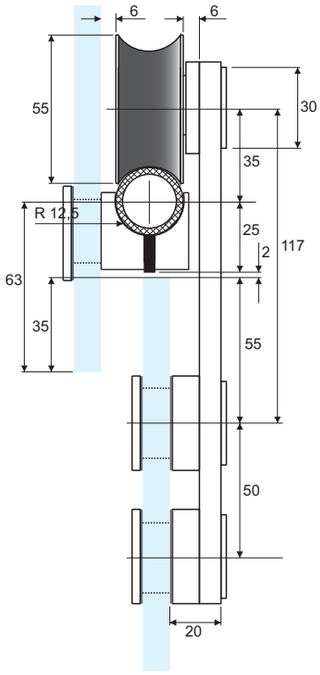

PR10VKG	
Kit anta singola con fissaggio a vetro	Glass fixing single door set
Carrelli PR11G n. 2 pz	PR11G rollers 2 pcs
Fissaggi a vetro PR13G n. 5 pz	PR13G glass fixing 5 pcs
Stop destro PR14G n. 1 pz	PR14G right stop 1 pc
Stop sinistro PR15G n. 1 pz	PR15G left stop 1 pc
Tappi estremità binario PR16G n. 2 pz	PR16G track end plugs 2 pcs
Guida a pavimento PR17G n. 1 pz	PR17G floor guide 1 pc
Esclusa rotaia PR18G	Extra PR18G track

PR11G



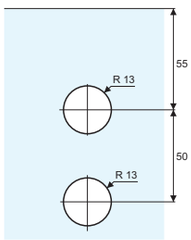

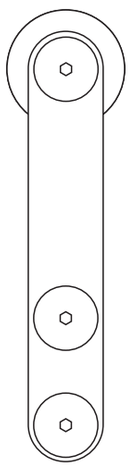

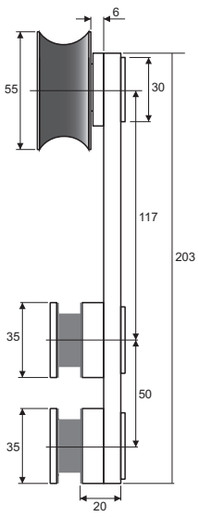

Carrello per sistema PR10G
Movimento silenzioso su cuscinetti a sfera
Regolazione in altezza sui carrelli ± 5 mm
Facile installazione: si monta operando solo dall'esterno
Realizzato in lega di alluminio 6063-T6

PR10G syestm carriage
Silent ball bearing rolling
± 5 mm height adjustement
Easy installation for one man job
6063-T6 aluminium alloy manufacturing



Catalogo definitivo 306 13/03/20 21:27

PR12G

Sostegno a muro con funzione anti-scarrucolamento per sistema PR10G
Realizzato in lega di alluminio 6063-T6

Wall fixing track support with anti-lift function for PR10G system
6063-T6 aluminium alloy manufacturing





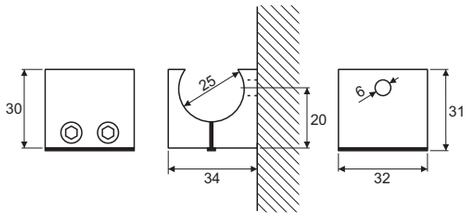

PR13G

Sostegno a vetro con funzione anti-scarrucolamento per sistema PR10G
Realizzato in lega di alluminio 6063-T6

Glass fixing track support with anti-lift function for PR10G system
6063-T6 aluminium alloy manufacturing





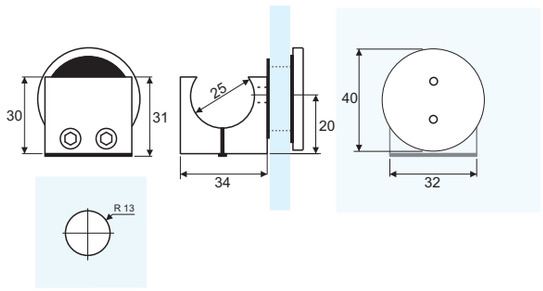

PR14G

Stopper destro per sistema PR10G
Realizzato in lega di alluminio 6063-T6

Right stop for PR10G system
6063-T6 aluminium alloy manufacturing





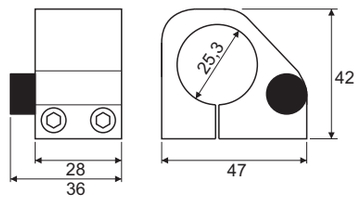

PR15G

Stopper sinistro per sistema PR10G
Realizzato in lega di alluminio 6063-T6

Left stop for PR10G system
6063-T6 aluminium alloy manufacturing





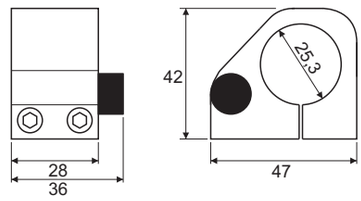

Catalogo def.indd 307 13/08/20 21:28

PR16G

Terminale a pressione per rotaia tubolare PR18G
Realizzato in lega di alluminio 6063-T6

Pressure end plug for PR18G tubular track
6063-T6 aluminium alloy manufacturing





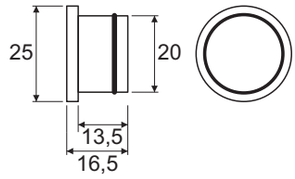

PR16JG

Innesto di congiunzione a pressione per rotaia tubolare PR18G
Realizzato in lega di alluminio 6063-T6

Pressure joint inset for PR18G tubular track
6063-T6 aluminium alloy manufacturing





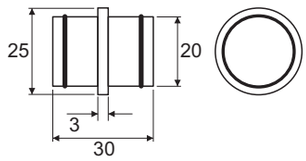

PR17G

Guida a pavimento regolabile
Realizzata in lega di alluminio 6063-T6

Adjustable floor guide
6063-T6 aluminium alloy manufacturing





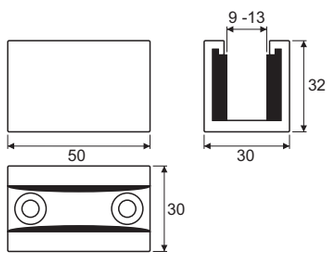

PR18G

Rotaia tubolare per sistema PR10G
Realizzata in lega di alluminio serie 6000
Lunghezza delle barre 300 cm

Tubular track for PR10G system
6000 series aluminium alloy manufacturing
Bar lenght: 300 cm





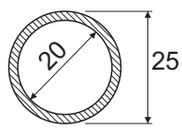

Catalogo def.indd 308 13/08/20 21:28

PR10G SYSTEM

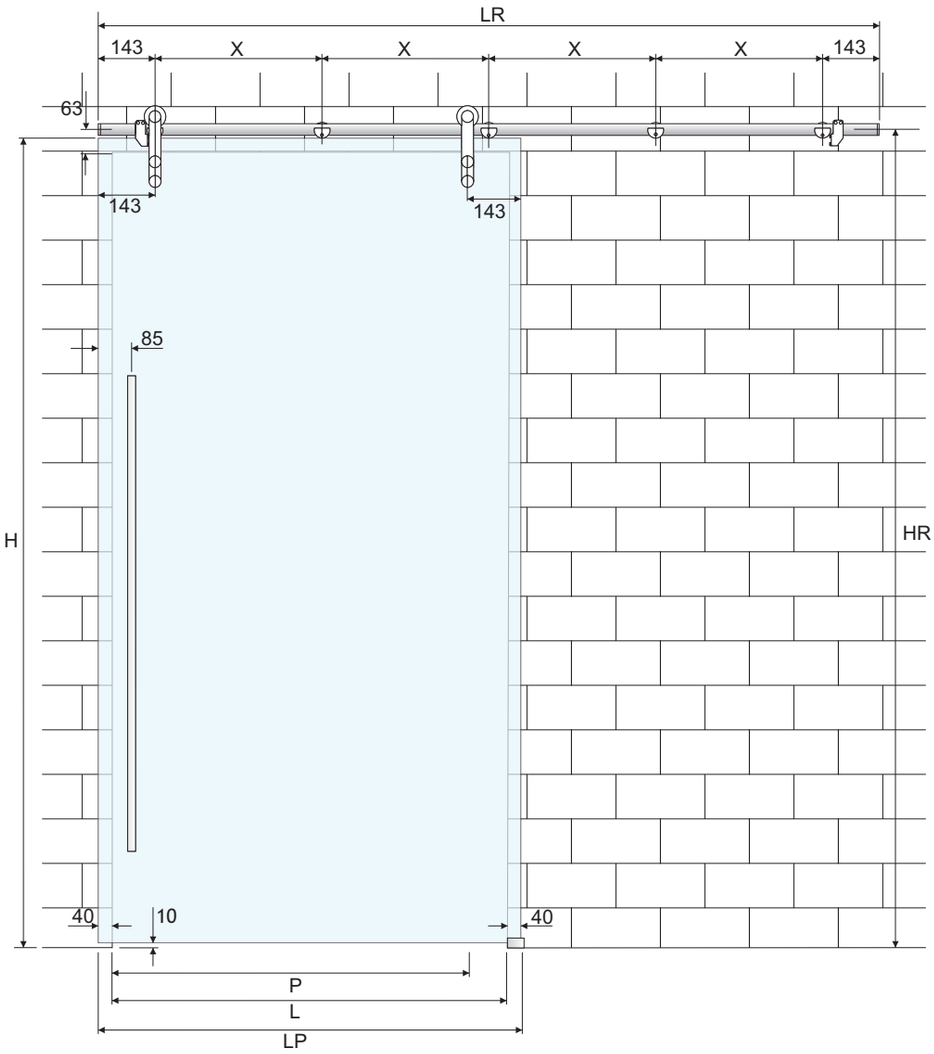

Dimensionamento della porta e del binario tutte le versioni (PR10MKG, PR10VKG), anta singola	Door and track sizing all versions (PR10MKG, PR10VKG), single door
Larghezza porta (LP) = L + 80 mm	Door width (LP) = L + 80 mm
Misura X: (L - 148 mm) / 2	X measurement: (L - 148 mm) / 2
Misura del passaggio (P) = L - 130 mm	Passage width (P) = L - 130 mm
Lunghezza rotaia (LR) = 4 * X + 286 mm	Track lenght (LR) = 4 * X + 286 mm
Altezza della porta = HR - 27 mm - 10 mm	Door height = HR - 27 mm - 10 mm

Catalogo def.indd 309 13/08/20 21:28

PR10G SYSTEM

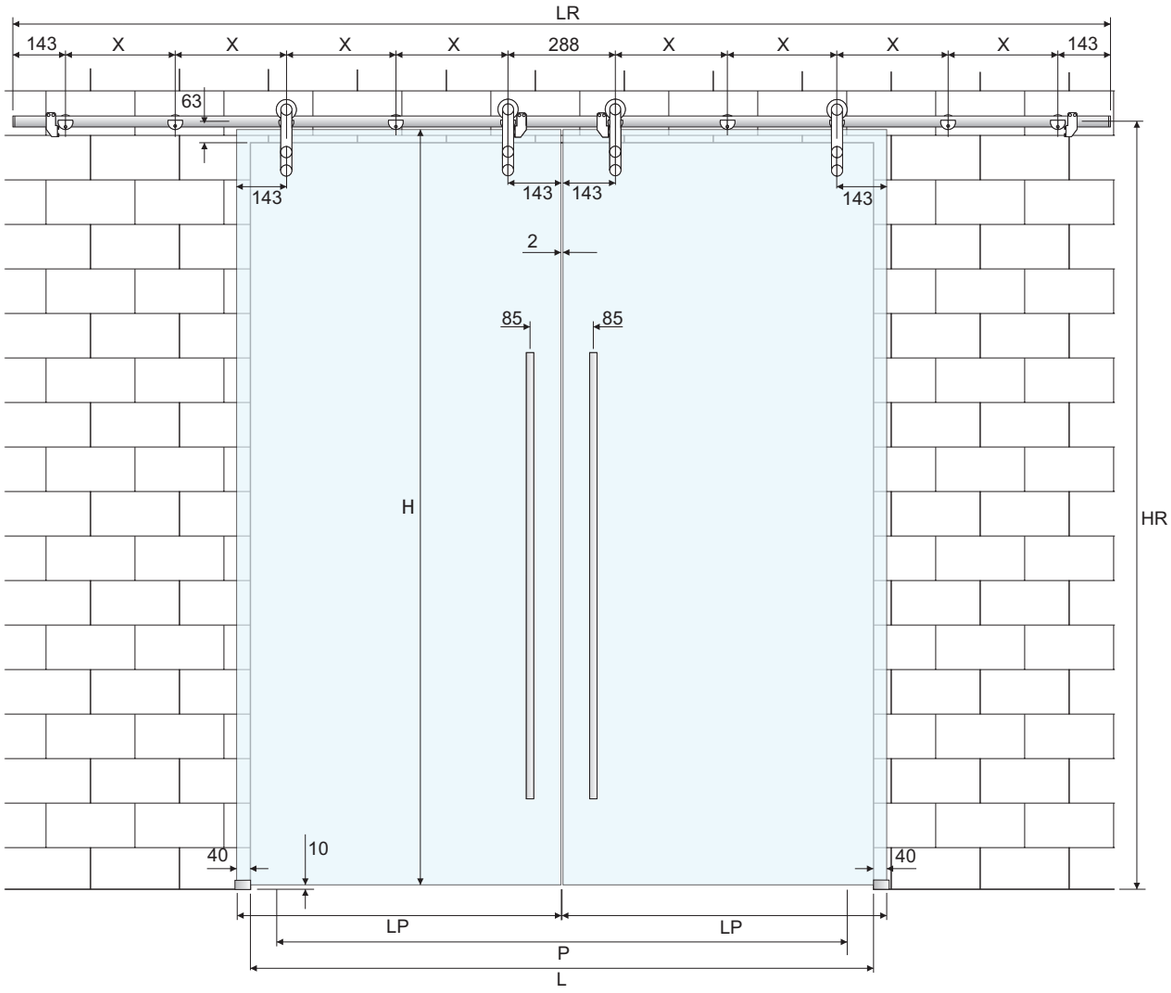

Dimensionamento della porta e del binario tutte le versioni (PR10MKPG, R10VKG), anta doppia	**Door and track sizing all versions (PR10MKG, PR10VKG), double doors**
Larghezza delle porte (LP) = L/2 + 40 mm	Doors width (LP) = L/2 + 40 mm
Lunghezza rotaia (LR) = (L * 2) - 180 mm	Track lenght (LR) = (L * 2) - 180 mm
Misura X: (LR - 574 mm) / 8	X measurement: (LR - 574 mm) / 8
Misura del passaggio (P) = L - 260 mm	Passage width (P) = L - 260 mm
Altezza della porta = HR - 27 mm - 10 mm	Door height = HR - 27 mm - 10 mm

Catalogo def.indd 310 13/08/20 21:28

PR100G SYSTEM

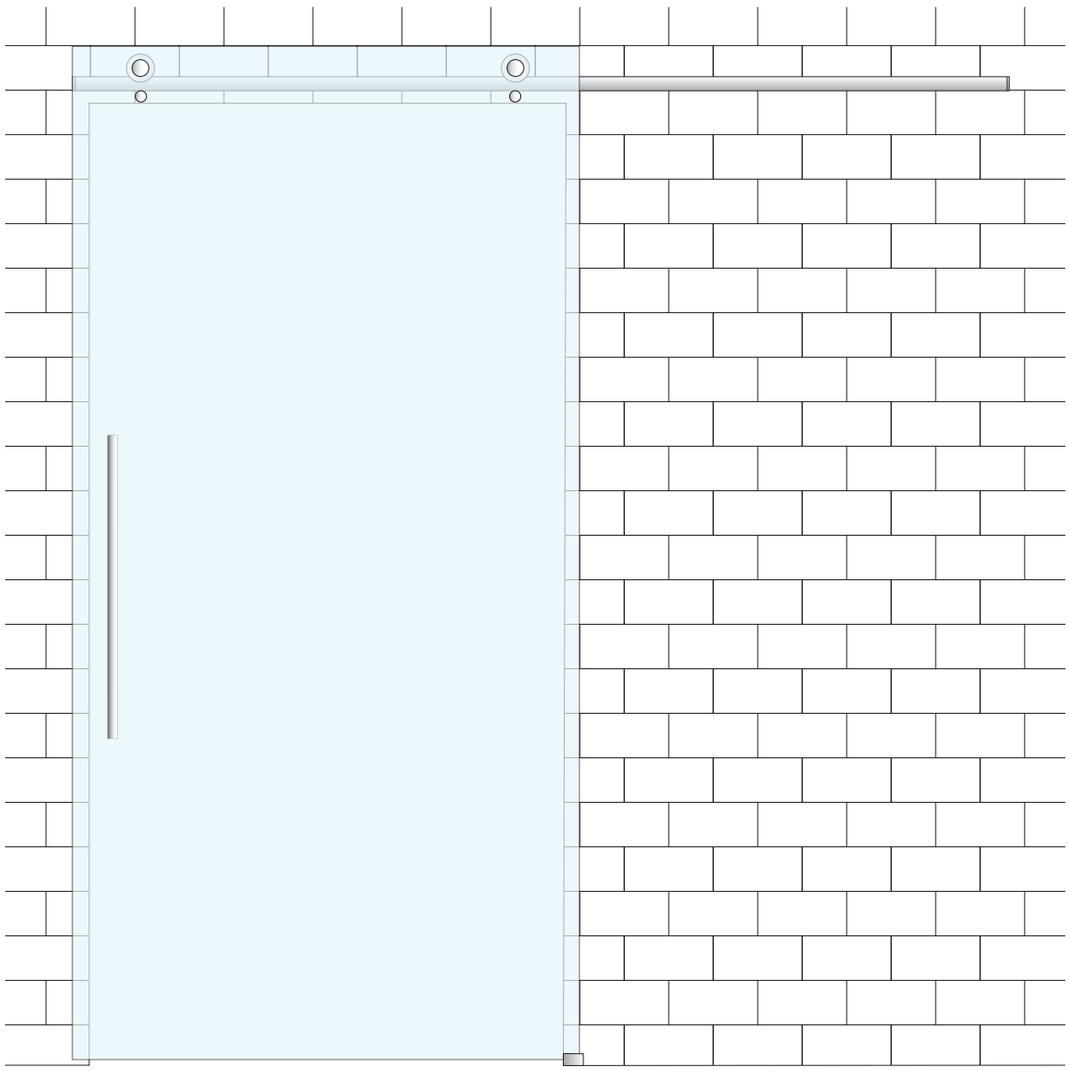

Sistema tecnico a vista per porte scorrevoli
Fissaggio a parete, a vetro o a soffitto
Movimento silenzioso su cuscinetti a sfera
Regolazione in altezza dei carrelli
Realizzato completamente in acciaio inox Aisi 304
Lunghezza delle barre cm 200-300-400-600
Disponibile in kit scorrimento con componenti e accessori separati

At sight technical sliding glass doors system
Wall, glass and ceiling fixing
Silent ball bearing rollers
Height adjustement
Full Aisi 304 stainless steel manufacturing
Bar lenght: 200-300-400-600 cm
Sliding sets and separate components available



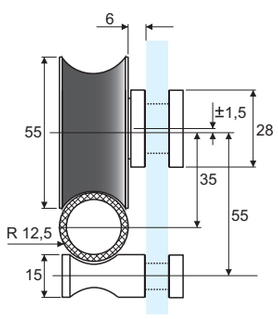



Catalogo def.indd 311 13/08/20 21:28

PR100KG



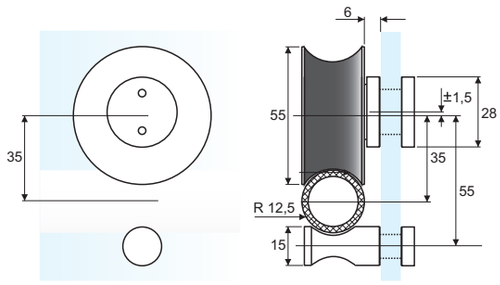

Kit scorrimento per anta singola composto da 2 carrelli PR100G
diametro 55 mm e 2 perni anti-scarrucolamento PR101G
Movimento silenzioso su cuscinetti a sfera
Regolazione eccentrica dei carrelli
Realizzato in acciaio inox Aisi 304

Sliding set for single door consisting of two 55 mm diameter PR100G
rollers and two PR101G anti-lift pins
Silent ball bearing rollers
Height adjustment with eccentric cam
Aisi 304 stainless steel manufacturing

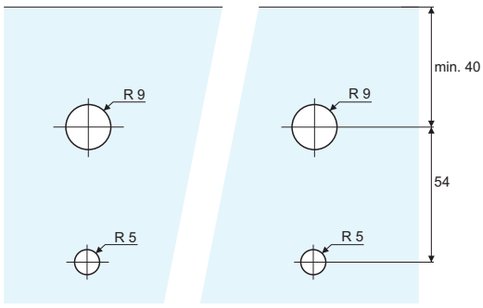



PR100SKG



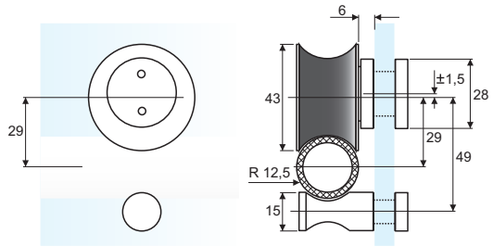

Kit scorrimento per anta singola composto da 2 carrelli PR100G
diametro 43 mm e 2 perni anti-scarrucolamento
Movimento silenzioso su cuscinetti a sfera
Regolazione eccentrica dei carrelli
Realizzato in acciaio inox Aisi 304

Sliding set for single door consisting of two 43 mm diameter GPR100
rollers and two R101 anti-lift pins
Silent ball bearing rollers
Height adjustment with eccentric cam
Aisi 304 stainless steel manufacturing

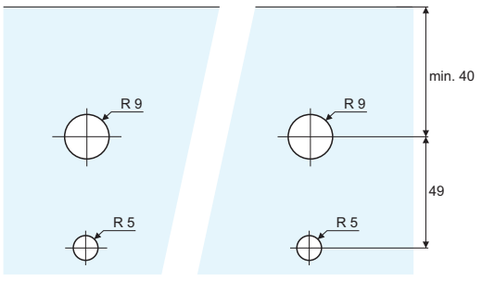



Catalogo def.indd 312 13/08/20 21:28

PR100LKG



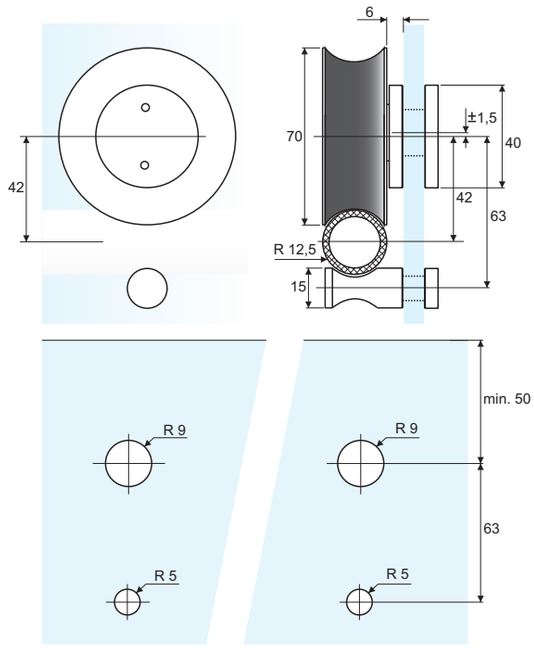

Kit scorrimento per anta singola composto da 2 carrelli PR100G
diametro 70 mm e 2 perni PR101G anti-scarrucolamento
Movimento silenzioso su cuscinetti a sfera
Regolazione eccentrica dei carrelli
Realizzato in acciaio inox Aisi 304

Sliding set for single door consisting of two 70 mm diameter PR100G
rollers and two PR101G anti-lift pins
Silent ball bearing rollers
Height adjustment with eccentric cam
Aisi 304 stainless steel manufacturing



PR100HDKG



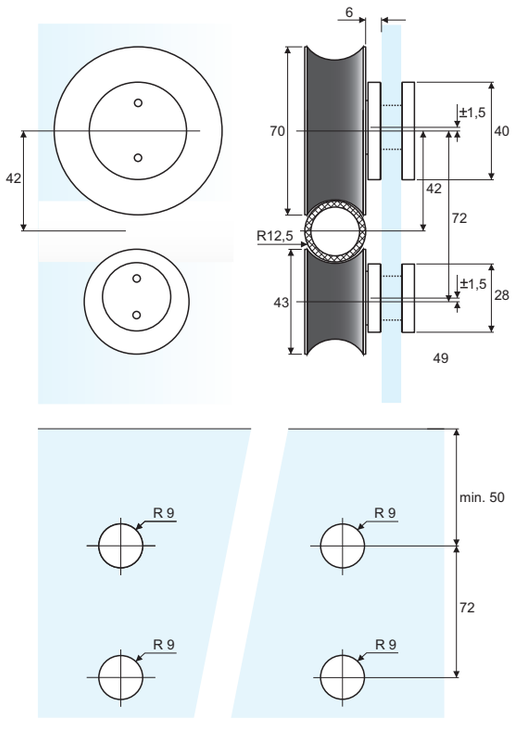

Kit scorrimento per anta singola composto da 2 carrelli PR100G
diametro 70 mm e 2 carrelli PR100G diam 43 mm
Particolarmente adatto a sistemi con fissaggio a soffitto
Movimento silenzioso su cuscinetti a sfera
Regolazione eccentrica dei carrelli
Realizzato in acciaio inox Aisi 304

Sliding set for single door consisting of two 70 mm diameter PR100G
rollers and two 43 mm diam PR100G rollers
Especially suitable for systems with ceiling fixing
Silent ball bearing rollers
Height adjustment with eccentric cam
Aisi 304 stainless steel manufacturing



Catalogo def.indd 313 13/08/20 21:28

PR110KG



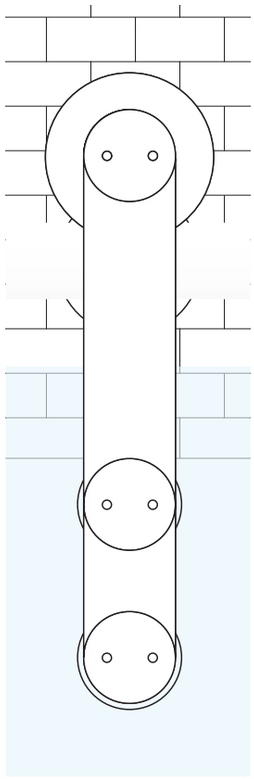

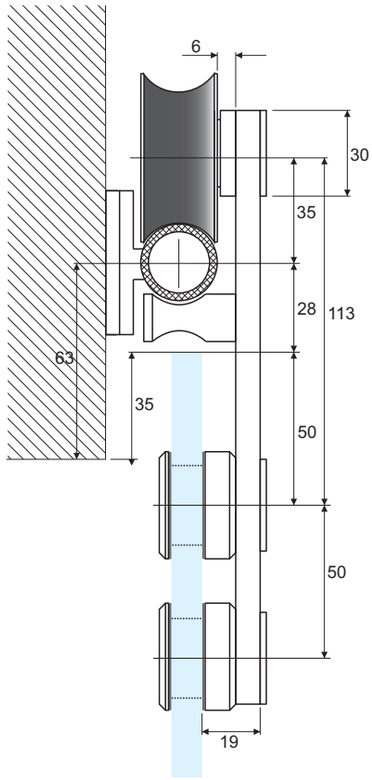

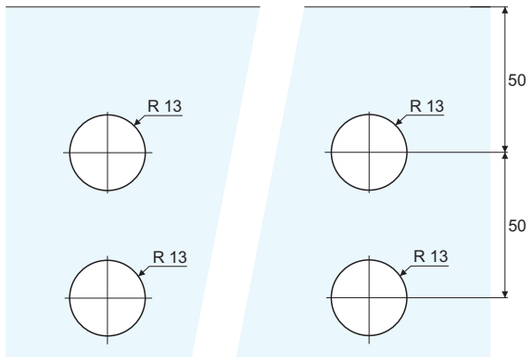

Kit scorrimento per anta singola composto da 2 carrelli PR01AG con perni anti-scarrucolamento
Movimento silenzioso su cuscinetti a sfera
Ampia regolazione in altezza sui carrelli
Realizzato completamente in acciaio inox Aisi 304

Sliding set for single door consisting of 2 PR01AG rollers with anti-lift pins
Silent ball bearing rollers
Wide height adjustment
Full Aisi 304 stainless steel manufacturing



Catalogo definitivo 314 13/08/20 21:28

PR22G

Elemento di fissaggio a muro per rotaia tubolare PR8MG da utilizzarsi con sistemi scorrevoli PR100G e PR110G
Forniti già assemblati alla rotaia tagliata a misura
Si utilizza un fissaggio ogni 500/600 mm a seconda del peso della porta (comunicare all'ordine le dimensioni della porta)
Realizzato in fusione di acciaio inox Aisi 304

Wall fixing fastening element for PR8MG tubular track to use with PR100G and PR110G systems
Supplied pre-assembled with cut to size track
Use one element every 500/600 mm depending on door weight (specify door size in the order)
Diecast Aisi 304 stainless steel manufacturing





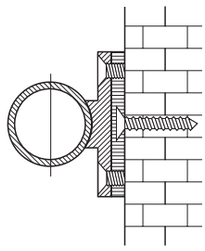

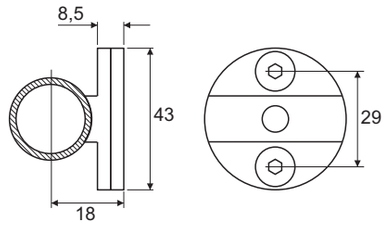

PR23G

Elemento di fissaggio a vetro per rotaia tubolare PR8MG da utilizzarsi con sistemi scorrevoli PR100G e PR110G
Forniti già assemblati alla rotaia tagliata a misura
Si utilizza un fissaggio ogni 500/600 mm a seconda del peso della porta (comunicare all'ordine le dimensioni della porta)
Realizzato in fusione di acciaio inox Aisi 304

Glass fixing fastening element for PR8MG tubolar track
For use with PR100G and PR110G systems
Supplied pre-assembled with cut to size track
Use one element every 500/600 mm depending on door weight (specify door size in the order)
Diecast Aisi 304 stainless steel manufacturing





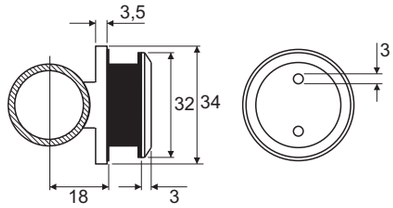

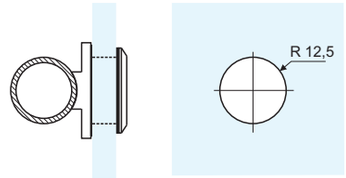

PR24G

Stopper reversibile destra/sinistra per sistemi PR100G
Realizzato in fusione di acciaio inox Aisi 304

Left/right reversible stop for PR100G systems
Diecast Aisi 304 stainless steel manufacturing





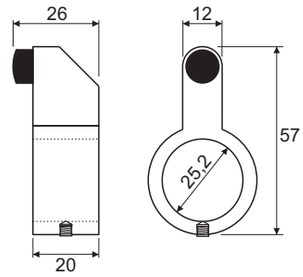

Catalogo def.indd 315 13/08/20 21:28

PR04G

Stopper destro per sistema PR110G
Realizzato in fusione di acciaio inox Aisi 304

Right stop for PR110G system
Diecast Aisi 304 stainless steel manufacturing



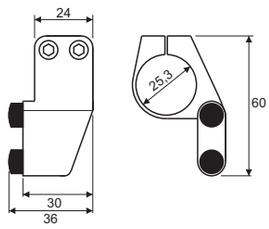

			SSS

PR05G

Stopper sinistro per sistema PR110G
Realizzato in fusione di acciaio inox Aisi 304

Left stop for PR110G system
Diecast Aisi 304 stainless steel manufacturing



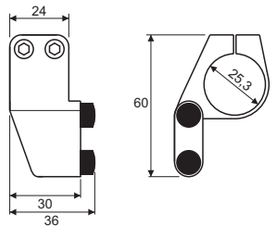

			SSS

PR07G

Terminale a pressione per rotaia tubolare PR08MG
Realizzato in fusione di acciaio inox Aisi 304

Pressure end plug for PR08MG tubular track
Diecast Aisi 304 stainless steel manufacturing



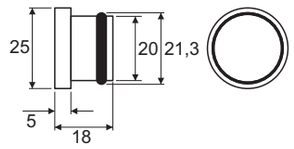

			SSS

PR06JG

Innesto di congiunzione a pressione per rotaia tubolare PR08MG
Realizzato in fusione di acciaio inox Aisi 304

Pressure joint inset for PR08MG tubular track
Diecast Aisi 304 stainless steel manufacturing



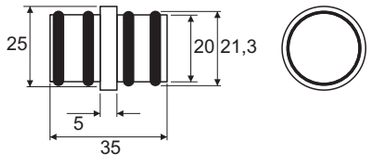

			SSS

Catalogo def.indd 316 13/08/20 21:28

PR07G

Guida a pavimento smontabile e regolabile
Realizzata in fusione di acciaio inox Aisi 304

Dismountable and adjustable floor guide
Diecast Aisi 304 stainless steel manufacturing





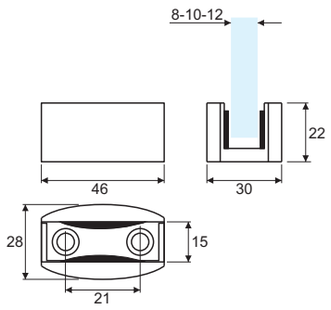

PR07AG

Guida a pavimento regolabile
Realizzata in fusione di acciaio inox Aisi 304

Adjustable floor guide
Diecast Aisi 304 stainless steel manufacturing





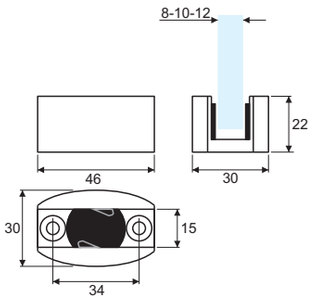

PR08G

Rotaia tubolare per sistemi PR100G e PR110G
Realizzata in acciaio inox Aisi 304
Lunghezza delle barre cm 200-300-400-600

Tubular track for PR100G and PR110G systems
Aisi 304 stainless steel manufacturing
Bar lenght is 200-300-400-600 cm





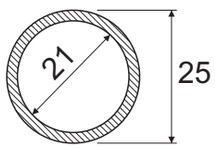

PAS03RG

Guarnizione a palloncino adesiva
Utilizzabile per porte scorrevoli a singola e doppia anta
Speciale elastomero termoplastico ad alta resistenza anti-UV e anti-invecchiamento
Venduta al metro lineare

Adhesive ball seal
For single and double sliding doors
Special high resistance anti-aging anti_UV thermoplastic elastomer
Sold by the meter



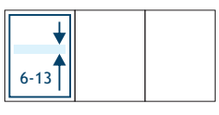

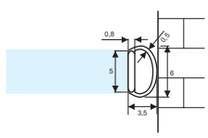

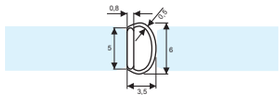

Catalogo def.indd 317 13/08/20 21:28

PR29G



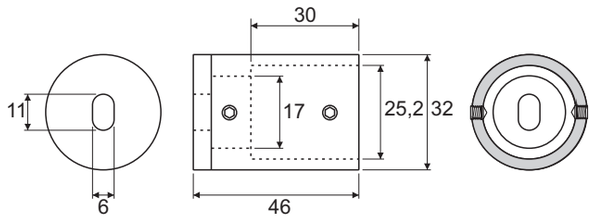

Terminale di fissaggio a muro per rotaia PR08MG
Realizzata in fusione di acciaio inox Aisi 304

Track end wall fixing for PR08MG
Diecast Aisi 304 stainless steel manufacturing



			SSS

PR30G



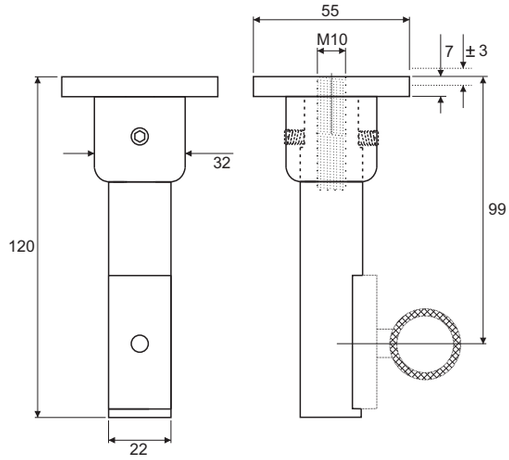

Supporto regolabile per fissaggio rotaia PR08MG a soffitto per sistemi PR1G, PR100G, PR110G
Si utilizza con PR02G o PR22G (non compresi) a seconda del sistema utilizzato
Realizzato in acciaio inox Aisi 304

Ceiling adjustable fixing arm for PR08MG track in PR1G, P100G and PR110G systems
For use with PR02G or PR22G supports (not included)
Aisi 304 stainless steel manufacturing

			SSS

Catalogo def.indd 318 13/08/20 21:28

PR100G SYSTEM

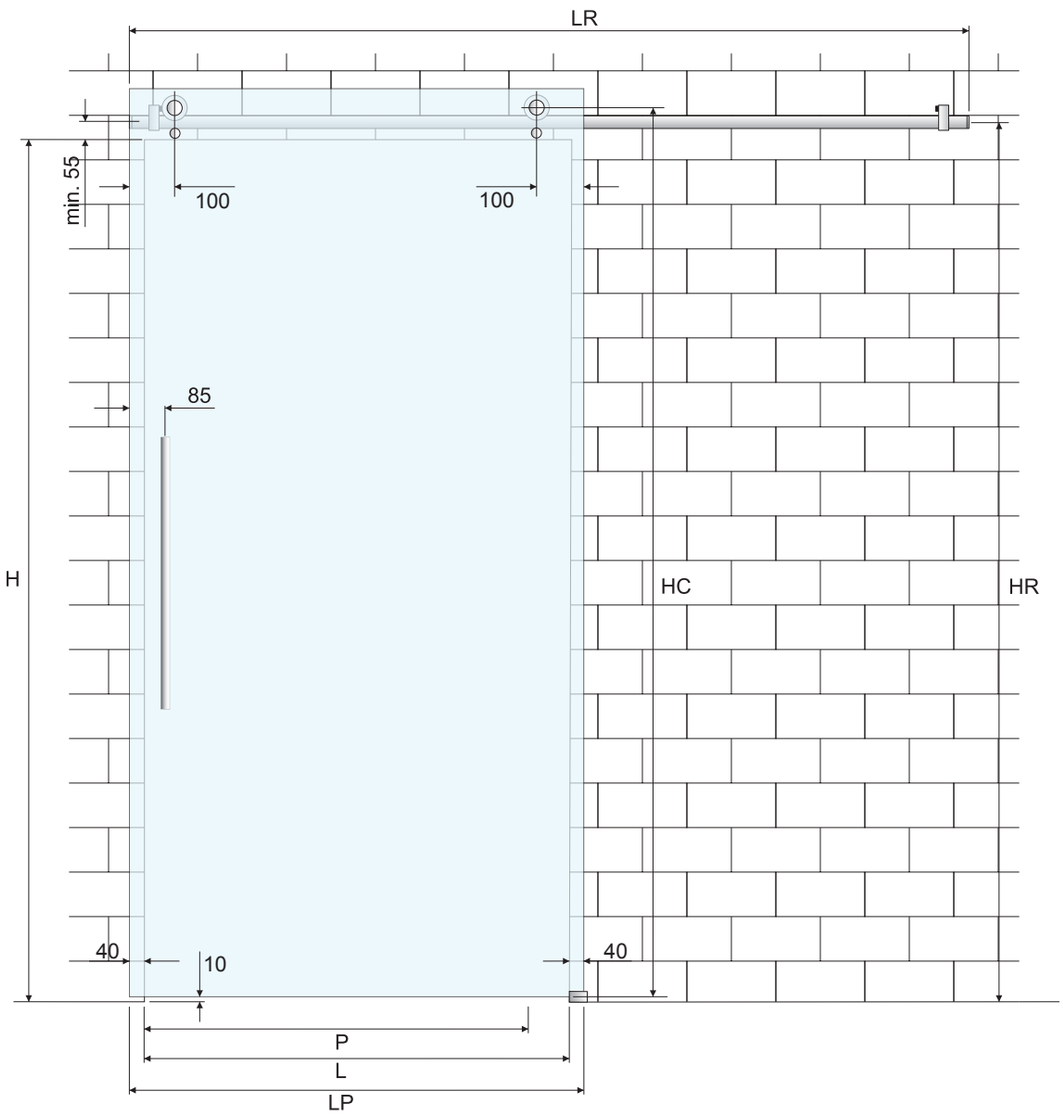

Dimensionamento della porta e del binario kit PR100KG, PR100SKG, PR100LKG, PR100HDKG, fissaggio a muro o vetro, anta singola	Door and track sizing for sets PR100KG, PR100SKG, PR100LKG, PR100HDKG, wall or glass fixing single door
Lunghezza rotaia (LR) = (L * 2) - 10 mm	Track lenght (LR) = (L* 2) - 10 mm
Altezza della rotaia (HR) = H + 55 mm min.	Track height (HR) = H + 55 mm min.
Larghezza porta (LP) = L + 80 mm	Door width (LP) = L + 80 mm
Altezza della porta ai carrelli (HC) = (HR - 10 mm) + 29/35/42 a seconda del kit utilizzato	Door height to the rollers (HC) = (HR - 10 mm) + 29/35/42 mm depending on the set used
Misura del passaggio (P) = L - 130 mm	Passage width (P) = L - 130 mm

Catalogo def.indd 319 13/08/20 21:28

PR100G SYSTEM

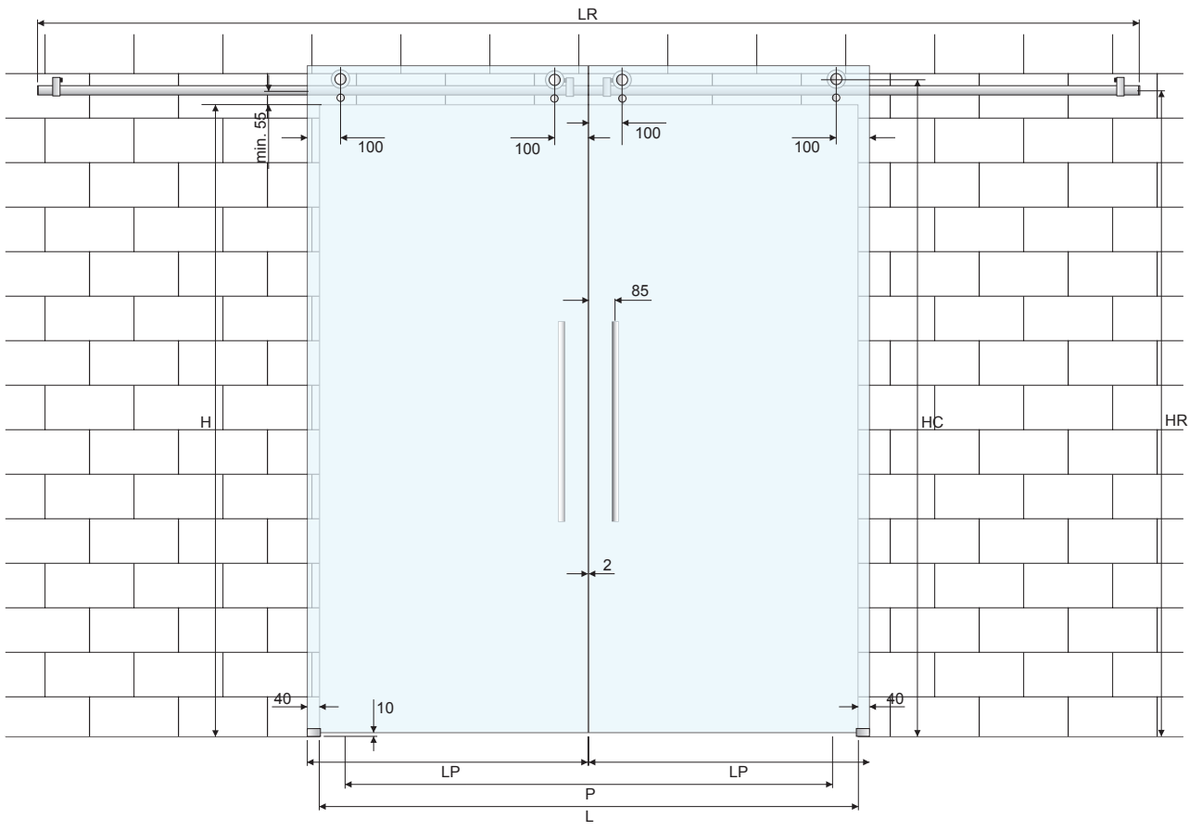

Dimensionamento della porta e del binario kit PR100KG, PR100SKG, PR100LKG, PR100HDKG, fissaggio a muro o vetro, anta doppia	Door and track sizing for sets PR100KG, PR100SKG, PR100LKG, PR100HDKG, wall or glass fixing, double door
Lunghezza rotaia (LR) = (L * 2) - 180 mm	Track lenght (LR) = (L* 2) - 180 mm
Altezza della rotaia (HR) = H + 55 mm min.	Track height (HR) = H + 55 mm min.
Larghezza porte (LP) = L /2 + 40 mm	Doors width (LP) = L / 2 + 40 mm
Altezza della porta ai carrelli (HC) = (HR - 10 mm) + 29/35/42 a seconda del kit utilizzato	Door height to the rollers (HC) = (HR - 10 mm) + 29/35/42 mm depending on the set used
Misura del passaggio (P) = L - 260 mm	Passage width (P) = L - 260 mm

Catalogo def.indd 320 13/08/20 21:28

PR100G SYSTEM

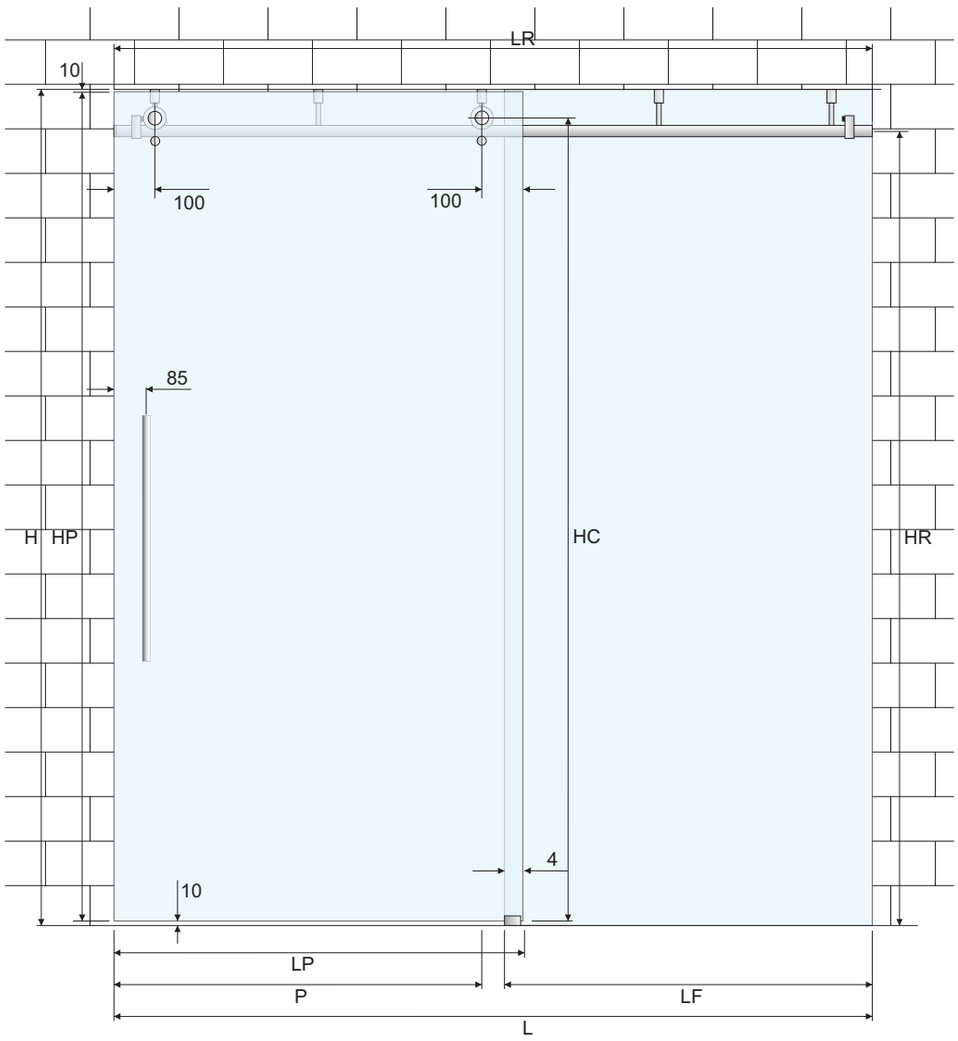

Dimensionamento della porta e del binario kit PR100LKG, PR100HDKG, fissaggio a soffitto, anta singola	**Door and track sizing for sets PR100LKG, PR100HDKG, ceiling fix single door**
Lunghezza rotaia (LR) = L	Track lenght (LR) = L
Altezza della rotaia (HR) = H - 96/101 mm	Track height (HR) = H - 96/101 mm
Larghezza porta (LP) = L / 2 + 80 mm	Door width (LP) = L / 2 + 80 mm
Altezza della porta ai carrelli (HC) = (HR - 10 mm) + 42 mm	Door height to the rollers (HC) = (HR - 10 mm) + 42 mm
Misura del passaggio (P) = L / 2 - 80 mm	Passage width (P) = L / 2 - 80 mm
Larghezza del vetro laterale (LF) = L / 2 - 40 mm	Side panel width (LF) = L / 2 - 40 mm

Catalogo def.indd 321 13/08/20 21:28

PR100G SYSTEM

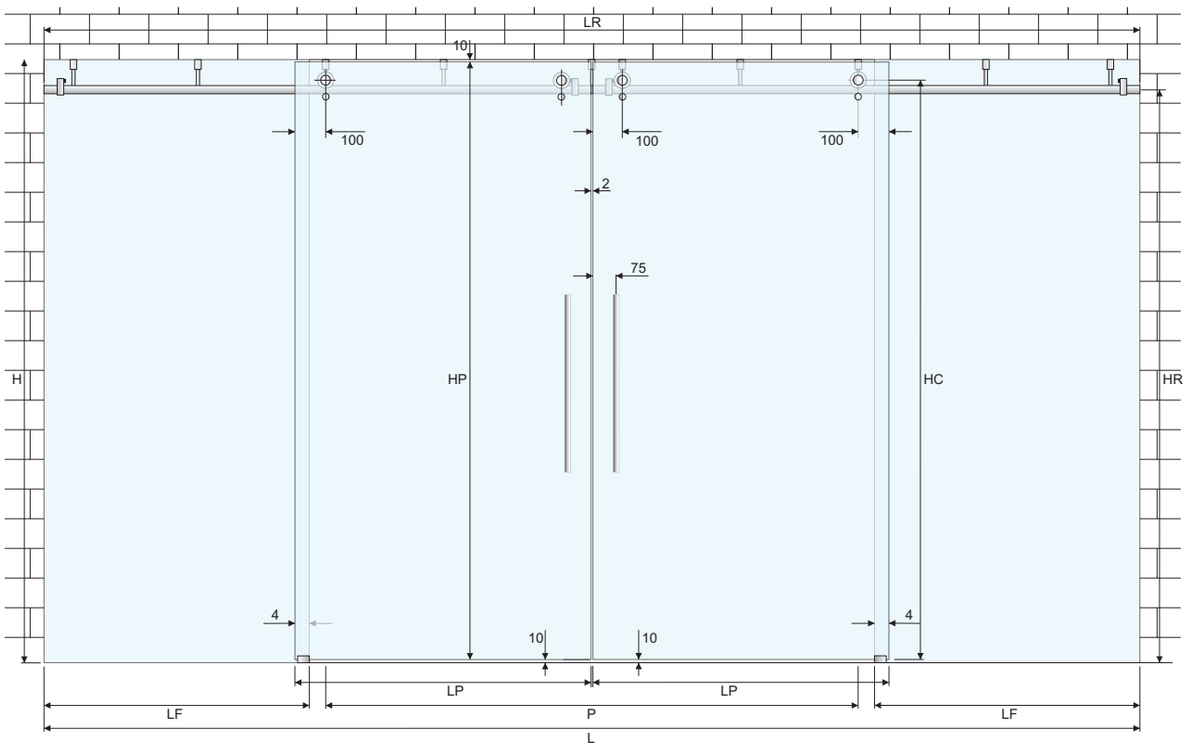

Dimensionamento della porta e del binario kit PR100LKG, PR100HDKG, fissaggio a soffitto, anta doppia	**Door and track sizing for sets PR100LKG, PR100HDKG, ceiling fix double doors**
Lunghezza rotaia (LR) = L	Track lenght (LR) = L
Altezza della rotaia (HR) = H - 96/101 mm	Track height (HR) = H - 96/101 mm
Larghezza porta (LP) = L / 4 + 80 mm	Door width (LP) = L / 4 + 80 mm
Altezza della porta ai carrelli (HC) = (HR - 10 mm) + 42 mm	Door height to the rollers (HC) = (HR - 10 mm) + 42 mm
Misura del passaggio (P) = L / 2 - 160 mm	Passage width (P) = L / 2 - 160 mm
Larghezza del vetro laterale (LF) = L / 4 - 40 mm	Side panel width (LF) = L / 4 - 40 mm

Catalogo def.indd 322 13/08/20 21:28

PR110G SYSTEM

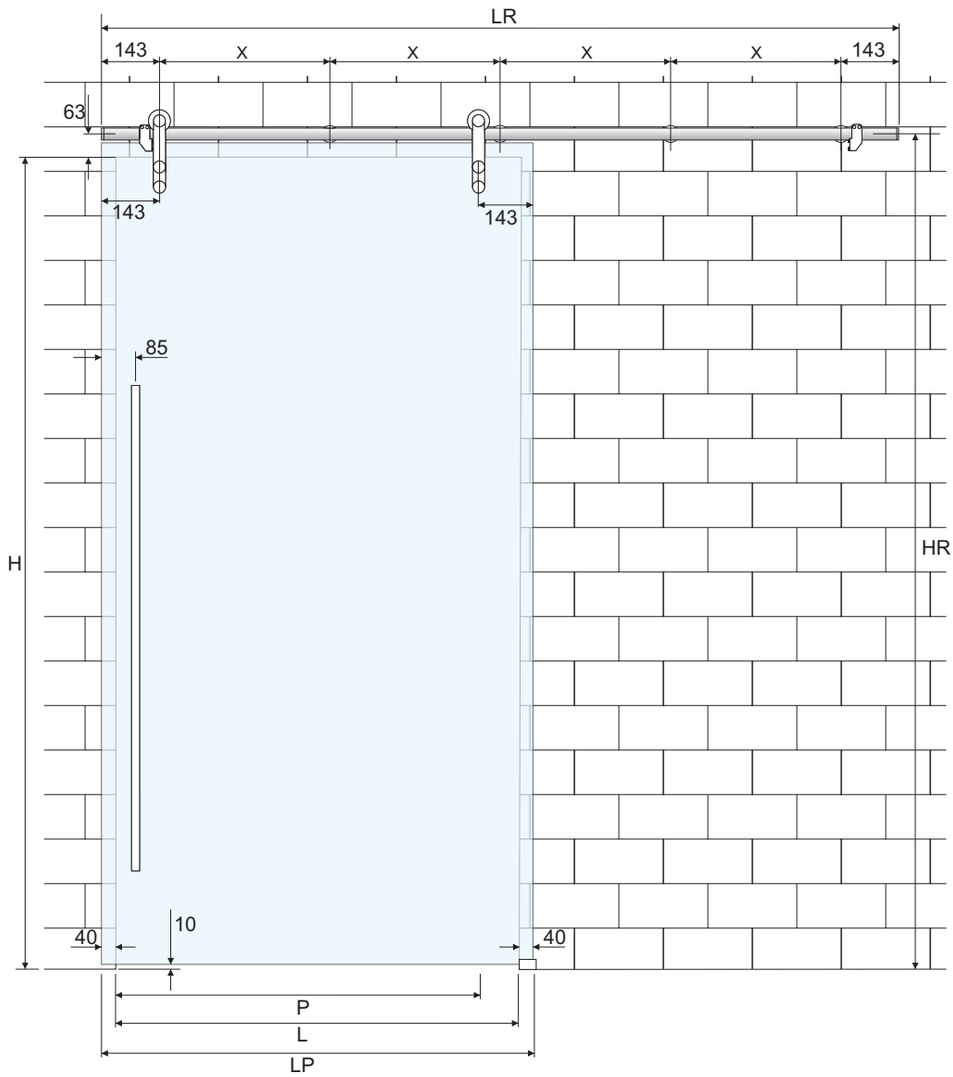

Dimensionamento della porta e del binario con fissaggio a muro o a vetro, anta singola	Door and track sizing with wall or glass fixing single door
Lunghezza rotaia (LR) = (L * 2) - 10 mm	Track lenght (LR) = (L * 2) - 10 mm
Altezza della rotaia (HR) = H + 63 mm	Track height (HR) = H + 63 mm
Larghezza porta (LP) = L + 80 mm	Door width (LP) = L + 80 mm
Altezza della porta = HR - 28 mm - 10 mm	Door height = HR - 28 mm - 10 mm
Misura X: (LR - 286 mm) / 3 minimo	X measurement: (LR - 286 mm) / 3 minimum
Misura del passaggio (P) = L - 130 mm	Passage width (P) = L - 130 mm

Catalogo def.indd 323 13/08/20 21:28

PR110G SYSTEM

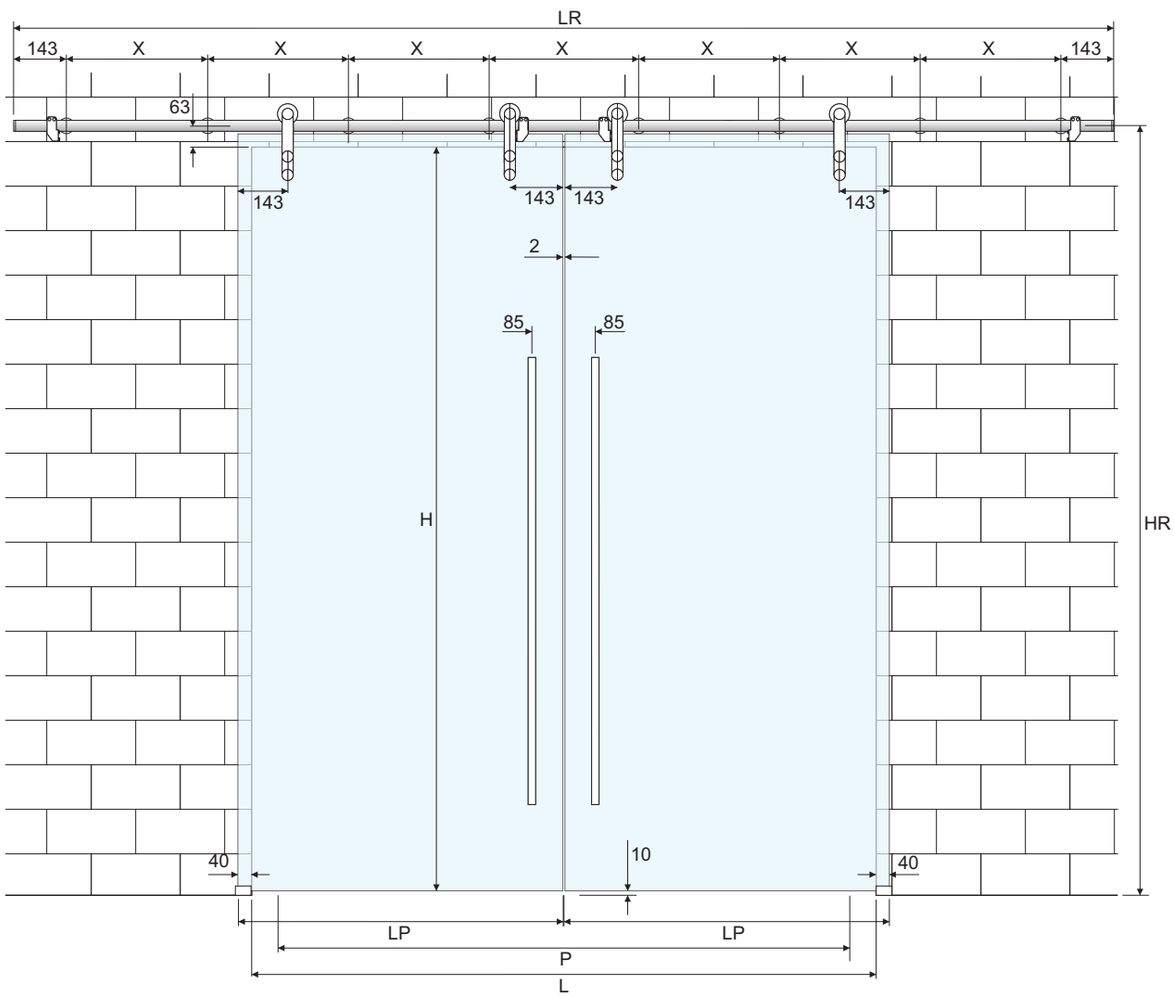

Dimensionamento della porta e del binario con fissaggio a muro o a vetro, anta doppia	**Door and track sizing with wall or glass fixing double doors**
Lunghezza rotaia (LR) = (L * 2) - 180 mm	Track lenght (LR) = (L * 2) - 180 mm
Altezza della rotaia (HR) = H + 63 mm	Track height (HR) = H + 63 mm
Larghezza porte (LP) = L / 2 + 40 mm	Door width (LP) = L / 2 + 40 mm
Altezza della porta = HR - 28 mm - 10 mm	Door height = HR - 28 mm - 10 mm
Misura X: (LR - 286 mm) / 6 minimo	X measurement: (LR - 286 mm) / 6 minimo
Misura del passaggio (P) = L - 260 mm	Passage width (P) = L - 260 mm

Catalogo def.indd 324 13/08/20 21:28

PSLO1NG



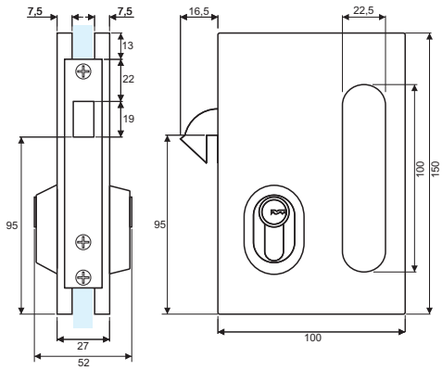

Serratura a gancio per porte scorrevoli con maniglia integrata
Cilindro tipo yale chiave-chiave compreso
Piastrina di riscontro a muro compresa
Realizzata in fusione di zinco, copertine in acciaio inox Aisi 304

Hook lock for sliding glass doors, with integrated handle
Key to key yale cylinder included
Wall strike plate included
Diecast zinc alloy manufacturing and Aisi 304 stainless steel covers

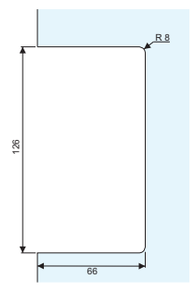



PSL02NG



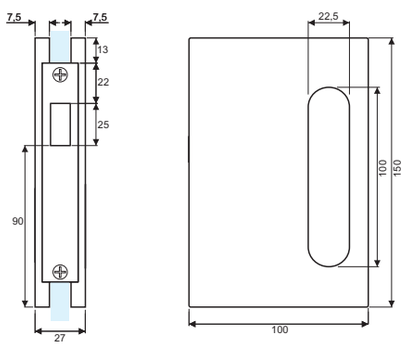

Controcartella per serratura PSL01NG con maniglia integrata
Realizzata in fusione di zinco, copertine in acciaio inox Aisi 304

Strike for PSL01NG lock with integrated handle
Diecast zinc alloy manufacturing and Aisi 304 stainless steel covers

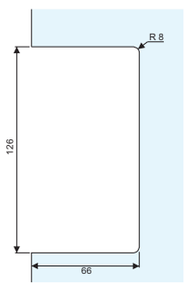



Catalogo def.indd 325 13/08/20 21:28

PSL03G



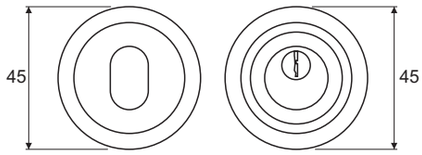

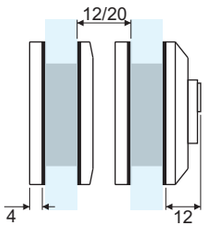

Serratura per porte scorrevoli con anta fissa
La distanza tra i due elementi è regolabile tramite apposite guarnizioni
Realizzata in acciaio inox Aisi 304

Lock for sliding doors with side fixed glass
The distance between the two elements is adjustable by special gaskets
Aisi 304 stainless steel manufacturing

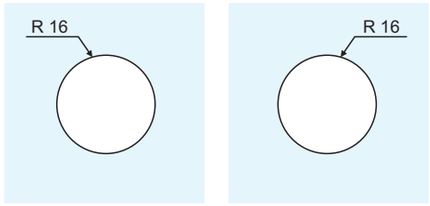



Catalogo definitivo 326
13/03/20 21:28

ANNOTAZIONI - NOTES



Catalogo def.indd 327 13/08/20 21:28

PG
Italy
Manufacturing

POMOLI E MANIGLIE

KNOBS AND HANDLES

INDICE
INDEX

PAG 330

Pomoli per box doccia e porte in vetro
Knobs for shower rooms and glass doors

PAG 333

Maniglioni per box doccia e porte in vetro
Handles for shower rooms and glass doors

PAG 345

Maniglie per porte scorrevoli
Glass sliding doors handles

PSK02G



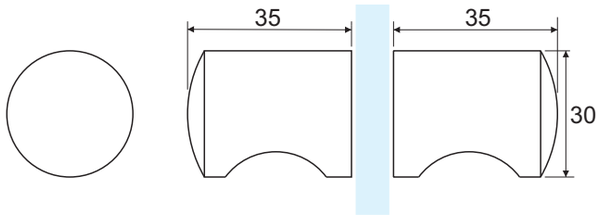

Coppia di pomoli cilindrici con presa per box doccia e porte in vetro
Meccanismo interno di centratura
Realizzati in fusione di lega AC41A ad alta resistenza

Pair of cylindrical knobs with handle grip for shower rooms and glass doors
Inner centering device
Diecast high resistance AC41A alloy manufacturing

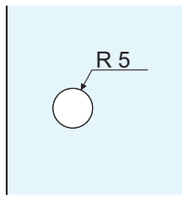

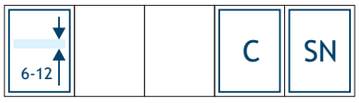

PSK03G



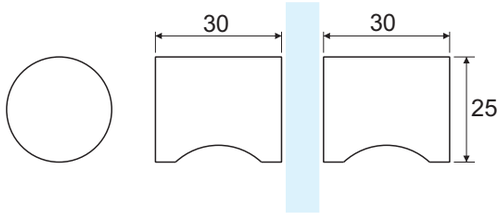

Coppia di pomoli cilindrici con presa per box doccia e porte in vetro
Meccanismo interno di centratura
Realizzati in fusione di lega AC41A ad alta resistenza

Pair of cylindrical knobs with handle grip for shower rooms and glass doors
Inner centering device
Diecast high resistance AC41A alloy manufacturing

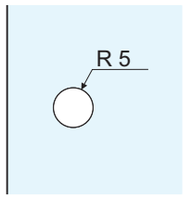



Catalogo def.indd 330 13/08/20 21:28

PSK04G



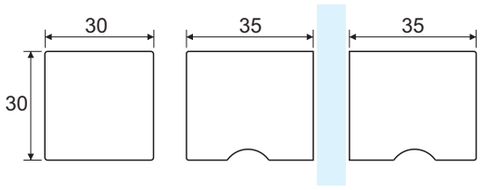

Coppia di pomoli a sezione quadrata con presa per box doccia e porte in vetro
Meccanismo interno di centratura
Realizzati in fusione di lega AC41A ad alta resistenza

Pair of square section knobs with handle grip for shower rooms and glass doors
Inner centering device
Diecast high resistance AC41A alloy manufacturing

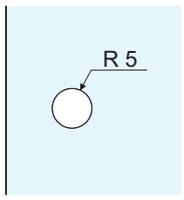

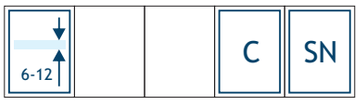

PSK05G



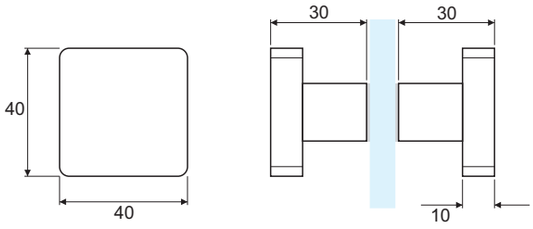

Coppia di pomoli per box doccia e porte in vetro
Meccanismo interno di centratura
Realizzati in fusione di ottone

Pair of knobs for shower rooms and glass doors
Inner centering device
Diecast brass manufacturing

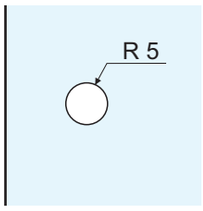

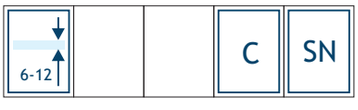

Catalogo def.indd 331 13/08/20 21.28

PSK06G



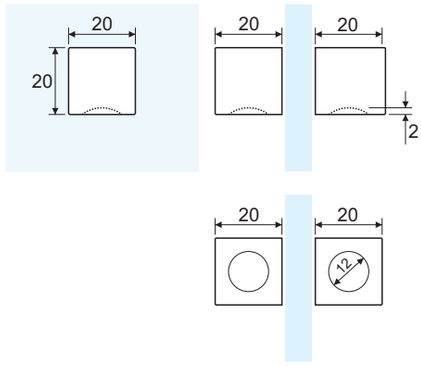

Coppia di pomoli a sezione quadrata con presa per box doccia e porte in vetro
Meccanismo interno di centratura
Realizzati in fusione di ottone

Pair of square section knobs with handle grip for shower rooms and glass doors
Inner centering device
Diecast brass manufacturing

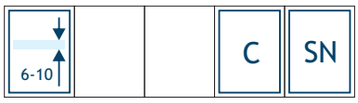

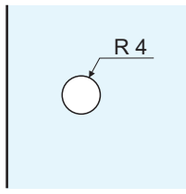

PSK07G



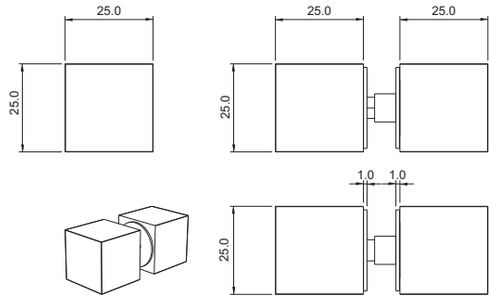

Coppia di pomoli a sezione quadrata per box doccia e porte in vetro
Meccanismo interno di centratura
Realizzati in lega di alluminio

Pair of square section knobs for shower rooms and glass doors
Inner centering device
Aluminium alloy manufacturing



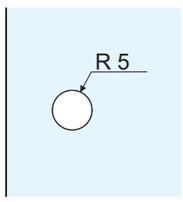

Catalogo def.indd 332 13/08/20 21:28

PSK08G



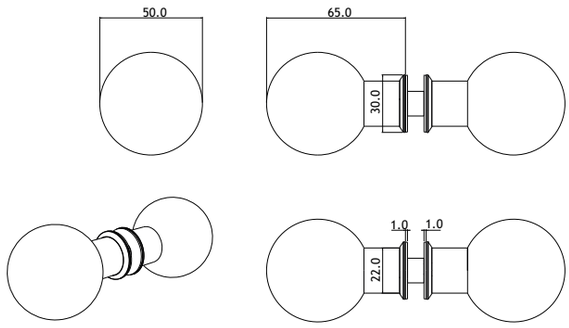

Coppia di pomoli sferici per box doccia e porte in vetro
Realizzati in fusione di acciaio inox Aisi 304

Pair of spherical knobs for shower rooms and glass doors
Diecast Aisi 304 stainless steel manufacturing

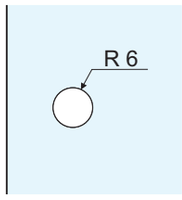



PDHP07G

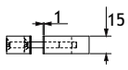





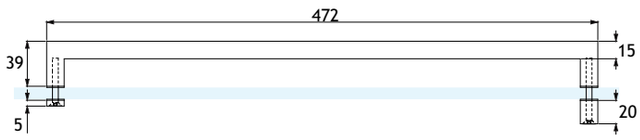

Coppia di pomoli per box doccia e porte in vetro
Meccanismo interno di centratura
Realizzati in fusione di ottone

Pair of knobs for shower rooms and glass doors
Inner centering device
Diecast brass manufacturing



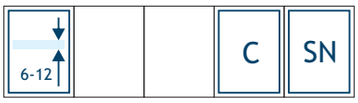

Catalogo def.indd 333 13/08/20 21.28

PDH07G



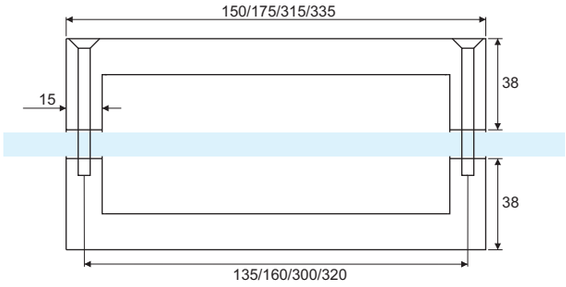

Coppia di maniglioni a sezione quadrata per box doccia e porte in vetro
Realizzati in acciaio inox Aisi 304
Interasse disponibili mm: 135, 160, 300, 320

Pair of square section handles for shower rooms and glass doors
Aisi 304 stainless steel manufacturing
Available c/c mm: 135, 160, 300, 320





PDH07SG



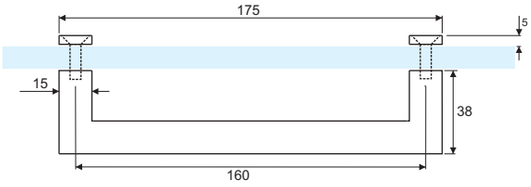

Maniglione singolo a sezione quadrata per box doccia e porte in vetro
Realizzato in acciaio inox Aisi 304
Interasse disponibile mm: 160

Square section single handle for shower rooms and glass doors
Aisi 304 stainless steel manufacturing
Available c/c mm: 160





Catalogo def.indd 334 13/08/20 21.28

PDH17G



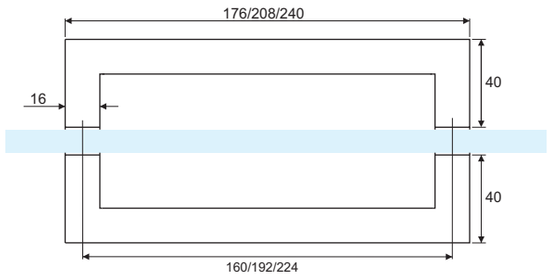

Coppia di maniglioni a sezione quadrata per box doccia e porte in vetro
Sistema di fissaggio con grani nascosti, nessuna vite in vista
Realizzati in acciaio inox Aisi 304
Interasse disponibili mm: 160, 192 e 224

Pair of square section handles for shower rooms and glass doors
Concealed screws fixing system
Aisi 304 stainless steel manufacturing
Available c/c mm: 160, 192, 224

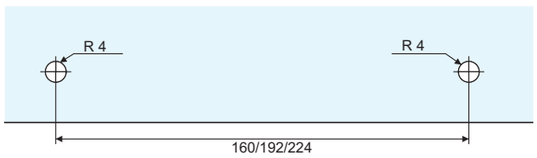



PDH18G



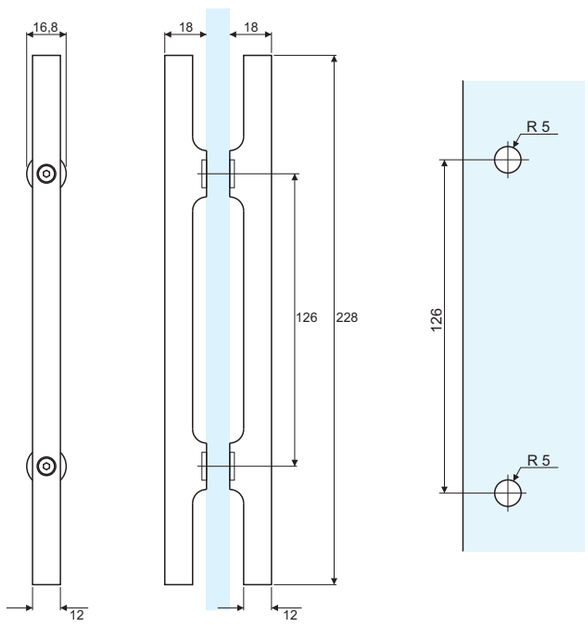

Coppia di maniglioni per box doccia e porte in vetro
Realizzati in lega di zinco
Interasse disponibile mm: 126

Pair of handles for shower rooms and glass doors
Diecast zinc alloy manufacturing
Available c/c mm: 126

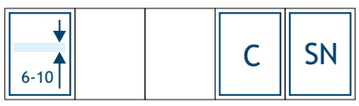

Catalogo def.indd 335 13/08/20 21:28

PDH08G





Coppia di maniglioni per box doccia e porte in vetro
Realizzati in lega di zinco
Interasse disponibile mm: 320

Pair of handles for shower rooms and glass doors
Diecast zinc alloy manufacturing
Available c/c mm: 320





PDH09G



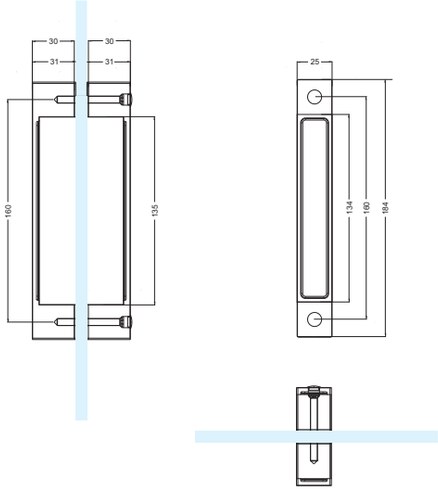

Coppia di maniglioni per box doccia e porte in vetro
Realizzati in lega di zinco
Interasse disponibile mm: 160

Pair of handles for shower rooms and glass doors
Diecast zinc alloy manufacturing
Available c/c mm: 160

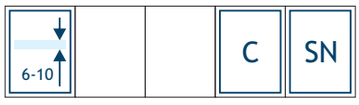



Catalogo def.indd 336 13/08/20 21:28

PDH01G



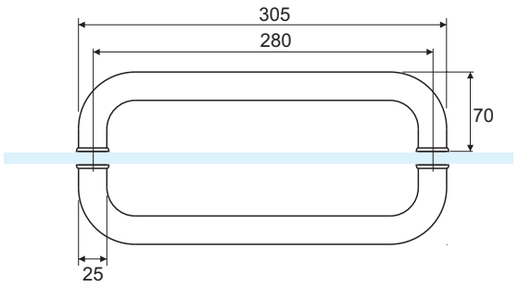

Coppia di maniglioni a sezione rotonda per porte in vetro
Realizzati in acciaio inox Aisi 304
Misure disponibili: diam. 25 mm inter. 280 mm

Pair of round section handles for glass doors
Aisi 304 stainless steel manufacturing
Available sizes: diam. 25 mm c/c 280 mm





PDH02G



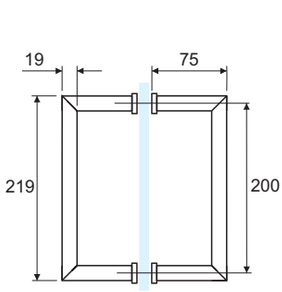

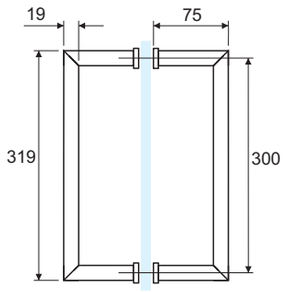

Coppia di maniglioni a sezione rotonda per porte in vetro
Realizzati in acciaio inox Aisi 304
Misure disponibili:
PDH02AG diam. 19 mm inter. 200 mm
PDH02BG diam. 19 mm inter. 300 mm

Pair of round section handles for glass doors
Aisi 304 stainless steel manufacturing
Available sizes:
PDH02AG diam. 19 mm c/c 200 mm
PDH02BG diam. 19 mm c/c 300 mm





Catalogo def.indd 337 13/08/20 21:28

PDH03G



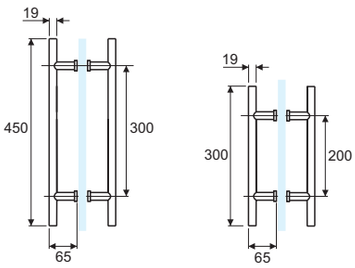

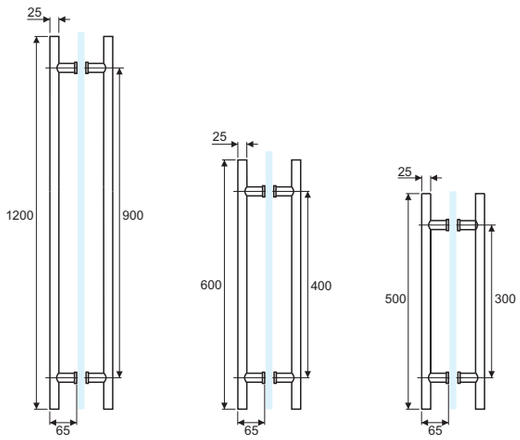



Coppia di maniglioni a barra sezione rotonda per porte in vetro
Realizzati in acciaio inox Aisi 304 e alluminio solo in certe misure*
Misure disponibili:
PDH03EG diam. 19 mm inter. 200 mm lungh. 300 mm
PDH03AG diam. 19 mm inter. 300 mm lungh. 450 mm*
PDH03A2G diam. 25 mm inter. 300 mm lungh. 500 mm
PDH03G diam. 25 mm inter. 400 mm lungh. 600 mm*
PDH03FG diam. 25 mm inter. 500 mm lungh. 700 mm
PDH03BG diam. 25 mm inter. 900 mm lungh. 1200 mm
PDH03DG diam. 32 mm inter. 600 mm lungh. 800 mm
PDH03CG diam. 32 mm inter. 900+900 mm lungh. 2000 mm
Disponibili esecuzioni su misura per il solo diametro 25 mm

Pair of round section bar handles for glass doors
Aisi 304 stainless steel or aluminium only for some sizes* manufactoring
Available sizes:
PDH03EG diam. 19 mm c/c 200 mm length 300 mm
PDH03AG diam. 19 mm c/c 300 mm length 450 mm*
PDH03A2G diam. 25 mm c/c 300 mm lenght 500 mm
PDH03G diam. 25 mm c/c 400 mm length 600 mm*
PDH03FG diam. 25 mm c/c 500 mm lenght 700 mm
PDH03BG diam. 25 mm c/c 900 mm lenght 1200 mm
PDH03DG diam. 32 mm c/c 600 mm lenght 800 mm
PDH03CG diam. 32 mm c/c 900+900 mm lenght 2000 mm
Customized production available only for 25 mm diameter

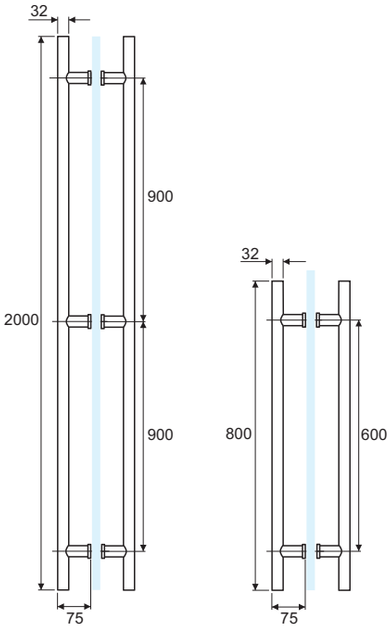



Catalogo def.indd 338 13/08/20 21.28

PDH03G CUSTOM



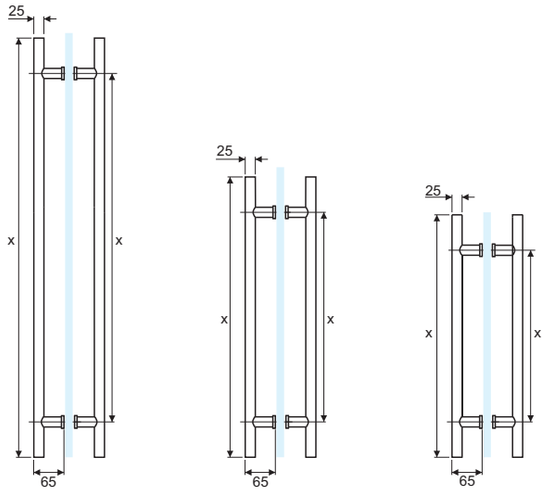

Coppia di maniglioni a sezione rotonda per porte in vetro
REALIZZATI SU MISURA con qualsiasi interasse e lunghezza
Realizzati in acciaio inox Aisi 304
Misura disponibile: diam. 25 mm

Pair of CUSTOMIZED round section handles for glass doors of
any achievable c/c and lenght
Aisi 304 stainless steel manufacturing
Available sizes: diam. 25 mm



PDH035G CUSTOM



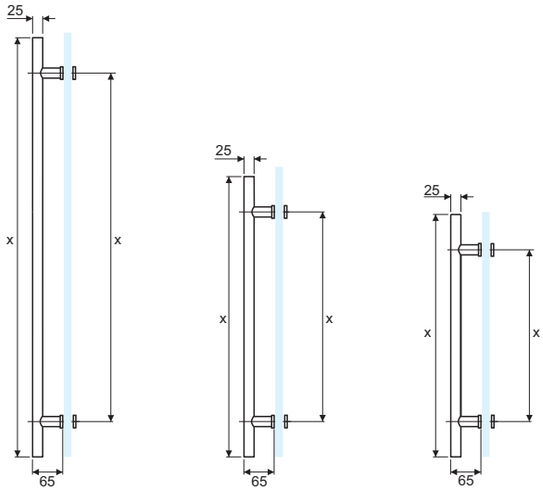

Maniglione singolo a sezione rotonda per porte in vetro
REALIZZATO SU MISURA con qualsiasi interasse e lunghezza
Realizzato in acciaio inox Aisi 304
Misura disponibile: diam. 25 mm

Single CUSTOMIZED round section handle for glass doors of
any achievable c/c and lenght
Aisi 304 stainless steel manufacturing
Available sizes: diam. 25 mm



Catalogo def.indd 339 13/08/20 21:28

PDHS03G



Coppia di maniglioni a barra sezione rotonda per box doccia e porte in vetro
Sistema di fissaggio con grani nascosti, nessuna vite in vista
Realizzati in tondino di acciaio inox Aisi 304
Misure disponibili:
PDHS03AG diam. 14 mm inter. 128 mm lungh. 200 mm
PDHS03BG diam. 14 mm inter. 160 mm lungh. 240 mm

Pair of round section bar handles for shower rooms and glass doors
Concealed screws fixing system
Solid Aisi 304 stainless steel manufacturing
Available sizes:
PDHS03AG diam.14 mm c/c 128 mm length 200 mm
PDHS03BG diam.14 mm c/c 160 mm length 240 mm



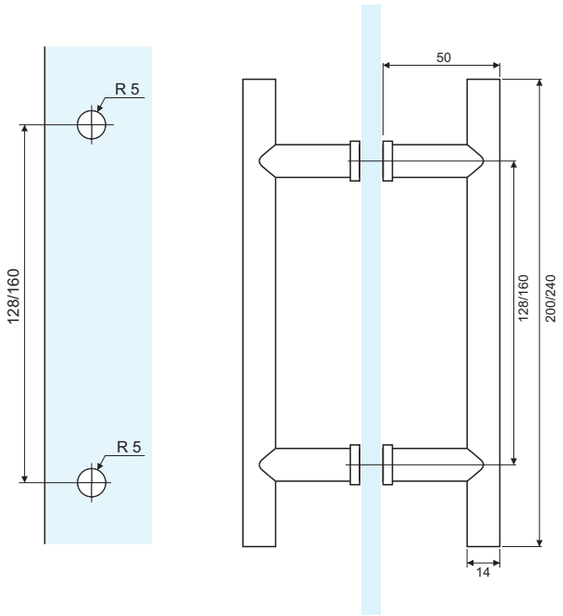

PDH04G



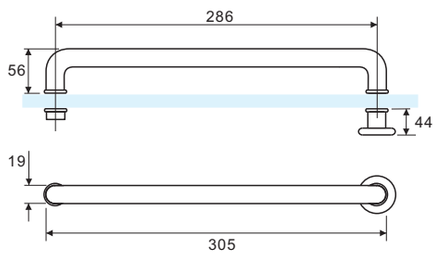

Maniglione a sezione rotonda con pomolo per porte in vetro
Realizzato in acciaio inox Aisi 304
Misura disponibile: diam. 19 mm inter. 286 mm

Glass doors round section handle with knob
Aisi 304 stainless steel manufacturing
Available size: diam. 19 mm c/c 286 mm





Catalogo def.indd 340 13/08/20 21:28

PDH25G



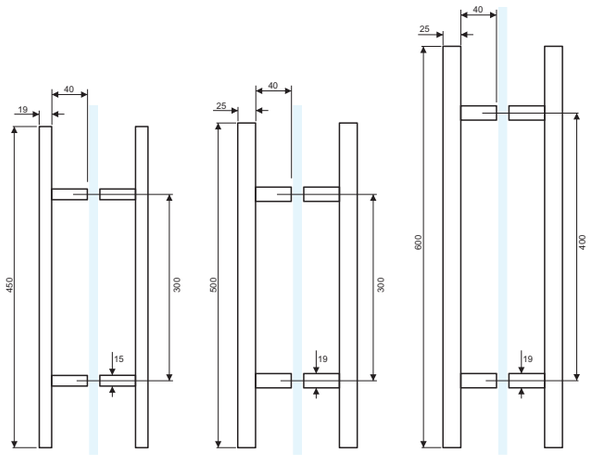

Coppia di maniglioni a barra sezione quadrata per porte in vetro
Realizzati in acciaio inox Aisi 304
Misure disponibili:
PDH25AG sez. 19x19 mm inter. 300 mm lungh. 450 mm
PDH25BG sez. 25x25 mm inter. 300 mm lungh. 500 mm
PDH25CG sez. 25x25 mm inter. 400 mm lungh. 600 mm

Pair of square section bar handles for glass doors
Aisi 304 stainless steel manufacturing
Available sizes:
PDH25AG sect. 19x19 mm c/c 300 mm lenght 450 mm
PDH25BG sect. 25x25 mm c/c 300 mm lenght 500 mm
PDH25CG sect. 25x25 mm c/c 400 mm lenght 600 mm





PHB01G



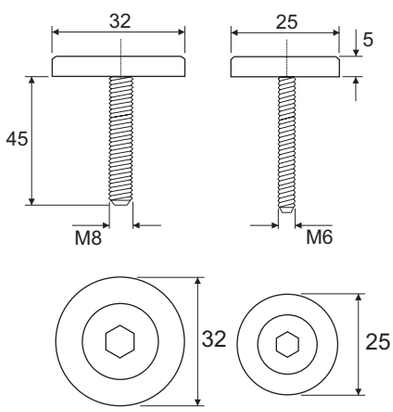

Borchia completa di vite per il fissaggio singolo dei maniglioni tondi serie PDH01PG, DH02G, PDH03G
PHB01G 25 mm per maniglioni diam. 19
PHB01G 32 mm per maniglioni diam. 25
Realizzata in acciaio inox Aisi 304

Round cap with screws for PDH01G, PDH02G and PDH03G series in single handle fixing
PHB01G 25 mm for 19 mm handles
PHB01G 32 mm for 25 mm handles
Aisi 304 stainless steel manufacturing



Catalogo def.indd 341 13/08/20 21:28

PDLH01G



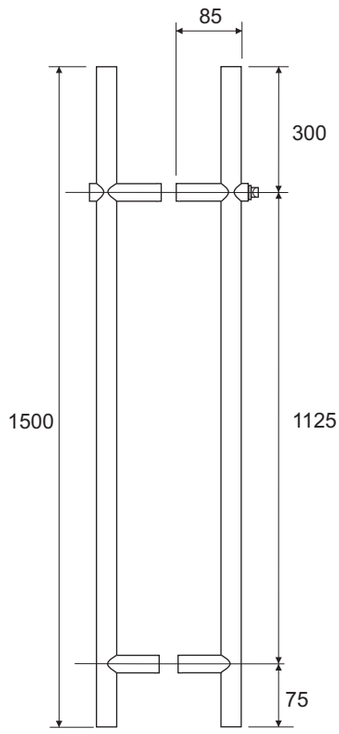

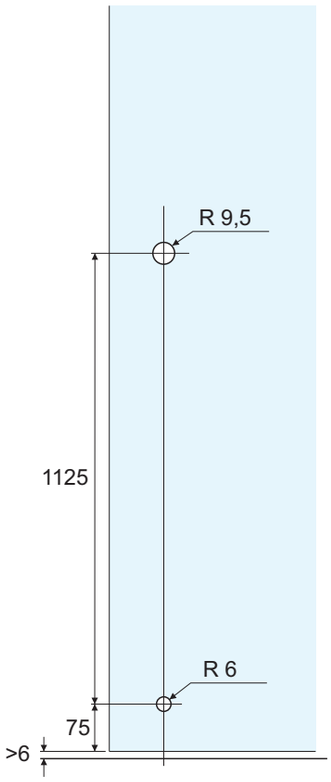

Coppia di maniglioni a barra sezione rotonda con serratura incorporata a pavimento per porte in vetro
Disponibile in versione chiave-pomolo
Bocchetta a pavimento e 4 chiavi comprese
Realizzati in acciaio inox Aisi 304
Lunghezza mm 1500, interasse mm 1125, diametro mm 35

Pair of round section bar handles with floor lock for glass doors
Key-knob cylinder available
Floor strike and 4 keys included
Aisi 304 stainless steel manufacturing
Lenght 1500 mm, c/c 1125 mm, diam. 35 mm

8-12,76			SSS	PSS

Catalogo def.indd 342 13/08/20 21.28

PDLH02G



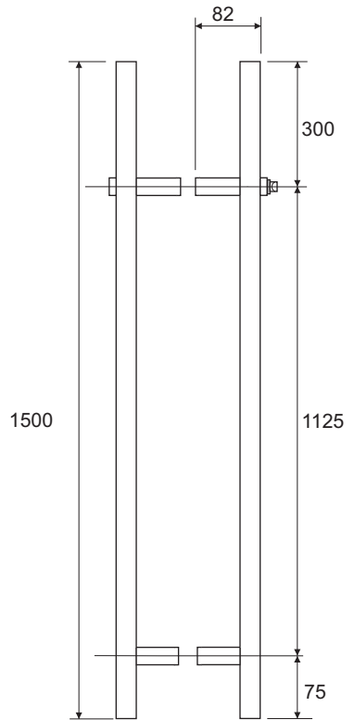

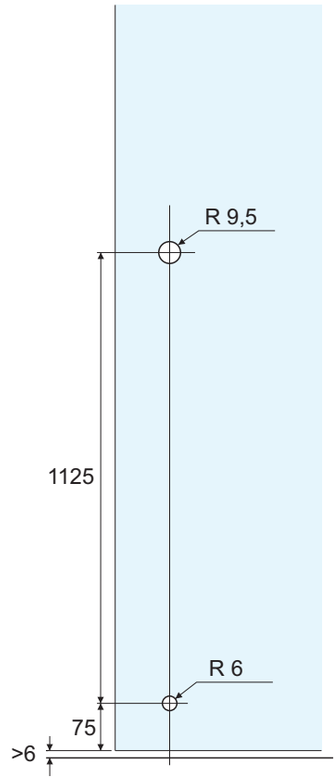

Coppia di maniglioni a barra sezione quadra con serratura incorporata a pavimento per porte in vetro
Disponibile in versione chiave-pomolo
Bocchetta a pavimento e 4 chiavi comprese
Realizzati in acciaio inox Aisi 304
Lunghezza mm 1500, interasse mm 1125, sezione mm 30x30

Pair of square section bar handles with floor lock for glass doors
Key-knob cylinder available
Floor strike and 4 keys included
Aisi 304 stainless steel manufacturing
Lenght 1500 mm, c/c 1125 mm, section 30x30 mm



Catalogo def.indd 343 13/08/20 21:28

PMLH6G



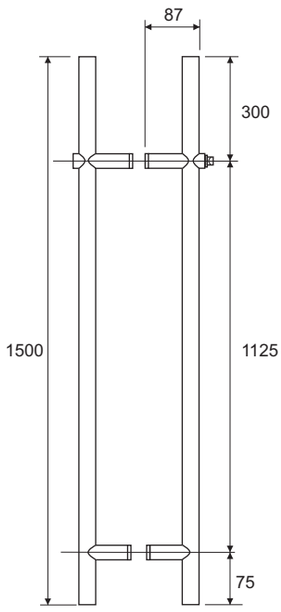

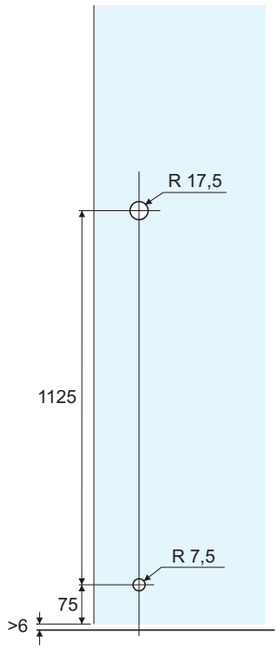

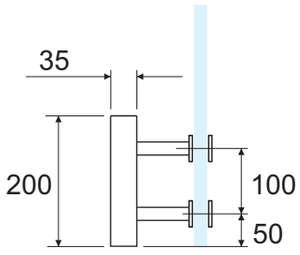

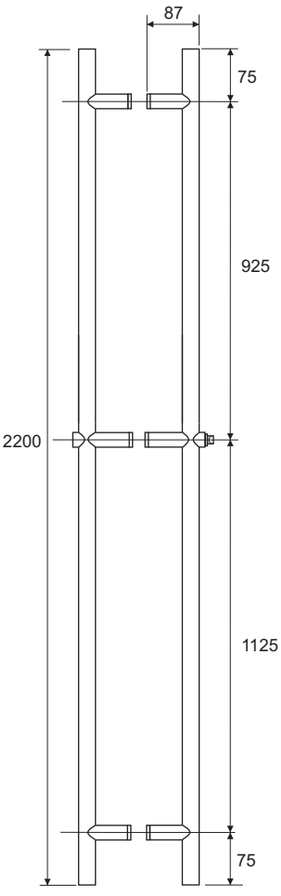

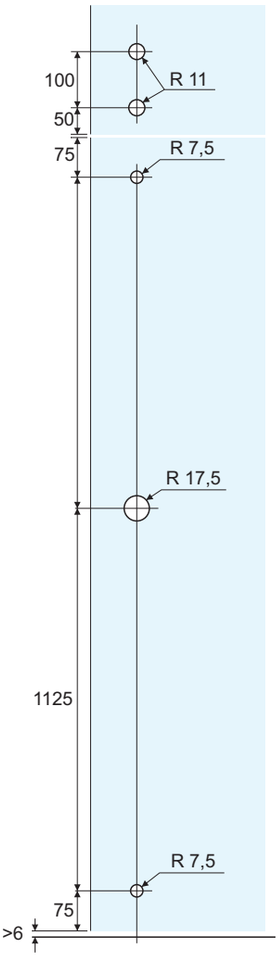

Coppia di maniglioni a barra sezione rotonda con serratura incorporata a pavimento per porte in vetro
Disponibile in versione chiave-pomolo o chiave-chiave
Bocchetta a pavimento e 4 chiavi comprese
Realizzati in acciaio inox Aisi 304
Lunghezza mm 1500, interasse mm 1125, diametro mm 35
Disponibile anche con lunghezza 2200 mm e incontro superiore per sopraluce opzionale

Pair of round section bar handles with floor lock for glass doors
Key-knob or key-key cylinder availables
Floor strike and 4 keys included
Aisi 304 stainless steel manufacturing
Lenght 1500 mm, c/c 1125 mm, diam. 35 mm
Also available 2200 mm lenght and overpanel strike on demand

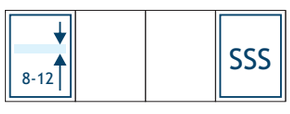

Catalogo def.indd 344 13/08/20 21:28

PRH01G



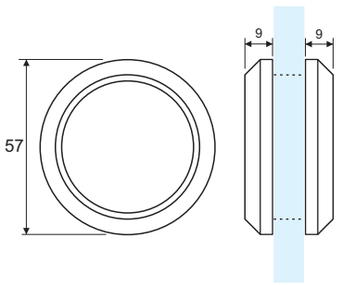

Maniglia ad anello chiusa per porte scorrevoli
Realizzata in acciaio inox Aisi 304 o alluminio

Closed ring handle for glass sliding doors
Aisi 304 stainless steel or aluminium manufacturing

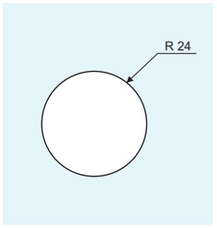



PRH02G



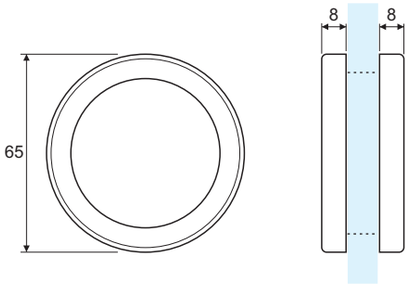

Maniglia ad anello aperta per porte scorrevoli
Realizzata in acciaio inox Aisi 304

Open ring handle for glass sliding doors
Aisi 304 stainless steel manufacturing

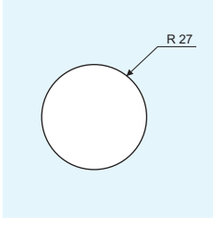



Catalogo def.indd 345 13/08/20 21:28

PRH03G



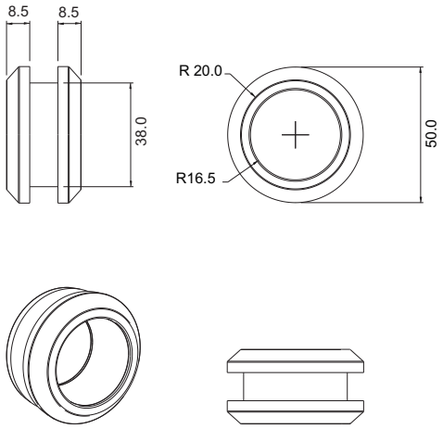

Maniglia ad anello aperta per porte scorrevoli
Realizzata in acciaio inox Aisi 304

Open ring handle for glass sliding doors
Aisi 304 stainless steel manufacturing



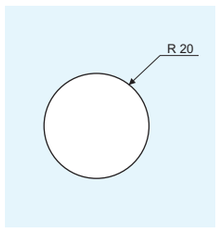

PRH04G



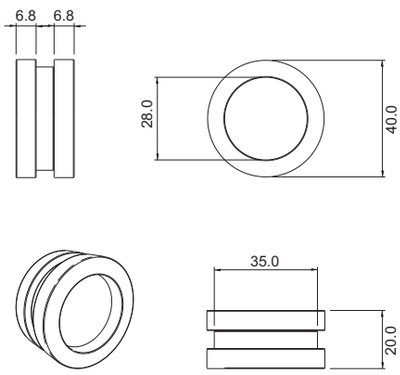

Maniglia ad anello chiusa per porte scorrevoli
Realizzata in acciaio inox Aisi 304

Closed ring handle for glass sliding doors
Aisi 304 stainless steel manufacturing



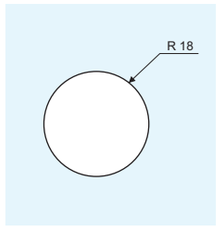

Catalogo def.indd 346 13/08/20 21:28

PSRH01G



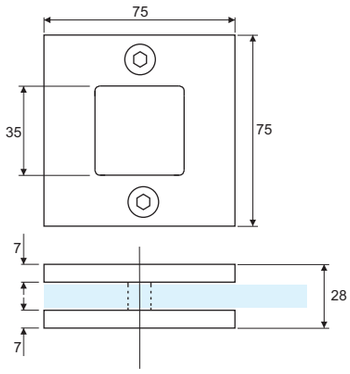

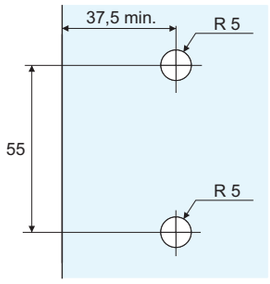

Maniglia quadrata per porte scorrevoli
Realizzata in fusione di acciaio inox Aisi 304

Squared handle for glass sliding doors
Diecast Aisi 304 stainless steel manufacturing



PSRH02G



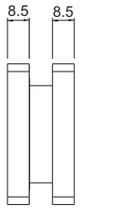

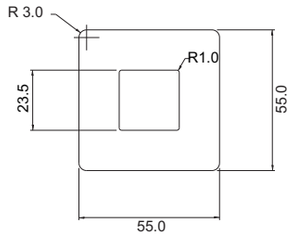

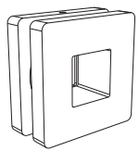

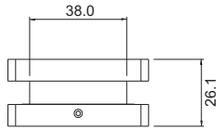

Maniglia quadrata aperta per porte scorrevoli
Senza viti in vista
Realizzata in fusione di acciaio inox Aisi 304

Open squared handle for glass sliding doors
Without screws at sight
Diecast Aisi 304 stainless steel manufacturing



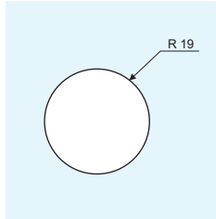

Catalogo def.indd 347 13/08/20 21:28

PSRH03G



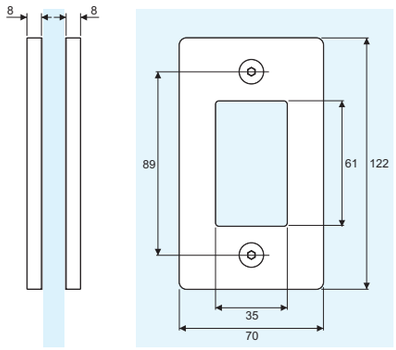

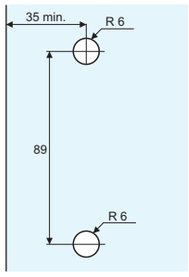

Maniglia rettangolare per porte scorrevoli
Realizzata in fusione di acciaio inox Aisi 304

Rectangular handle for glass sliding doors
Diecast Aisi 304 stainless steel manufacturing



Catalogo def.indd 348 13/08/20 21:28

PGRH01G

AUTOADESIVO-*SELF ADHESIVE*

Coppia di maniglie rettangolari autoadesive per porte scorrevoli
Speciale adesivo 3M VHB ® ad alta resistenza
Realizzate in lega di alluminio
Pulizia del vetro con alcool isopropilico consigliata

Pair of rectangular self-adhesive handles for glass sliding doors
Special high resistance 3M VHB ® tape
Aluminium alloy manufacturing
Glass cleaning with isopropyl alcohol is recommended

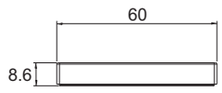

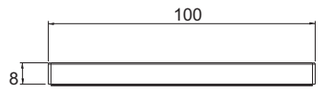



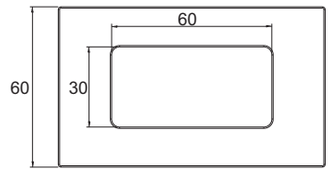

			AA	XA	BA

PGRH02G

AUTOADESIVO-*SELF ADHESIVE*

Coppia di maniglie autoadesive quadrate per porte scorrevoli
Speciale adesivo 3M VHB ® ad alta resistenza
Realizzate in lega di alluminio
Pulizia del vetro con alcool isopropilico consigliata

Pair of squared self-adhesive for glass sliding doors
Special high resistance 3M VHB ® tape
Aluminium alloy manufacturing
Glass cleaning with isopropyl alcohol is recommended



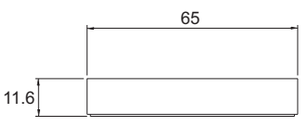



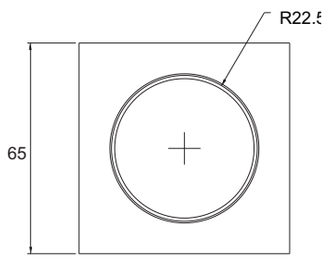

			AA	XA	BA

PGRH03G

AUTOADESIVO-*SELF ADHESIVE*

Coppia di maniglie autoadesive quadrate per porte scorrevoli
Speciale adesivo 3M VHB ® ad alta resistenza
Realizzate in lega di alluminio
Pulizia del vetro con alcool isopropilico consigliata

Pair of squared self-adhesive for glass sliding doors
Special high resistance 3M VHB ® tape
Aluminium alloy manufacturing
Glass cleaning with isopropyl alcohol is recommended

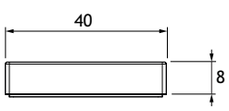

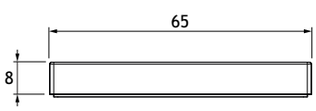



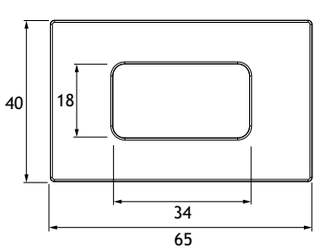

			BA	BX

Catalogo def.indd 349 13/08/20 21.28

PSRHA01G

AUTOADESIVO-*SELF ADHESIVE*



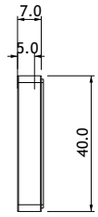

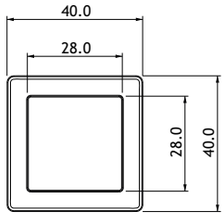

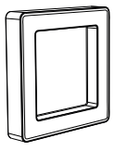



Coppia di maniglie quadrate autoadesive per porte scorrevoli
Speciale adesivo 3M VHB ® ad alta resistenza
Realizzata in acciaio inox Aisi 304
Pulizia del vetro con alcool isopropilico consigliata

Pair of self-adhesive squared handles for glass sliding doors
Special high resistance 3M VHB ® tape
Aisi 304 stainless steel manufacturing
Glass cleaning with isopropyl alcohol is recommended

			SSS	PSS

PRHA04G

AUTOADESIVO-*SELF ADHESIVE*



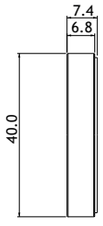

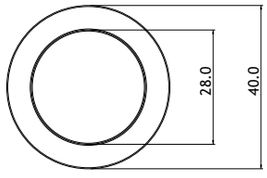

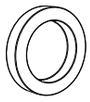



Coppia di maniglie tonde autoadesive per porte scorrevoli
Speciale adesivo 3M VHB ® ad alta resistenza
Realizzata in acciaio inox Aisi 304
Pulizia del vetro con alcool isopropilico consigliata

Pair of self-adhesive round handles for glass sliding doors
Special high resistance 3M VHB ® tape
Aisi 304 stainless steel manufacturing
Glass cleaning with isopropyl alcohol is recommended

			SSS	PSS

Catalogo def.indd 350 13/08/20 21:28

PIPH01G

AUTOADESIVE-*SELF ADHESIVE*

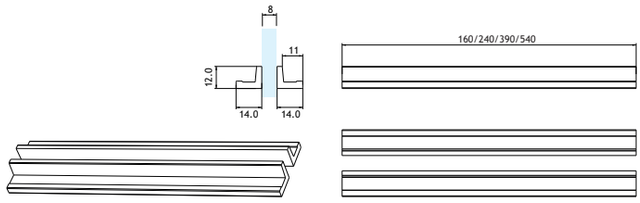



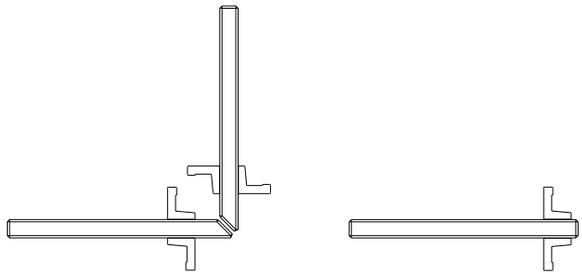

Coppia di maniglie per box doccia scorrevoli
Non richiedono la foratura del vetro
Il design è studiato per consentire un'apertura agevole anche nelle soluzioni a doppia anta a 90°
Fissaggio a vetro mediante bi-adesivo VHB® 3M resistente all'acqua, al calore, alle dilatazioni termiche
Realizzate in lega di alluminio
Disponibili in lunghezza 160, 240, 390 e 540 mm

Pair of sliding shower doors handles
Not requiring glass drilling
The design is studied to allow comfortable opening even in 90° double-door solutions
Fixed to the glass with water, heat, and thermal dilatation resistant 3M VHB® adhesive tape
Aluminium alloy manufacturing
Available 160, 240, 390, 540 mm lenghts



PIPAG



Alcool isopropilico in confezione spray 200 ml
Da utilizzarsi per la pulizia del vetro
Indispensabile per la corretta adesione di guarnizioni e maniglie autoadesive

Isopropyl alcohol in spray pack, 200 ml
To be used for glass cleaning
Essential for the proper adhesion of self-adhesive handles and seals

Catalogo def.indd 351 13/08/20 21:28

POMOLI E MANIGLIE

KNOBS AND HANDLES

Catalogo def.indd 352 13/08/20 21:28

INDICE
INDEX

PAG 354

Distanziali e fissaggi a punto
Glass spacers and point fixings

PAG 369

Morsetti per partizioni in vetro
Glass partitions clamps

PAG 377

Morsetti per ripiani in vetro,
distanziali per targhe e supporti per specchi
Glass shelf clamps, plates spacers and mirrors brackets

PBSA01G





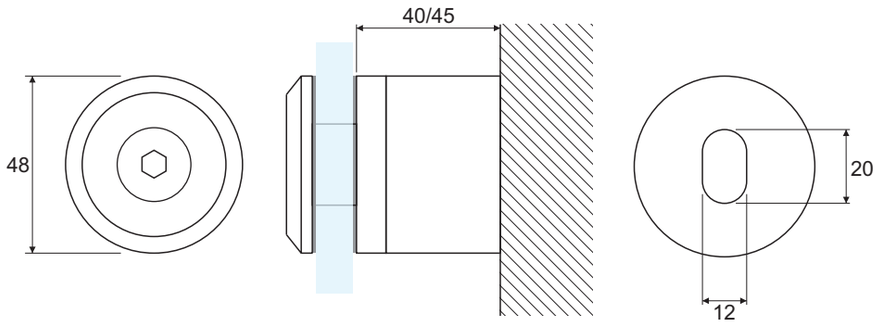

Distanziale cilindrico regolabile con collare per vetri stratificati in forte spessore
La regolazione di profondità 0-5 mm si ottiene agendo dall'esterno a vetro montato tramite apposito utensile (cod PBSATG)
La corretta centratura (± 4 mm) è raggiunta grazie al foro asolato della base
Testato per resistenza ai carichi statici distribuiti di 3,00 Kn secondo lo schema riportato a pag. 338, certificato presso l'Università di Brescia
Filettatura M10
Barra filettata M12 lungh. 140 mm completa di dado e rondella (cod PBSARG) fornita a parte
Realizzato in acciaio inox Aisi 316

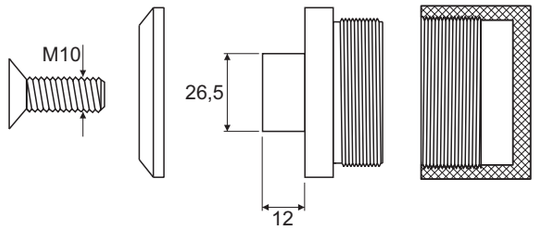

Adjustable glass cylindrical spacer for high thickness laminated glass
0-5 mm depth adjustement is achieved by a special tool (code PBSATG) working from outside with glass installed
The correct centering is obtained thanks to the slotted hole of the fixing plate
Tested for 3,00 Kn resistance to static loading according to the diagram shown on page 338, official test results by University of Brescia
M10 threaded hole
140 mm M12 threaded rod with nut and washers available extra (code PBSARG)
Aisi 316 stainless steel manufacturing

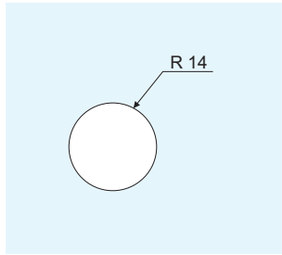



Catalogo def.indd 354 13/08/20 21:28

PBSA02G



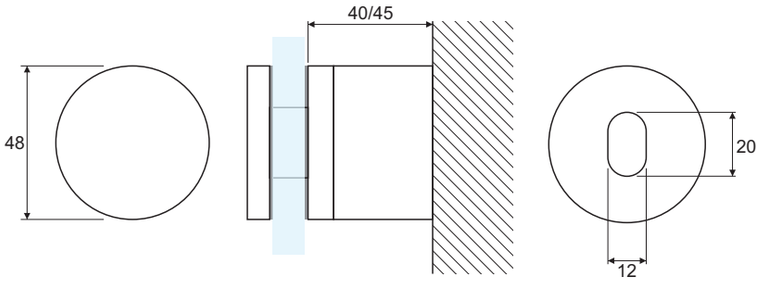

Distanziale cilindrico regolabile senza vite in vista con collare per vetri stratificati in forte spessore
La regolazione di profondità 0-5 mm si ottiene agendo dall'esterno a vetro montato tramite apposito utensile (cod PBSATG)
La corretta centratura (± 4 mm) è raggiunta grazie al foro asolato della base
Testato per resistenza ai carichi statici distribuiti di 3,00 Kn secondo lo schema riportato a pag. 338, certificato presso l'Università di Brescia
Filettatura M10
Barra filettata M12 lungh. 140 mm completa di dado e rondella (cod PBSARG) fornita a parte
Realizzato in acciaio inox Aisi 316

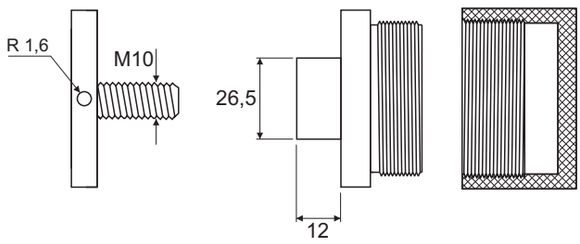

Adjustable glass cylindrical spacer without screw at sight for high thickness laminated glass
0-5 mm depth adjustement is achieved by a special tool (code PBSATG) working from outside with glass installed
The correct centering is obtained thanks to the slotted hole of the fixing plate
Tested for 3,00 Kn resistance to static loading according to the diagram shown on page 338, official test results by University of Brescia
M10 threaded hole
140 mm M12 threaded rod with nut and washers available extra (code PBSARG)
Aisi 316 stainless steel manufacturing

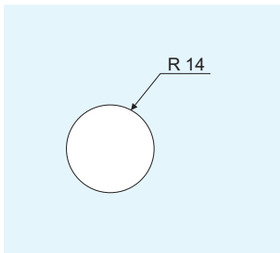



Catalogo def.indd 355 13/08/20 21:28

PBSARG



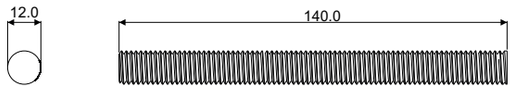

Barra filettata per distanziali PBSA01G e PBSA02G
Filettatura M12
Realizzato in acciaio inox Aisi 304

Threaded rod for PBSA01G and PBSA02G spacers
M12 thread
Aisi 304 stainless steel manufacturing

PBSATG



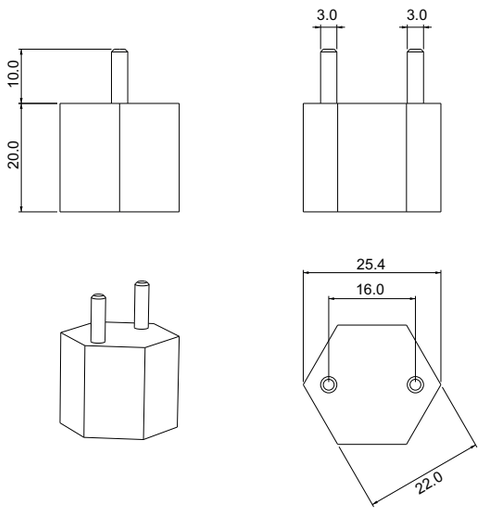

Utensile per la regolazione dei distanziali PBSA01G e PBSA02G
Realizzato in ferro

Tool for PBSA01G/PBSA02G spacers adjustement
Iron manufacturing

Catalogo def.indd 356 13/08/20 21:28

PBS01G



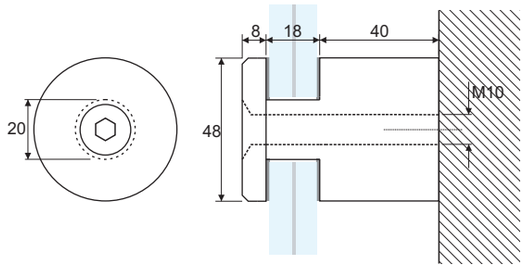

Distanziale cilindrico con collare per vetri stratificati in forte spessore
Testato per resistenza ai carichi statici distribuiti di 3,00 Kn secondo lo schema riportato a pag. 338, certificato presso Università di Brescia
Filettatura M10
Realizzato in acciaio inox Aisi 304, Aisi 316 su richiesta

High thickness laminated glass cylindrical spacer
Tested for 3,00 Kn resistance to static loading according to the diagram shown on page 338, official test results by University of Brescia
M10 threaded hole
Aisi 304 stainless steel manufacturing, Aisi 316 available on demand

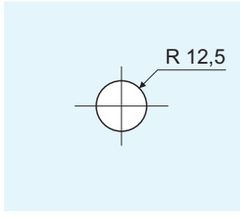



PBS01BG



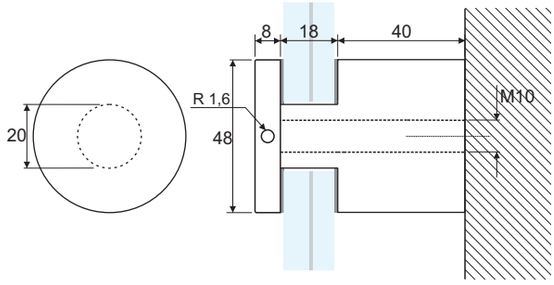

Distanziale cilindrico con collare senza vite in vista per vetri stratificati in forte spessore
Testato per resistenza ai carichi statici distribuiti di 3,00 Kn secondo lo schema riportato a pag. 338, certificato presso Università di Brescia
Filettatura M10
Realizzato in acciaio inox Aisi 304, Aisi 316 su richiesta

High thickness laminated glass cylindrical spacer without screw at sight
Tested for 3,00 Kn resistance to static loading according to the diagram shown on page 338, official test results by University of Brescia
M10 threaded hole
Aisi 304 stainless steel manufacturing, Aisi 316 available on demand

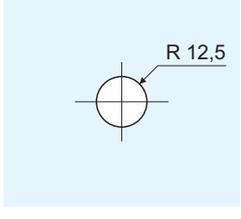



Catalogo def.indd 357 13/08/20 21:28

PBS03G



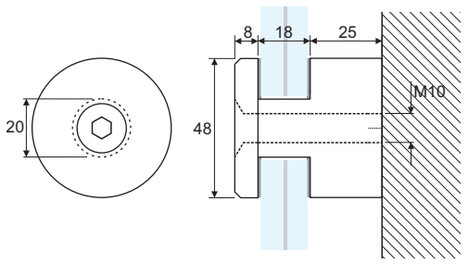

Distanziale cilindrico con collare per vetri stratificati in forte spessore
Testato per resistenza ai carichi statici distribuiti di 3,00 Kn secondo lo schema riportato a pag. 338, certificato presso l'Università di Brescia
Filettatura M10
Realizzato in acciaio inox Aisi 304, Aisi 316 su richiesta

High thickness laminated glass cylindrical spacer
Tested for 3,00 Kn resistance to static loading according to the diagram shown on page 338, official test results by University of Brescia
M10 threaded hole
Aisi 304 stainless steel manufacturing, Aisi 316 available on demand

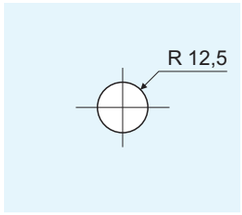



PBS03BG



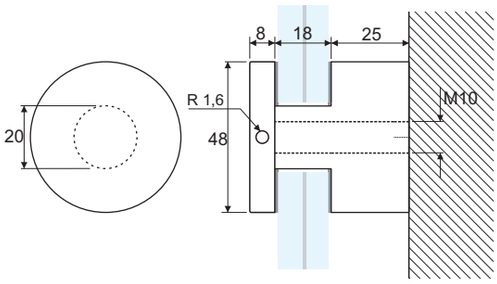

Distanziale cilindrico con collare senza vite in vista per vetri stratificati in forte spessore
Testato per resistenza ai carichi statici distribuiti di 3,00 Kn secondo lo schema riportato a pag. 338, certificato presso l'Università di Brescia
Filettatura M10
Realizzato in acciaio inox Aisi 304, Aisi 316 su richiesta

High thickness laminated glass cylindrical spacer without screw at sight
Tested for 3,00 Kn resistance to static loading according to the diagram shown on page 338, official test results by University of Brescia
M10 threaded hole
Aisi 304 stainless steel manufacturing, Aisi 316 available on demand

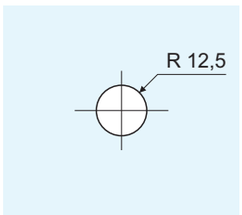



Catalogo def.indd 358 13/08/20 21:28

PBSA01G-PBS01G-PBS03G

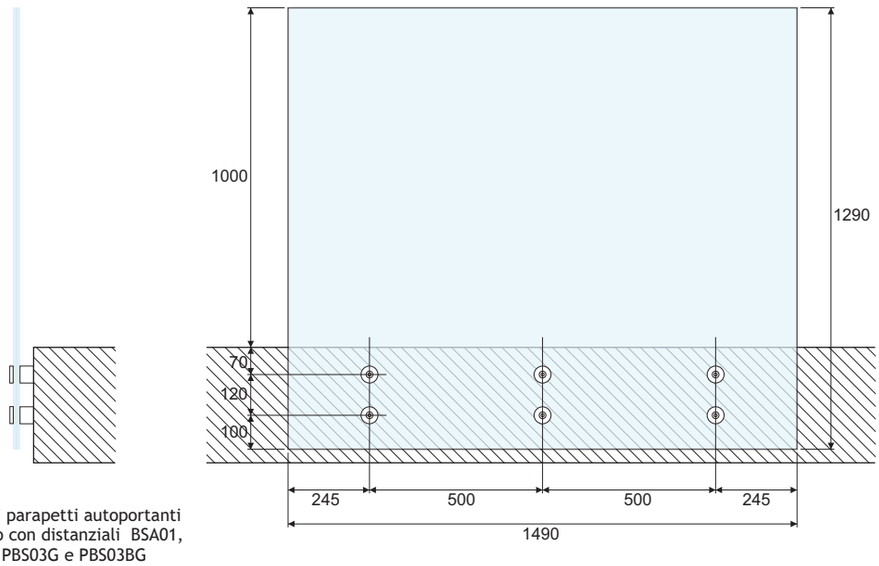

Schema per la realizzazione di parapetti autoportanti
in vetro temperato stratificato con distanziali BSA01,
PBSA01BG, PBS01G, PBS01BG, PBS03G e PBS03BG
Vetro utilizzato: 10+10 mm temperato, pvb 1,52 mm

Scheme for the realization of self-supporting
laminated tempered glass balustrades with PBSA01G,
PBSA01BG, PBS01G, PBS01BG, PBS03G and PBS03BG spacers
Glass used: 10 + 10 mm tempered, 1,52 mm pvb

PBS10G



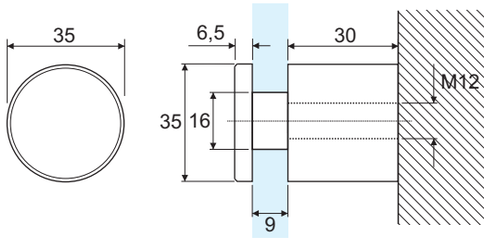

Distanziale cilindrico con collare senza vite in vista
Per vetri fino a mm 17,52 di spessore
Filettatura M12
Realizzato in acciaio inox Aisi 304

Cylindrical glass spacer without screw at sight
Up to mm 17,52 glass thickness
M12 threaded hole
Aisi 304 stainless steel manufacturing



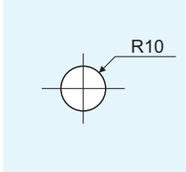

Catalogo def.indd 359 13/08/20 21:28

PBSE38G



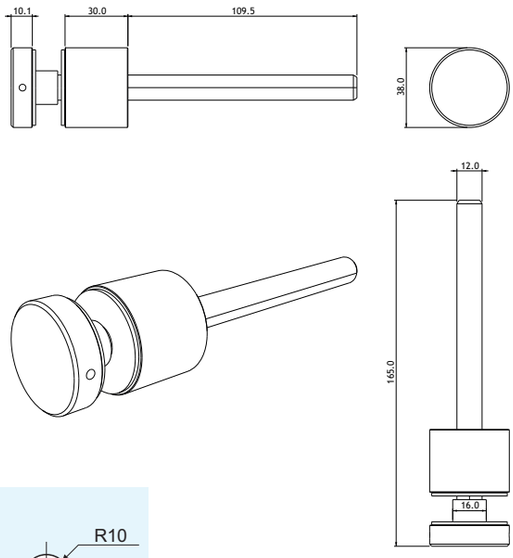

Distanziale cilindrico senza vite in vista
Per vetri di spessore compreso tra 12,76 - 17,52 mm
Filettatura M12, barra filettata lungh. 125 mm compresa
Realizzato in acciaio inox Aisi 304

Cylindrical glass spacer without screw at sight
From mm 12,76 to 17,52 glass thickness
M12 threaded hole, 125 mm rod included
Aisi 304 stainless steel manufacturing



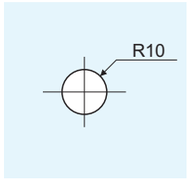

PBSE50G



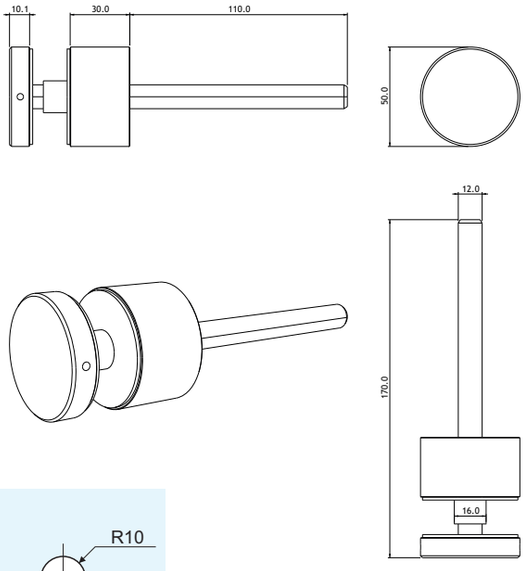

Distanziale cilindrico senza vite in vista
Per vetri di spessore compreso tra 17,52 - 21,52 mm
Filettatura M12, barra filettata lungh. 125 mm compresa
Realizzato in acciaio inox Aisi 304

Cylindrical glass spacer without screw at sight
From mm 17,52 to 21,52 glass thickness
M12 threaded hole, 125 mm rod included
Aisi 304 stainless steel manufacturing



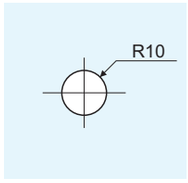

Catalogo def.indd 360 13/08/20 21:28

PBST50G



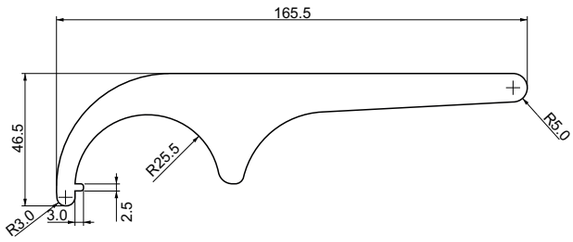

Chiave a settore per il serraggio dei distanziali PBSA02G, PBS01BG, PBS03BG, PBSE50-30G
Realizzata con taglio laser in acciaio inox Aisi 201

Hook wrench for PBSA02G, PBS01BG, PBS03BG, PBSE50-30G cap tightening
Laser cut Aisi 201 stainless steel manufacturing

SSS

PBST30G



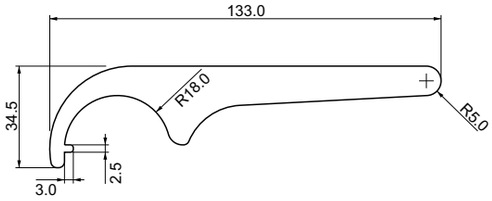

Chiave a settore per il serraggio dei distanziali PBS10G, PBSE38-30G
Realizzata con taglio laser in acciaio inox Aisi 201

Hook wrench for PBS10G and PBSE38-30G cap tightening
Laser cut Aisi 201 stainless steel manufacturing

SSS

Catalogo def.indd 361 13/08/20 21:28

PGS01G



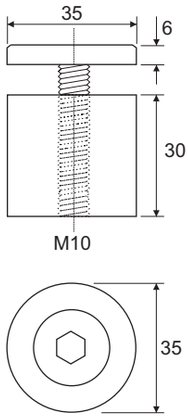

Distanziale cilindrico
Per vetri fino a mm 12.76 di spessore
Filettatura M10
Realizzato in acciaio inox Aisi 304

Cylindrical glass spacer
Up to mm 12,76 glass thickness
M10 threaded hole
Aisi 304 stainless steel manufacturing

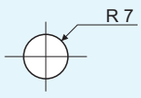



PGS02G



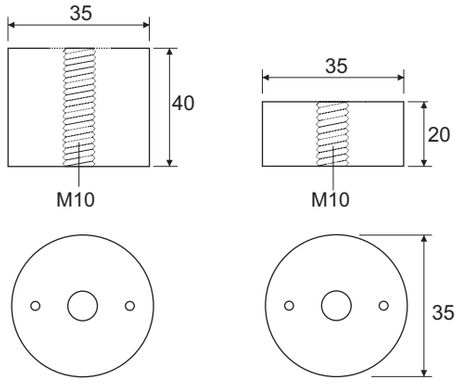

Distanziali cilindrici
Da utilizzarsi con borchie PESN01G o PESN02G
Filettatura M10
Realizzato in acciaio inox Aisi 304
Spessore disponibile 20 o 40 mm

Cylindrical glass spacers
Used with PESN01G or PESN02G caps
M10 threaded hole
Aisi 304 stainless steel manufacturing
20 and 40 mm thickness available



Catalogo def.indd 362 13/08/20 21:28

PESN01G



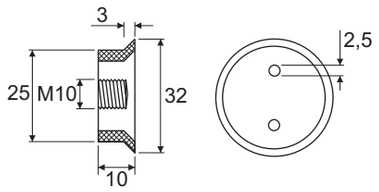

Borchia di fissaggio svasata a filo
Completa di vite lunghezza 22 mm
Filettatura M10
Realizzata in acciaio inox Aisi 304

Funneled fixing cap
22 mm lenght screw included
M10 threaded hole
Aisi 304 stainless steel manufacturing

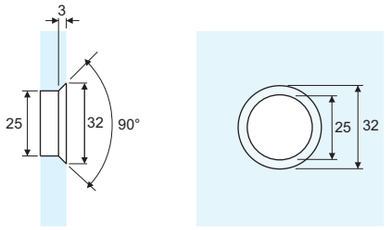



PESN02G



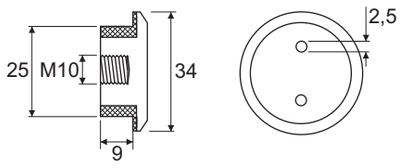

Borchia di fissaggio
Completa di vite lunghezza 22 mm
Filettatura M10
Realizzata in acciaio inox Aisi 304

Flat fixing cap
22 mm lenght screw included
M10 threaded hole
Aisi 304 stainless steel manufacturing

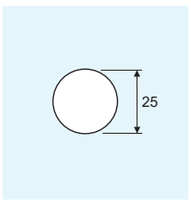



Catalogo def.indd 363 13/08/20 21:28

PESFG

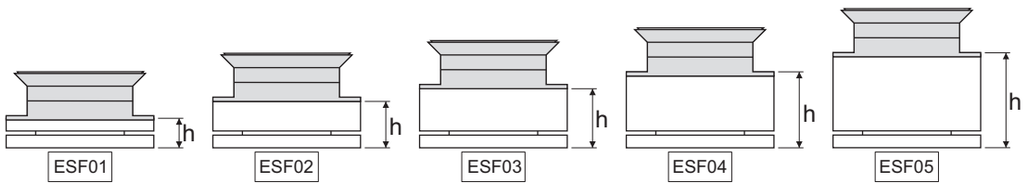

Fissaggio a punto regolabile
Realizzato in acciaio inox Aisi 304
PESF01G, h = 6/10 mm.
PESF02G, h = 8,5/11,5 mm
PESF03G, h = 11,5/14,5 mm
PESF04G, h = 14,5/20 mm
PESF05G, h = 22/30 mm

Adjustable point fixing
Aisi 304 stainless steel manufacturing
PESF01G, h = 6/10 mm.
PESF02G, h = 8,5/11,5 mm
PESF03G, h = 11,5/14,5 mm
PESF04G, h = 14,5/20 mm
PESF05G, h = 22/30 mm



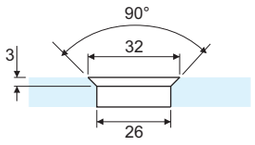

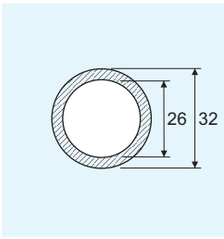

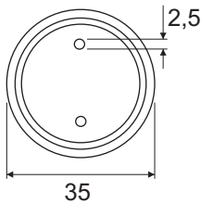



PGN01G



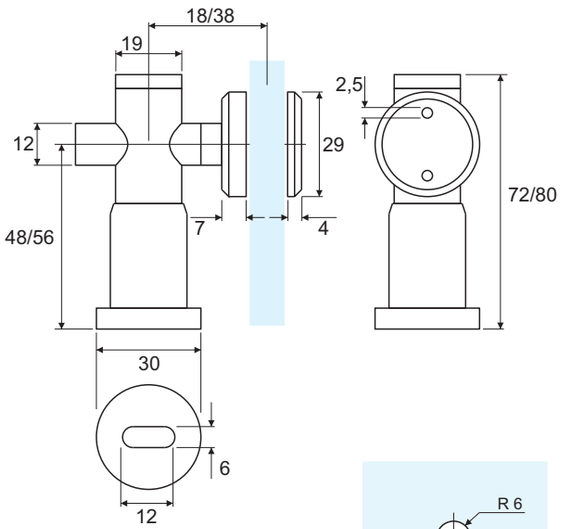

Connettore angolare a 90° vetro/muro con fissaggio a punto
Regolabile in altezza e profondità
Borchia svasata a richiesta
Realizzato in acciaio inox Aisi 304

Glass to wall 90° angular connector with point fixing
Adjustable in height and depth
Funneled cap available on demand
Aisi 304 stainless steel manufacturing



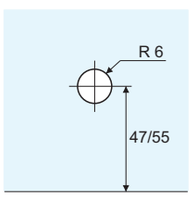

Catalogo def.indd 364 13/08/20 21:28

PFXP01G



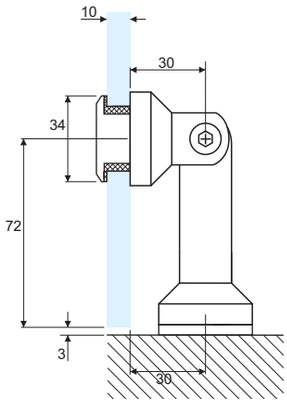

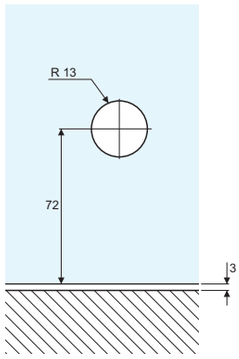

Connettore angolare snodato e regolabile vetro/muro con fissaggio a punto
La corretta centratura è raggiunta grazie ai fori asolati della base e dell'asta
Realizzato in acciaio inox Aisi 304

Glass to wall adjustable articuled angular connector with point fixing
The correct centering is obtained thanks to the fixing plate and rod slotted holes
Aisi 304 stainless steel manufacturing



PFXP02G



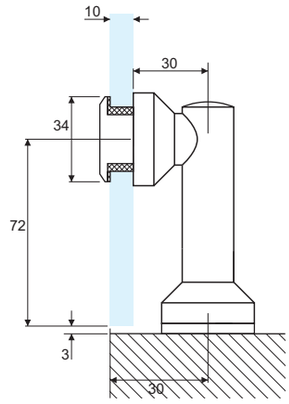

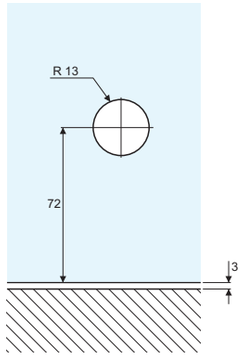

Connettore angolare a 90° vetro/muro con fissaggio a punto
La corretta centratura è raggiunta grazie al foro asolato della base
Realizzato in acciaio inox Aisi 304

Glass to wall 90° angular connector with point fixing
The correct centering is obtained thanks to the fixing plate slotted hole
Aisi 304 stainless steel manufacturing



Catalogo def.indd 365 13/08/20 21:28

PFXP03G



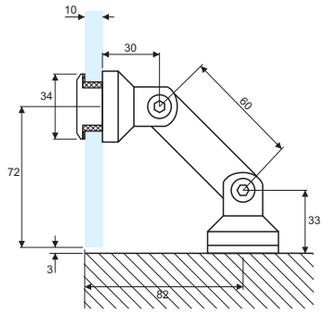

Connettore angolare regolabile con doppio snodo vetro/muro con fissaggio a punto
La corretta centratura è raggiunta grazie ai fori asolati della base e dell'asta
Realizzato in acciaio inox Aisi 304

Glass to wall adjustable double articuled angular connector with point fixing
The correct centering is obtained thanks to the fixing plate and rod slotted holes
Aisi 304 stainless steel manufacturing



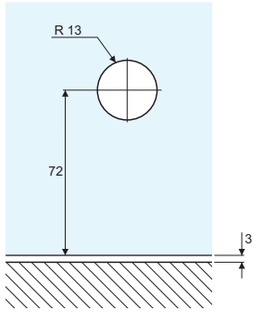

PFXP04G



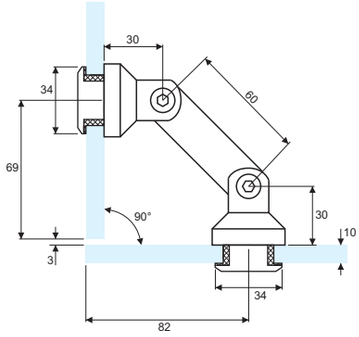

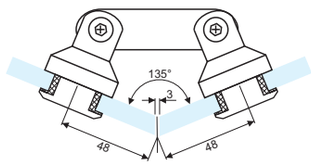

Connettore angolare regolabile con doppio snodo vetro/vetro con fissaggio a punto
La corretta centratura è raggiunta grazie ai fori asolati dell'asta
Realizzato in acciaio inox Aisi 304

Glass to glass adjustable double articuled angular connector with point fixing
The correct centering is obtained thanks to the rod slotted holes
Aisi 304 stainless steel manufacturing

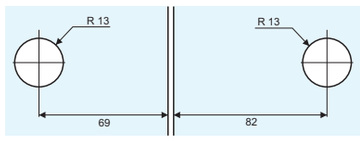

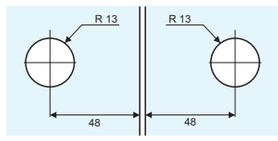



Catalogo def.indd 366 13/08/20 21:28

PFXP05G



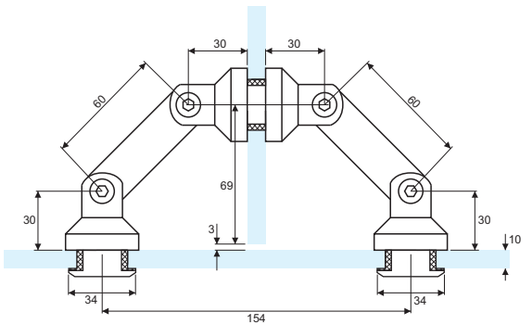

Connettore angolare regolabile con doppio snodo vetro/vetro con fissaggio a punto
La corretta centratura è raggiunta grazie ai fori asolati delle aste
Realizzato in acciaio inox Aisi 304

Glass to glass adjustable double articuled angular connector with point fixing
The correct centering is obtained thanks to the rods slotted holes
Aisi 304 stainless steel manufacturing



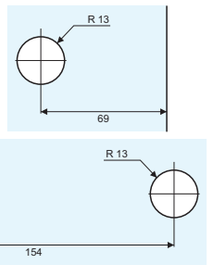

PRC01G



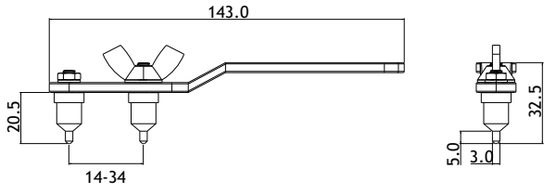

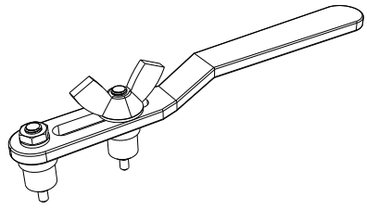

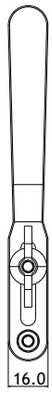

Chiave regolabile per il serraggio delle borchie a due punti
Realizzata in acciaio

Adjustable wrench for two points caps thightening
Steel manufacturing

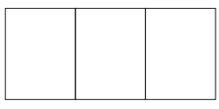

Catalogo def.indd 367 13/08/20 21:28

PRFXP01G



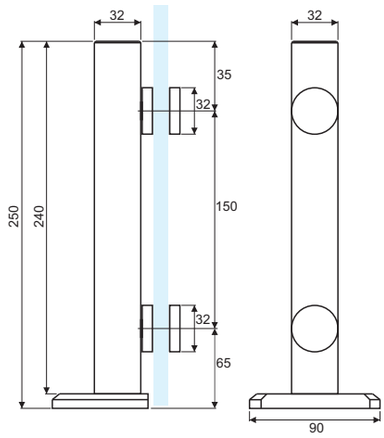

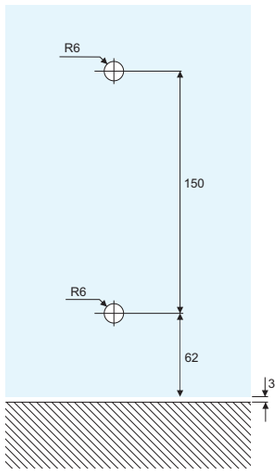

Supporto a colonna con fissaggi a punto per piccole balaustre
Realizzato in acciaio inox Aisi 304

Point fixing column support for small balustrades
Aisi 304 stainless steel manufacturing



PHB01G



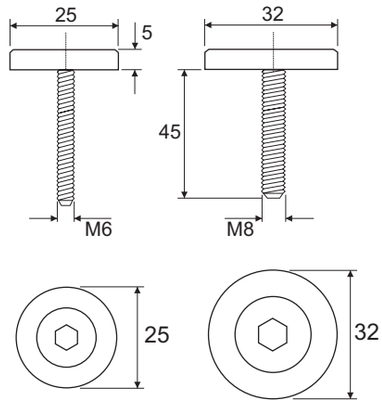

Borchia completa di vite
Disponibile con diametro 25 mm e 32 mm
Realizzata in acciaio inox Aisi 304

Round cap with screw
25 and 32 mm diameter available
Aisi 304 stainless steel manufacturing



Catalogo def.indd 368 13/08/20 21:28

PHC01G



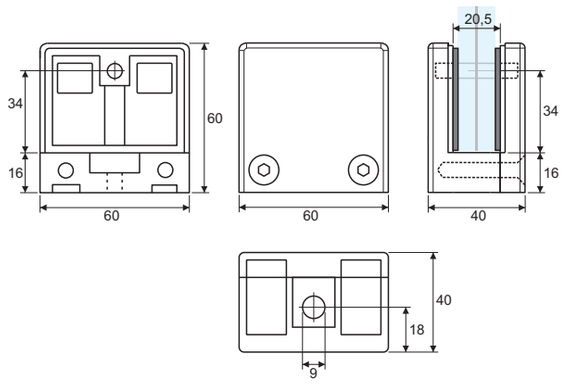

Morsetto per vetri stratificati in forte spessore
Calibrato per vetri mm 13,52 e 17,52 mediante set di guarnizioni specifiche (comunicare all'ordine lo spessore vetro utilizzato)
Perno di sicurezza rimovibile compreso
Realizzato in fusione di acciaio inox Aisi 304

High thickness laminated glass clamp
Exact mm 13,52 and 17,52 glass thickness fitting with set of gaskets (specify glass thickness in the order)
Removable safety pin included
Diecast Aisi 304 stainless steel made



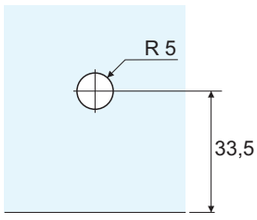

PHC10G



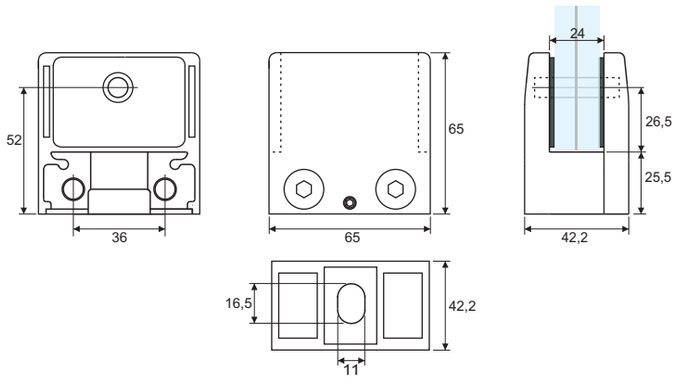

Morsetto per vetri stratificati in forte spessore
Calibrato per vetri mm 17,52 e 21,52 mediante set di guarnizioni specifiche (comunicare all'ordine lo spessore vetro utilizzato)
Perno di sicurezza rimovibile compreso
Basetta di appoggio opzionale acquistabile a parte
Realizzato in fusione di acciaio inox Aisi 316

High thickness laminated glass clamp
Exact mm 17,52 and 21,52 glass thickness fitting with set of gaskets (specify glass thickness in the order)
Removable safety pin included
Support plate available extra
Diecast Aisi 316 stainless steel made



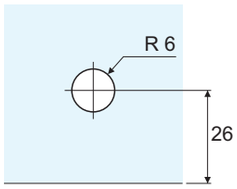

Catalogo def.indd 369 13/08/20 21:28

PHC10BG



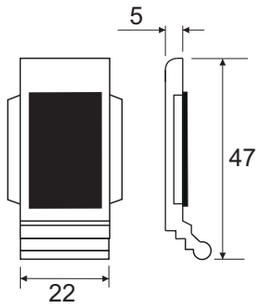

Base di supporto opzionale per morsetto PHC10G
Cuscinetto in gomma all'interno
Realizzata in fusione di acciaio inox Aisi 316

Support plate for PHC10G glass clamp
Rubber protection inside
Diecast Aisi 316 stainless steel manufacturing

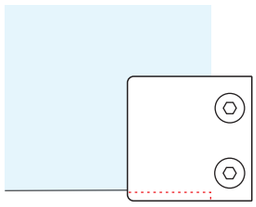



PHC10RG



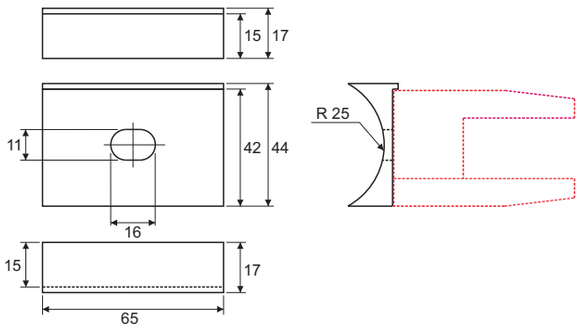

Base raggiata opzionale per morsetto PHC10G
Per tubolari con diametro 50 mm
Realizzata in fusione di acciaio inox Aisi 316

Round baseplate adaptor for PHC10G glass clamp
For 50 mm diameter pipe
Diecasting Aisi 316 stainless steel manufacturing





Catalogo def.indd 370 13/08/20 21:28

PA1350G



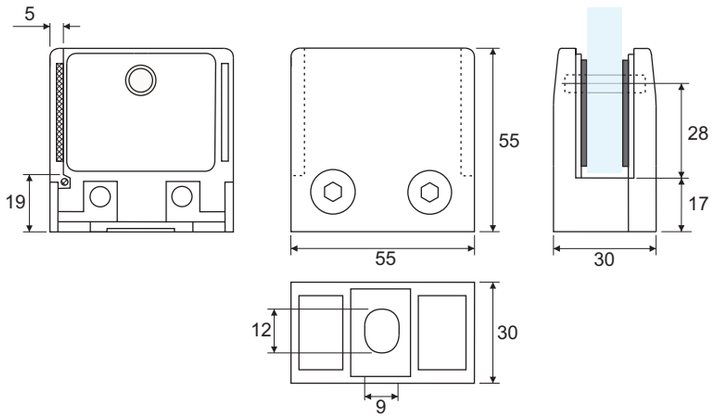

Morsetto per vetro monolitico e stratificato
Calibrato per vetri mm 10,76, 12 e 12,76 mediante set di guarnizioni specifiche (comunicare all'ordine lo spessore vetro utilizzato)
Perno di sicurezza rimovibile compreso
Piastra di supporto opzionale venduta a parte
Realizzato in fusione di acciaio inox Aisi 304

Clamp for solid and laminated glasses
Exact mm 10,76, 12 and 12,76 glass thickness fitting with set of gaskets (specify glass thickness in the order)
Removable safety pin included
Support plate available extra
Diecast Aisi 304 stainless steel manufacturing



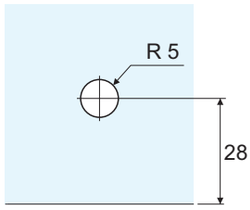

PA1350BG



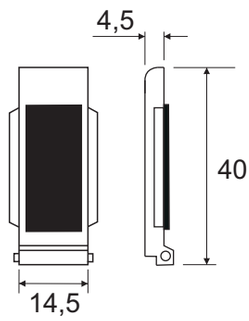

Base di supporto opzionale per PA1350G
Cuscinetto in gomma all'interno
Realizzata in fusione di acciaio inox Aisi 304

Support plate for PA1350G glass clamp
Rubber protection inside
Diecast Aisi 304 stainless steel made



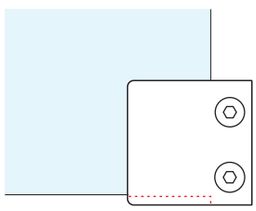

Catalogo def.indd 371 13/08/20 21:28

PA1100NG



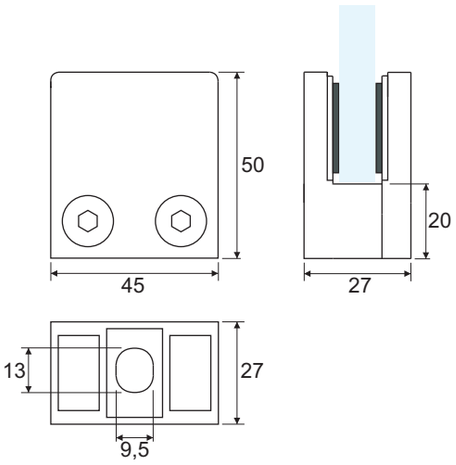

Morsetto per vetro monolitico e stratificato
Calibrato per vetri mm 8,76, 10, 10,76 e 12 mediante set di guarnizioni specifiche
Realizzato in fusione di acciaio inox Aisi 304

Clamp for solid and laminated glasses
Exact mm 8,76, 10, 10,76 and 12 glass thickness fitting with set of gaskets
Diecast Aisi 304 stainless steel manufacturing



PA1000G



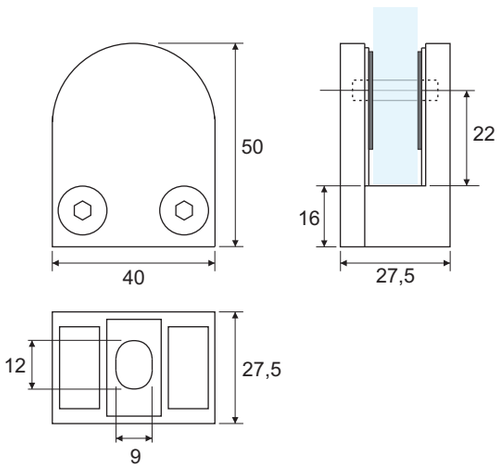

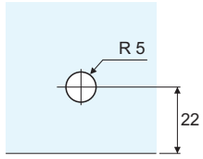

Morsetto per vetro monolitico e stratificato
Perno di sicurezza rimovibile compreso
Realizzato in acciaio inox Aisi 304

Clamp for solid and laminated glasses
Removable safety pin included
Diecast Aisi 304 stainless steel manufacturing



Catalogo def.indd 372 13/08/20 21:28

PA1200G



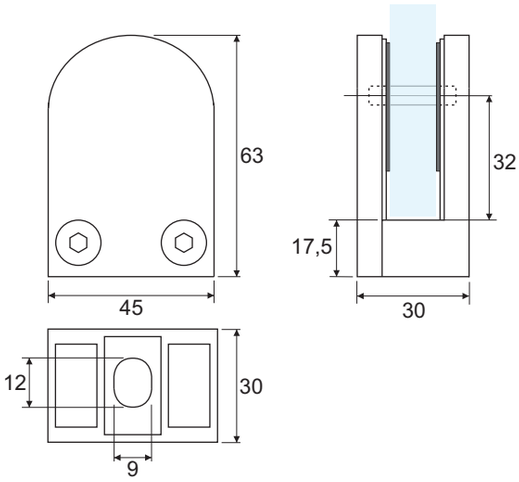

Morsetto per vetro monolitico e stratificato
Calibrato per vetri mm 11,52, 12 e 12,76 mediante set di guarnizioni specifiche (comunicare all'ordine lo spessore vetro utilizzato)
Perno di sicurezza rimovibile compreso
Realizzato in fusione di acciaio inox Aisi 304

Clamp for solid and laminated glasses
Exact mm 11,52, 12 and 12,76 glass thickness fitting with set of gaskets (specify glass thickness in the order)
Removable safety pin included
Diecast Aisi 304 stainless steel manufacturing



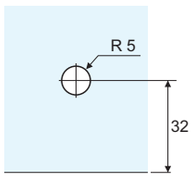

PHC04G



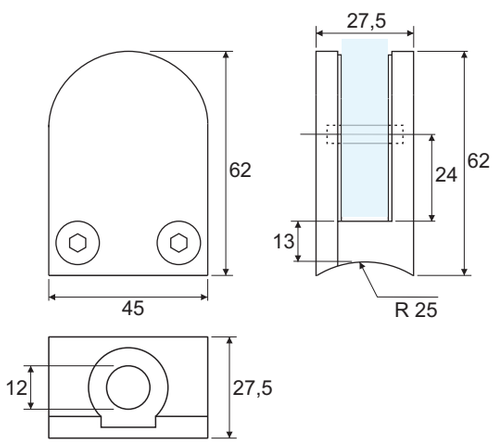

Morsetto per con base raggiata per vetro monolitico e stratificato
Per tubolari con diametro 50 mm
Perno di sicurezza rimovibile compreso
Realizzato in fusione di acciaio inox Aisi 304

Clamp with round baseplate for solid and laminated glasses
For 50 mm diameter pipe
Removable safety pin included
Diecast Aisi 304 stainless steel manufacturing

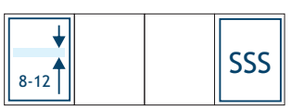

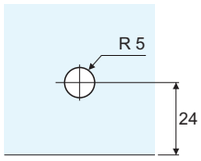

Catalogo def.indd 373 13/08/20 21:28

PK82G



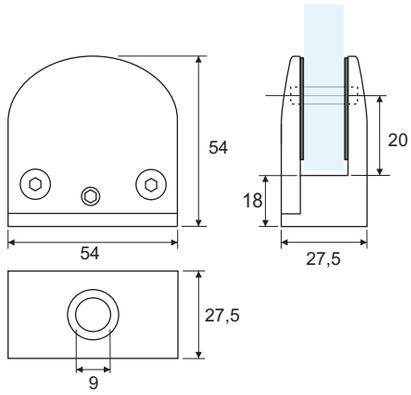

Morsetto per vetro monolitico e stratificato
Perno di sicurezza rimovibile compreso
Realizzato in fusione di lega di zinco

Clamp for solid and laminated glasses
Removable safety pin included
Diecast zinc alloy manufacturing

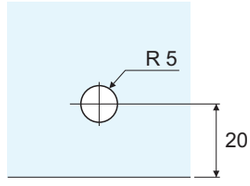

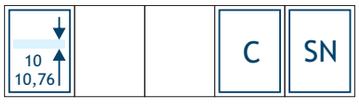

PK83G



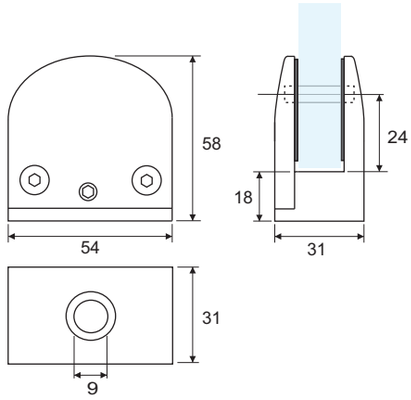

Morsetto per vetro monolitico e stratificato
Perno di sicurezza rimovibile compreso
Realizzato in fusione di lega di zinco

Clamp for solid and laminated glasses
Removable safety pin included
Diecast zinc alloy manufacturing

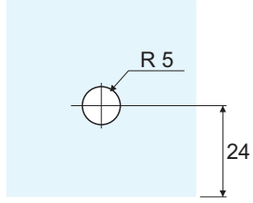

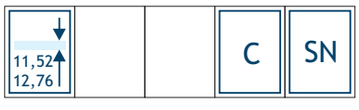

Catalogo def.indd 374 13/08/20 21:28

PK700G



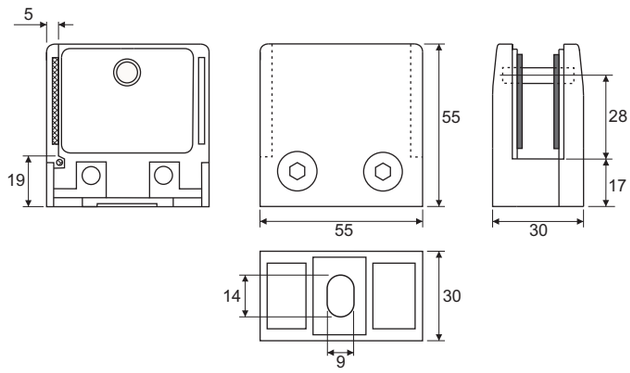

Morsetto per vetro monolitico e stratificato
Calibrato per vetri mm 10,76, 12 e 12,76 mediante set di guarnizioni specifiche (comunicare all'ordine lo spessore vetro utilizzato, standard 10,76)
Piastra di supporto rimovibile compresa
Realizzato in fusione di lega di zinco

Clamp for solid and laminated glasses
Exact mm 10,76, 12 and 12,76 glass thickness fitting with set of gaskets (specify glass thickness in the order, standard is 10,76)
Removable support plate included
Diecast zinc alloy manufacturing

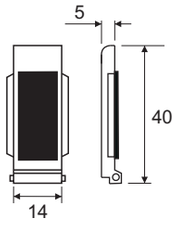

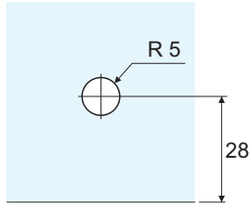

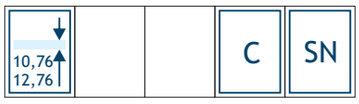

PGC20G



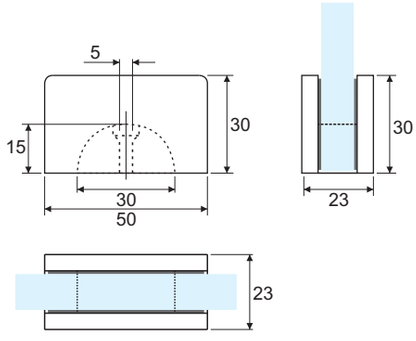

Morsetto a filo
Realizzato in fusione di lega di zinco

Partition clamp
Diecast zinc alloy manufacturing

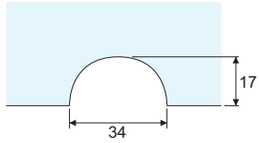



Catalogo def.indd 375 13/08/20 21:28

PGC21G



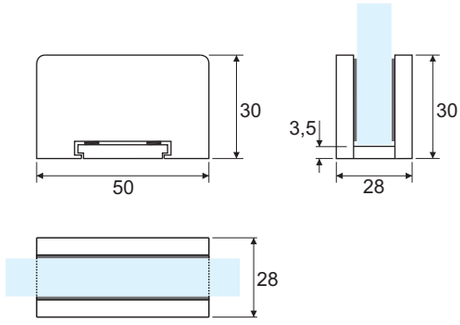

Morsetto brevettato senza lavorazione nel vetro
Corpo realizzato in lega di zinco
Copertine in acciaio inox Aisi 304 o alluminio

Patented glass clamp, no glass cut-out required
Zinc alloy inner body manufacturing
Aisi 304 stainless steel or aluminium covers



PGC22G



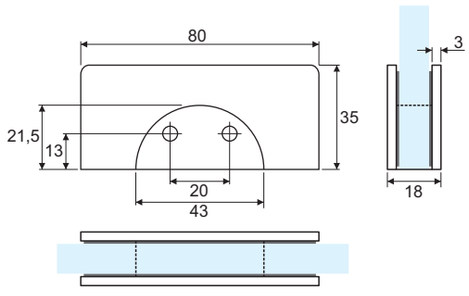

Morsetto a filo
Realizzato in fusione acciaio inox Aisi 304

Partition clamp
Diecast Aisi 304 stainless steel manufacturing

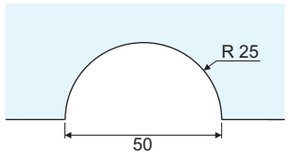

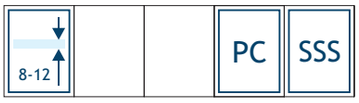

Catalogo def.indd 376 13/08/20 21:28

PJ65G

Morsetto reggimensola cilindrico
Realizzato in fusione di lega di zinco

Cylindrical glass shelf clamp
Diecast zinc alloy manufacturing



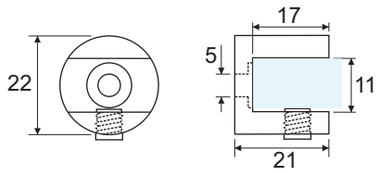

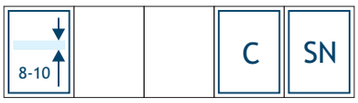

PK96G

Morsetto reggimensola cilindrico
Realizzato in fusione di lega di zinco

Adjustable glass shelf clamp
Diecast zinc alloy manufacturing



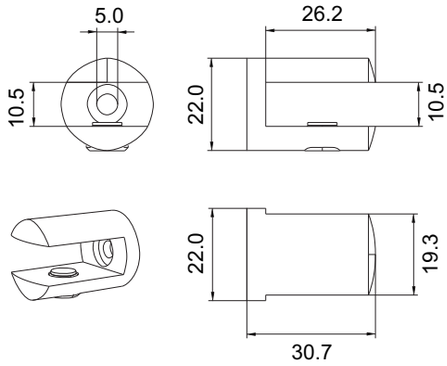



PK135SG

Morsetto reggimensola cilindrico
Realizzato in fusione di lega di zinco

Adjustable glass shelf clamp
Diecast zinc alloy manufacturing



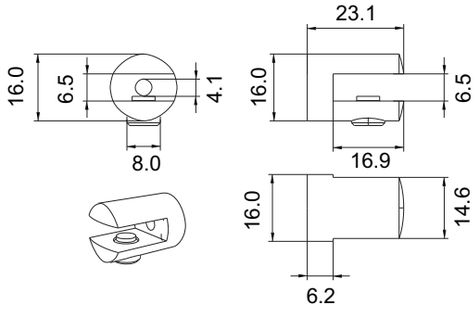



Catalogo def.indd 377 13/08/20 21:28

PJ106G

Morsetto reggimensola regolabile
Realizzato in fusione di lega di zinco

Adjustable glass shelf clamp
Diecast zinc alloy manufacturing



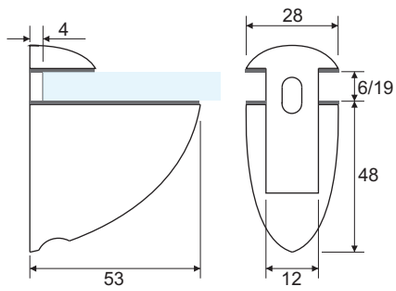

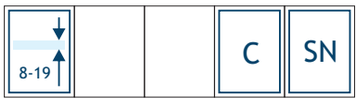

PJ206G

Morsetto reggimensola regolabile
Realizzato in fusione di lega di zinco

Adjustable glass shelf clamp
Diecast zinc alloy manufacturing



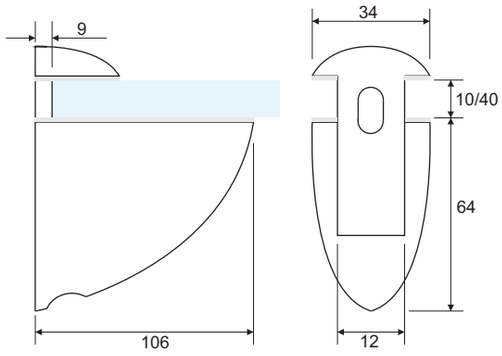

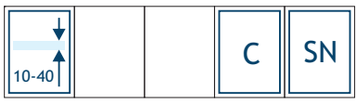

PJ116G

Morsetto reggimensola
Realizzato in fusione di lega di zinco

Glass shelf clamp
Diecast zinc alloy manufacturing



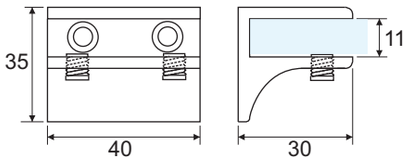

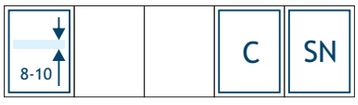

Catalogo def.indd 378 13/08/20 21:28

PJ117G

Morsetto reggimensola
Realizzato in fusione di lega di zinco

Glass shelf clamp
Diecast zinc alloy manufacturing



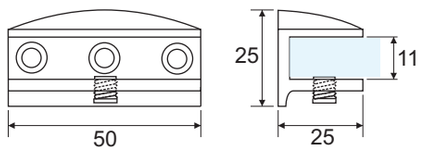



PJ31CG

Supporto reggiripiano per fissaggio a vetro
Realizzato in lega di zinco

Glass shelf support for glass fixing
Zinc alloy manufacturing

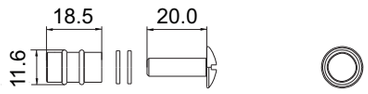



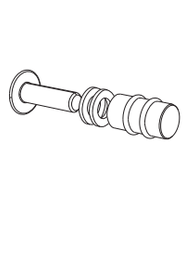



PJ12EG

Supporto reggiripiano per fissaggio a parete
Realizzato in ottone senza vite in vista

Glass shelf support for wall fixing
Brass manufacturing without screw at sight

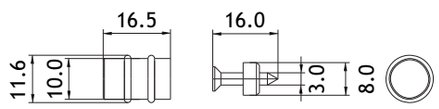



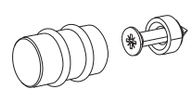

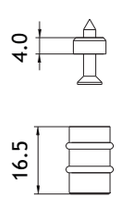



Catalogo def.indd 379 13/08/20 21:28

PJ01AG



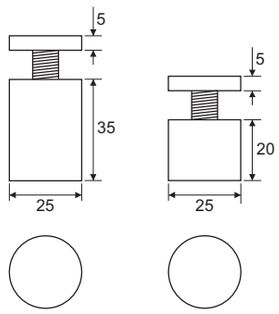

Distanziale cilindrico per targhe e piccoli vetri
Fissaggio al supporto con vite diam. 5 mm
Realizzato in acciaio inox Aisi 202
Spessore disponibile 35 e 20 mm

Glass plates and small panels cylindrical spacer
5 mm diam. screw wall fixing
Aisi 202 stainless steel manufacturing
35 and 20 mm thickness available



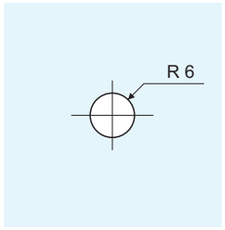

Catalogo def.indd 380 13/08/20 21:28

PJ60AG

Supporto per specchi senza vite in vista
Realizzato in fusione di lega di zinco

Mirror bracket with no screw at sight
Diecast zinc alloy manufacturing







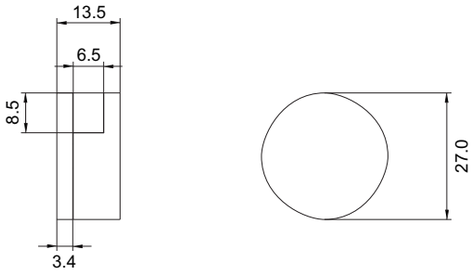

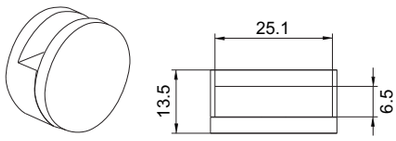

PJ60EG

Supporto per specchi senza vite in vista
Realizzato in fusione di lega di zinco

Mirror bracket with no screw at sight
Diecast zinc alloy manufacturing







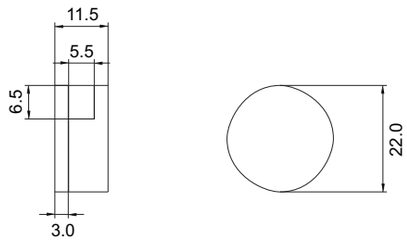

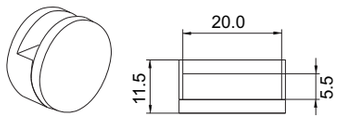

PK091G

Set 4 pezzi di supporti a molla per specchi
Realizzati in acciaio

Mirror spring brackets complete set, 4 pc
Iron manufacturing





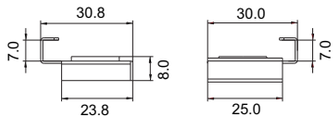

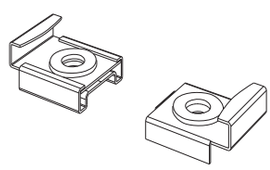

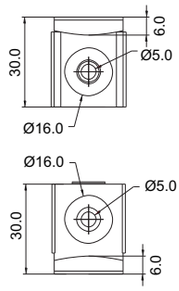

Catalogo def.indd 381 13/08/20 21:28

PG
Italy
Manufacturing

SISTEMI PER PENSILINE E FACCIATE IN VETRO

GLASS SHELTERS AND CURTAIN WALLS SYSTEMS

Catalogo def.indd 382 13/08/20 21:28

INDICE
INDEX

PAG 5

Sistemi in acciaio inox per pensiline in vetro
Stainless steel glass canopies systems

SHELTER SYSTEM

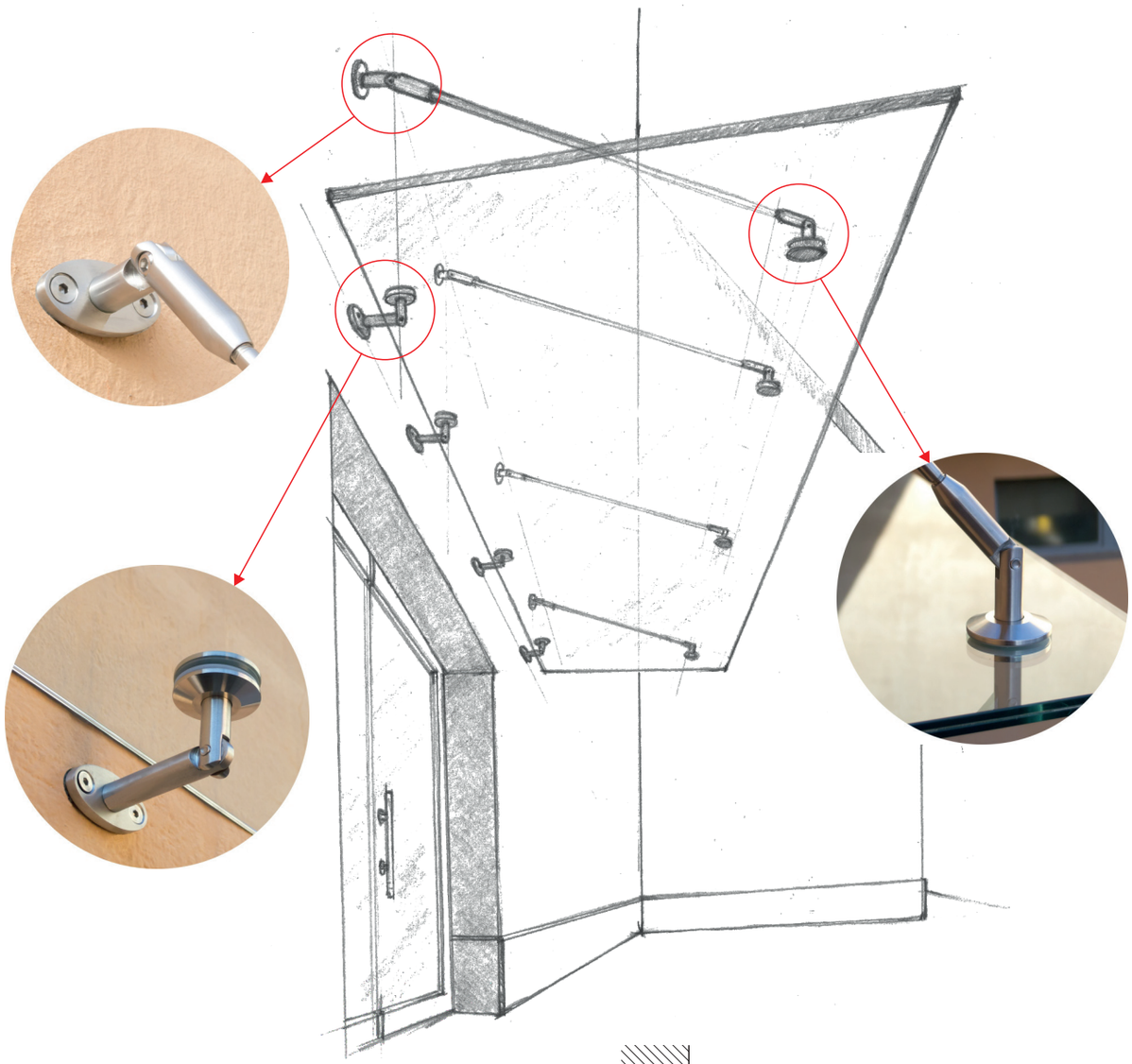

Sistema per pensiline in vetro
Realizzato completamente in acciaio inox Aisi 316
Per pensiline con profondità da 800 a 1300 mm
Lunghezza dei tiranti mm 830-1050-1500
Disponibile in kit un tirante con attacchi singoli o con attacchi doppi

Glass canopies system
Completely made of Aisi 316 stainless steel
Fits canopies from 800 to 1300 mm wide
Rods lenght mm 830-1050-1500
Single or double connector tie-rod sets available

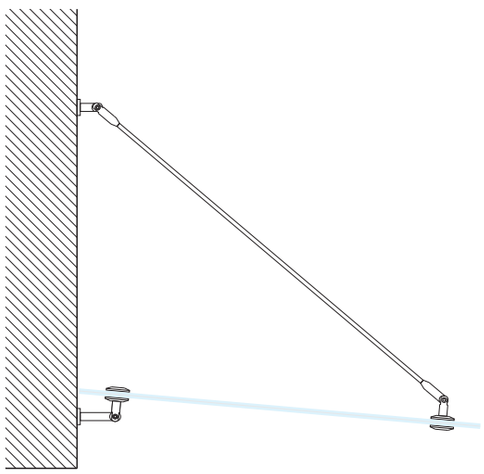



Catalogo def.indd 384 13/08/20 21:28

PSGK083G-PSGK083DG

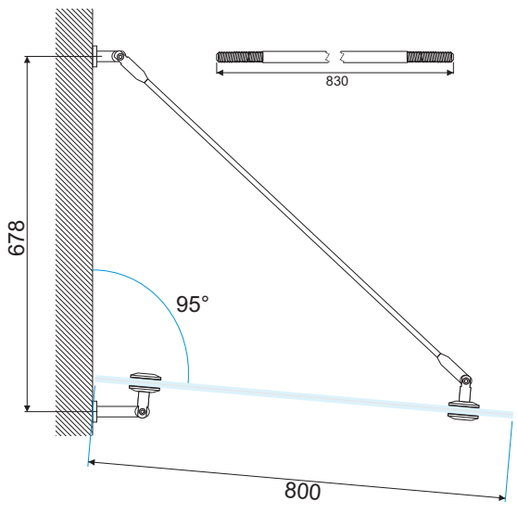

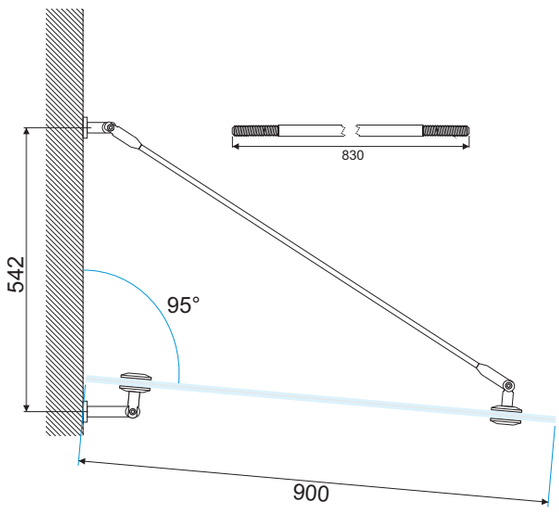

PROFONDITÀ PENSILINA CANOPY WIDTH	SPESSORE DEL VETRO GLASS THICKNESS	LUNGHEZZA MAX CON 2 TIRANTI MAX LENGHT WITH 2 RODS	LUNGHEZZA MAX CON 3 TIRANTI MAX LENGHT WITH 3 RODS
800	6+1,52+6	1500	2500
900	6+1,52+6	1500	2500

Kit tirante per pensiline profondità 800 e 900 mm
Ogni kit PSGK083G è composto da: PSG01G 1 pz - PSG02G 1 pz - PSG03G 1 pz - PSGBARG 830 mm 1 pz
Ogni kit PSGK083DG è composto da: PSG01DG 1 pz - PSG02G 1 pz PSG03DG 1 pz - PSGBARG 830 mm 1 pz
Ogni pensilina richiede un minimo di due o più kit a seconda della lunghezza
Realizzato in acciaio inox Aisi 316
Le dimensioni indicate qui a fianco per i vetri (sempre temperati e stratificati) sono relative ad un carico accidentale di kg 160/mq

Tie-rod set for 800 and 900 mm width canopies
Each PSGK083G set includes: PSG01G 1 pc - PSG02G 1 pc - PSG03G 1 pc - PSGBARG 830 mm 1 pc
Each SGK083D set includes: PSG01DG 1 pc - PSG02G 1 pc - PSG03DG 1 pc - PSGBAR 830G mm 1 pc
Any canopy requires a minimum of two tie-rod sets or more according to the lenght
Aisi 304 stainless steel manufacturing
Tempered and laminated glasses dimensions shown in the drawing at the side are related to a kg 160/sqm accidental load



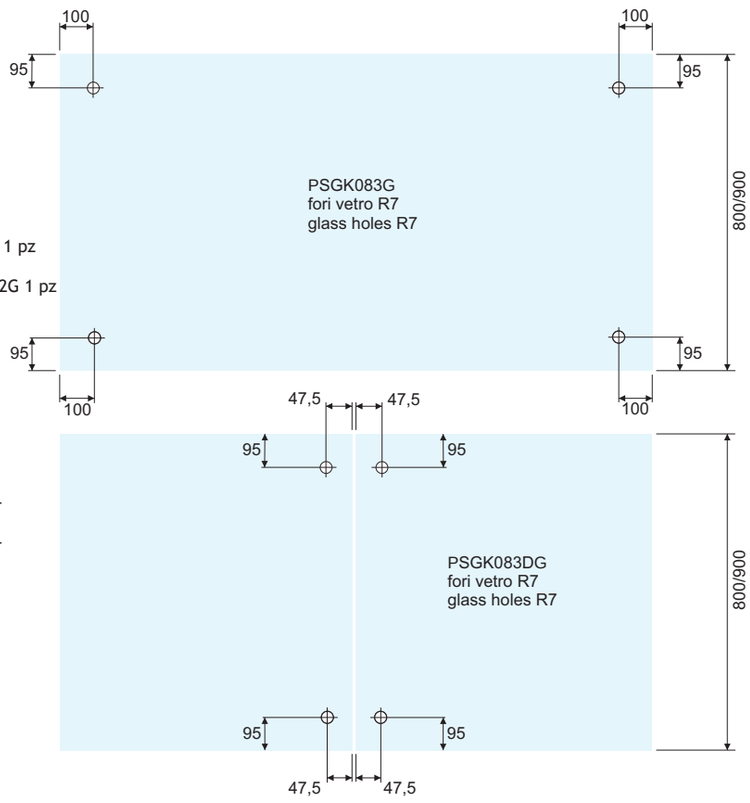

Catalogo def.indd 385 13/08/20 21:28

PSGK105G-PSGK105DG

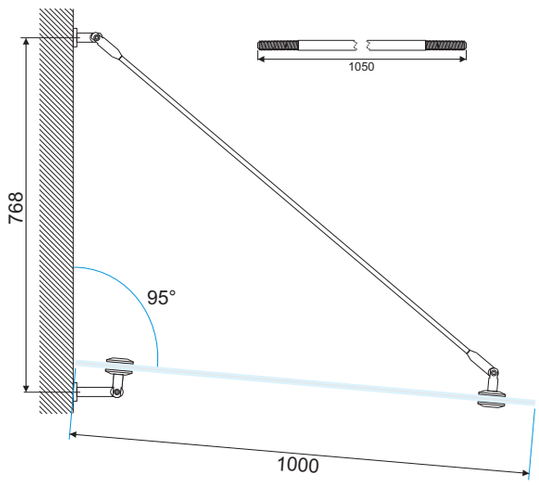

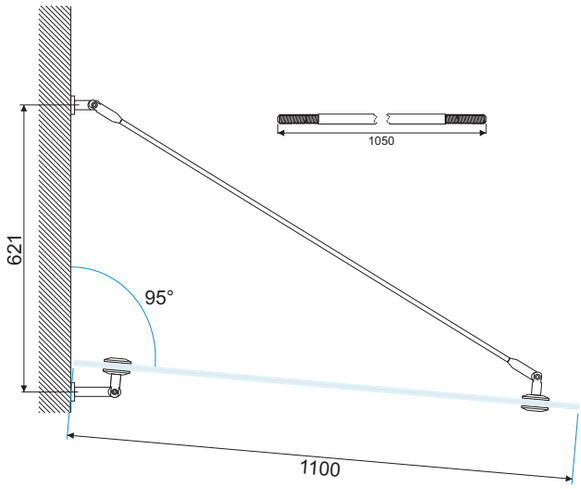

PROFONDITÀ PENSILINA CANOPY WIDTH	SPESSORE DEL VETRO GLASS THICKNESS	LUNGHEZZA MAX CON 2 TIRANTI MAX LENGHT WITH 2 RODS	LUNGHEZZA MAX CON 3 TIRANTI MAX LENGHT WITH 3 RODS
1000	6+1,52+6	1500	2500
1100	6+1,52+6	1500	2500

Kit tirante per pensiline profondità 1000 e 1100 mm
Ogni kit PSGK105G è composto da: PSG01G 1 pz - PSG02G 1 pz - PSG03G 1 pz - PSGBARG 1050 mm 1 pz
Ogni kit PSGK105DG è composto da: PSG01DG 1 pz - PSG02G 1 pz - PSG03DG 1 pz - PSGBARG 1050 mm 1 pz
Ogni pensilina richiede un minimo di due o più kit a seconda della lunghezza
Realizzato in acciaio inox Aisi 316
Le dimensioni indicate qui a fianco per i vetri (sempre temperati e stratificati) sono relative ad un carico accidentale di kg 160/mq

Tie-rod set for 1000 and 1100 mm width canopies
Each PSGK105G set includes: PSG01G 1 pc - PSG02G 1 pc - PSG03G 1 pc - PSGBARG 105 mm 1 pc
Each PSGK105DG set includes: PSG01DG 1 pc - PSG02G 1 pc - PSG03DG 1 pc - PSGBARG 105 mm 1 pc
Any canopy requires a minimum of two tie-rod sets or more according to the lenght
Aisi 304 stainless steel manufacturing
Tempered and laminated glasses dimensions shown in the drawing at the side are related to a kg 160/sqm accidental load

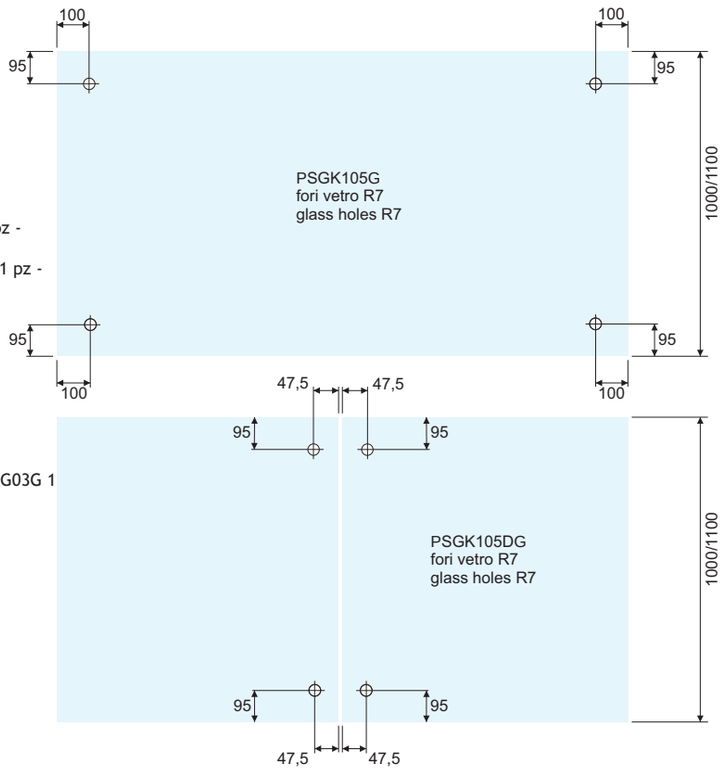



Catalogo def.indd 386 13/08/20 21:28

PSGK150G-PSGK150DG

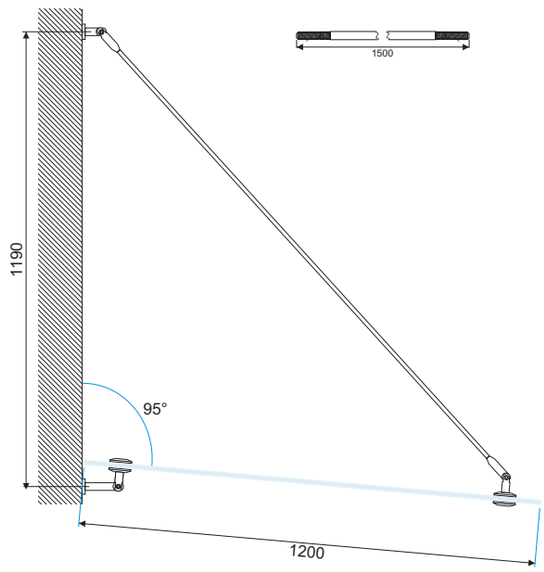

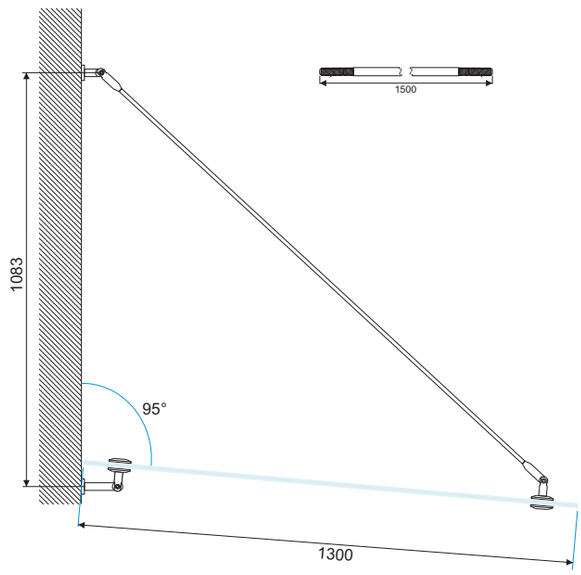

PROFONDITÀ PENSILINA CANOPY WIDTH	SPESSORE DEL VETRO GLASS THICKNESS	LUNGHEZZA MAX CON 2 TIRANTI MAX LENGHT WITH 2 RODS	LUNGHEZZA MAX CON 3 TIRANTI MAX LENGHT WITH 3 RODS
1200	8+1,52+8	1800	2500
1300	8+1,52+8	1800	2500

Kit tirante per pensiline profondità 1200 e 1300 mm
Ogni kit PSGK150G è composto da: PSG01G 1 pz - PSG02G 1 pz - PSG03G 1 pz - PSGBARG 1500 mm 1 pz
Ogni kit PSGK150DG è composto da: PSG01DG 1 pz - PSG02G 1 pz - PSG03DG 1 pz - PSGBARG 1500 mm 1 pz
Ogni pensilina richiede un minimo di due o più kit a seconda della lunghezza
Realizzato in acciaio inox Aisi 316
Le dimensioni indicate qui a fianco per i vetri (sempre temperati e stratificati) sono relative ad un carico accidentale di kg 160/mq

Tie-rod set for 1200 and 1300 mm width canopies
Each PSGK150G set includes: PSG01G 1 pc - PSG02G 1 pc - PSG03G 1 pc - PSGBARG 1500 mm 1 pc
Each PSGK150DG set includes: PSG01DG 1 pc - PSG02G 1 pc - PSG03DG 1 pc - PSGBARG 1500 mm 1 pc
Any canopy requires a minimum of two tie-rod sets or more according to the lenght
Aisi 304 stainless steel manufacturing
Tempered and laminated glasses dimensions shown in the drawing at the side are related to a kg160/sqm accidental load



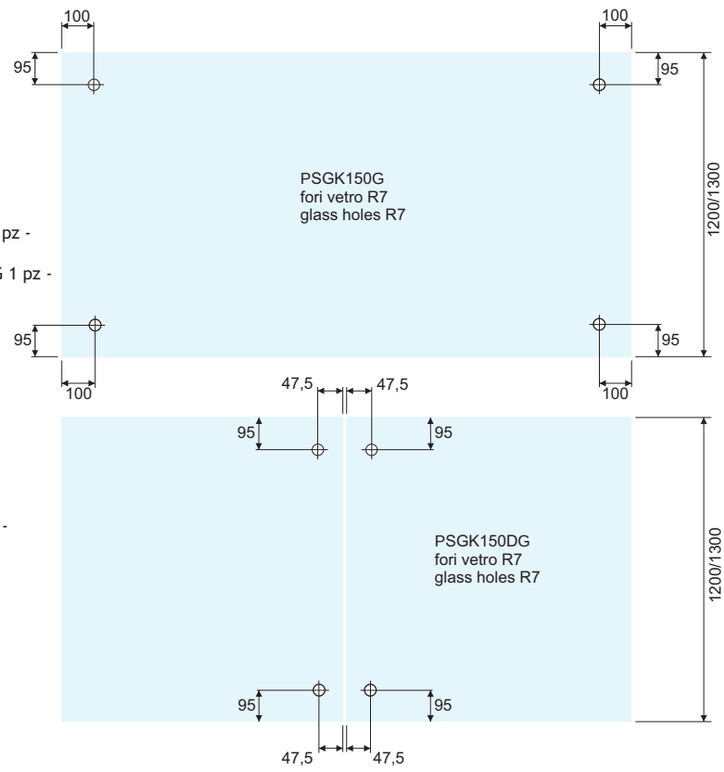

Catalogo def.indd 387 13/08/20 21:28

PSG01G



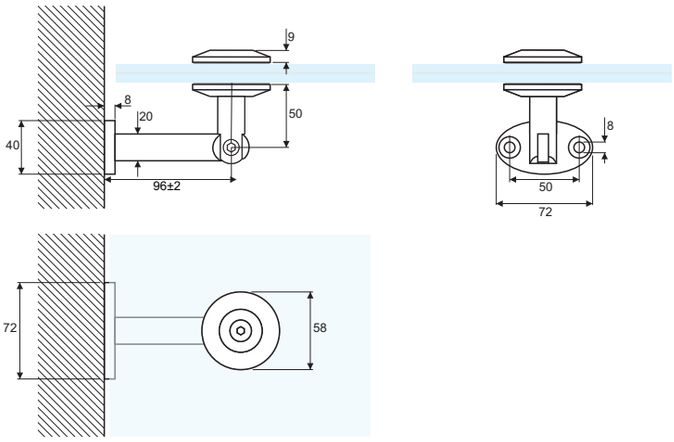

Fissaggio a punto vetro/muro regolabile per pensiline
Per vetri fino a mm 17,52 di spessore
Realizzato in acciaio inox Aisi 316

Glass to wall adjustable point-fixing connector for canopies
Up to mm 17,52 glass thickness
Aisi 316 stainless steel manufacturing



PSG01DG



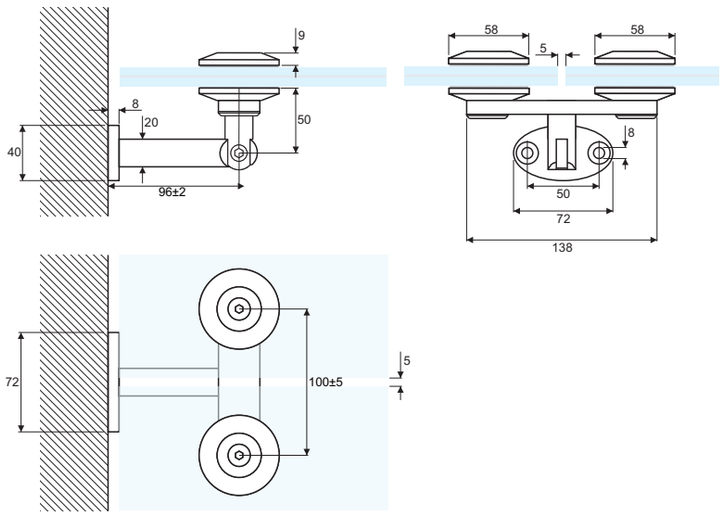

Fissaggio a punto vetro/muro regolabile doppio per pensiline
Per vetri fino a mm 17,52 di spessore
Realizzato in acciaio inox Aisi 316

Glass to wall adjustable double point-fixing connector for canopies
Up to mm 17,52 glass thickness
Aisi 316 stainless steel manufacturing



Catalogo def.indd 388 13/08/20 21:28

PSG02G



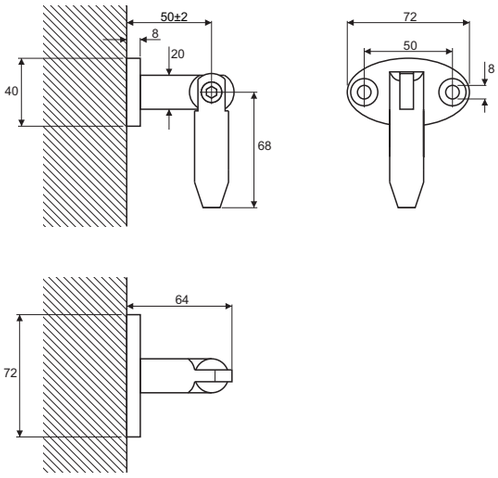

Fissaggio muro/tirante regolabile per pensiline
Per tiranti con filettatura M10
Realizzato in acciaio inox Aisi 316

Rod to wall adjustable connector for canopies
For rods with M10 thread
Aisi 316 stainless steel manufacturing

			SSS

PSGBARG



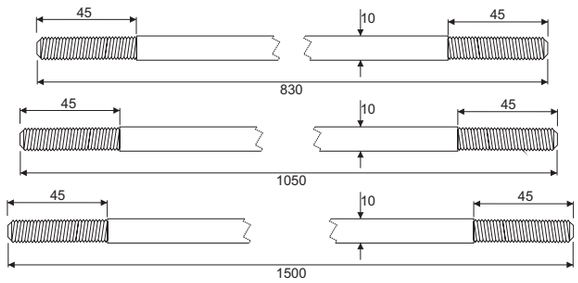

Tirante con filettatura M10
Disponibile con lunghezza 830, 1050 e 1500 mm
Realizzato in acciaio inox Aisi 316

Rod with M10 thread
830, 1050 and 1500 mm lenght available
Aisi 316 stainless steel manufacturing

			SSS

Catalogo def.indd 389 13/08/20 21:28

PSG03G



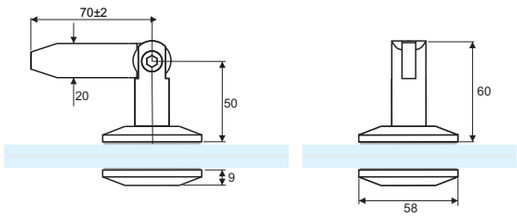

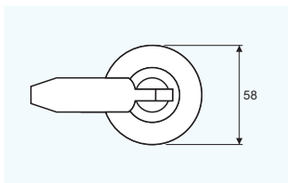

Fissaggio a punto vetro/tirante regolabile per pensiline
Per vetri fino a mm 17,52 di spessore
Per tiranti con filettatura M10
Realizzato in acciaio inox Aisi 316

Glass to rod adjustable point-fixing connector for canopies
Up to mm 17,52 glass thickness
For rods with M10 thread
Aisi 316 stainless steel manufacturing



PSG03DG



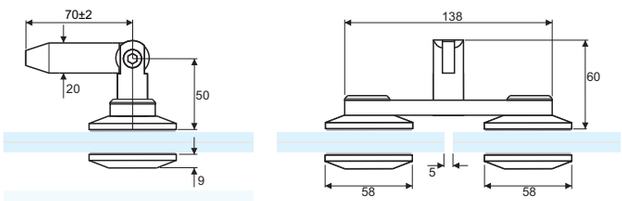

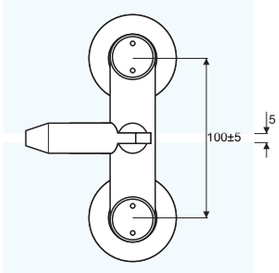

Fissaggio a punto vetro/tirante regolabile doppio per pensiline
Per vetri fino a mm 17,52 di spessore
Per tiranti con filettatura M10
Realizzato in acciaio inox Aisi 316

Glass to rod adjustable double point-fixing connector for canopies
Up to mm 17,52 glass thickness
For rods with M10 thread
Aisi 316 stainless steel manufacturing



Catalogo def.indd 390 13/08/20 21:28

PSGPROG



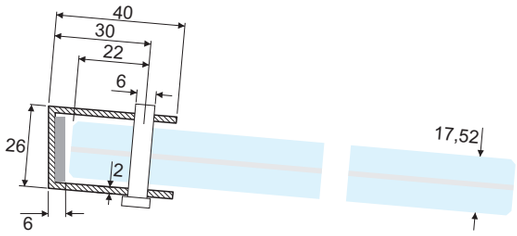

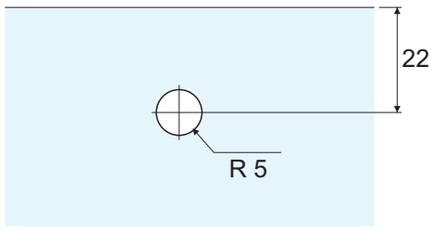

Canalina di fissaggio a muro per pensiline in vetro
Predisposta per 4 perni di sicurezza da 6 mm inclusi
Guarnizione in gomma spessore 3 mm inclusa
Realizzata in acciaio inox Aisi 316

Wall fixing «U» channel for glass canopies
Arranged for 4 included safety pins
3 mm thickness rubber gasket included
Aisi 316 stainless steel manufacturing



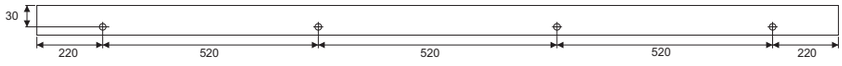

Catalogo def.indd 391 13/08/20 21:28

ANNOTAZIONI - NOTES



Catalogo def.indd 392 13/08/20 21:28